



<b>sabena</b> <sup>®</sup> <b>B707</b>	Module: GENERAL	A/C Reg :	Check :	 <b>01F100002</b>
	Oper. : RT-MP LC			
	Type : REI-INSP	Issuer : A59513	Cert.St.: 45379	<b>Page 1 of 2</b>
Spec. : REI INSP	Release Date: 11.09.2008			

**RH RVSM CRITICAL AREA MARKERS INSPECTION**

Execution / Start Date:	
End Date:	

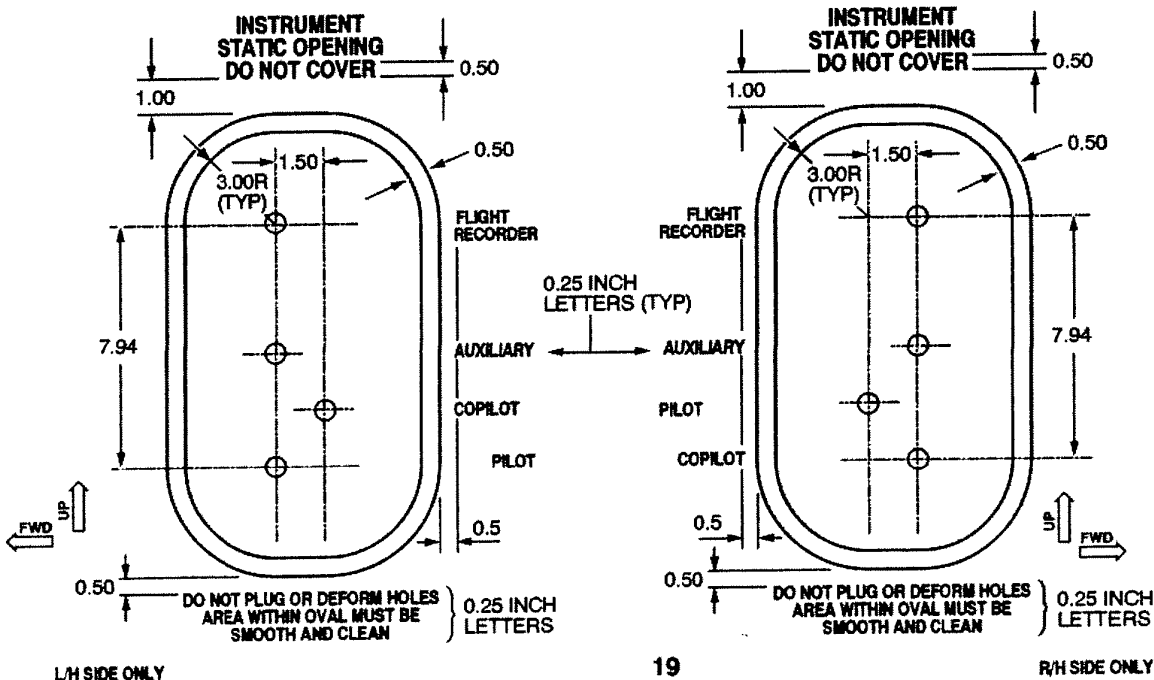
MAINT	RII/INSP

<b>sabena</b> B707	Module: GENERAL	A/C Reg :	Check :	 <b>01F100002</b> Page 2 of 2
	Oper. : RT-MP LC	Issuer : A59513	Cert.St.: 45379	
	Type : REI-INSP	Release Date: 11.09.2008		
	Spec. : REI INSP			

**RH RVSM CRITICAL AREA MARKERS INSPECTION**

					<b>MAINT</b>	<b>RII/INSP</b>
<b>Nr.</b>	<b>Hardtime</b>	<b>Task</b>	<b>Spec.</b>	<b>Related Documents</b>		
1.		E2	INS	MMS-328 340200 00302 rev 05/06/07		
<b>Check:</b> C						
<b>Zones:</b> 113						
<b>Access:</b>						
NRC YES <input type="radio"/> NO <input type="radio"/>		IF YES, NUMBER(S): .....				

CHECK FOR MARKERS ON THE EDGES OF THE RH RVSM CRITICAL AREA MUST BE VISIBLE & IN GOOD CONDITION.



**19**  
LOCATION: STA 514 ABOVE AND BELOW  
WL 155, L/H AND R/H  
COLOR: LETTERING BLACK NO. 17038  
BAND RED NO. 11136  
PER FED-STD-595

Fig. 3 Markings FWD Body Section (Sheet 7 of 10)