



<b>sabena</b> <sup>®</sup> <b>B707</b>	Module: UPPR FUS /RADOME	A/C Reg :	Check :	 <b>11F3000502</b>
	Oper. : RT-MP LC	Issuer : A43710	Cert.St.: 24828	
	Type : STRUCT-INSP	Release Date: 18.10.2001		Page 1 of 4
Spec. : MECH. INSP				

**AFT ENTRY DOOR CUTOUT INSP**

Execution / Start Date:	
End Date:	

MAINT	RII/INSP

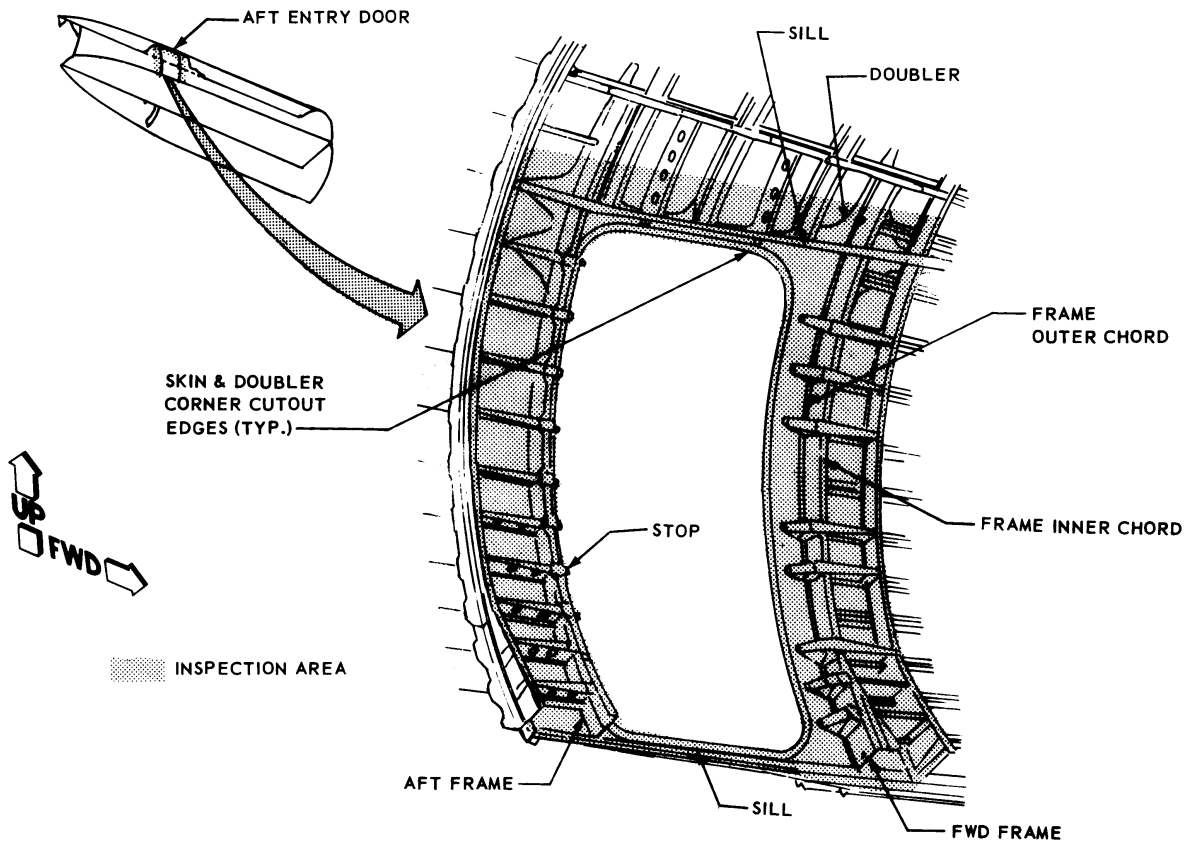
<b>sabena</b> B707	Module: UPPR FUS /RADOME	A/C Reg :	Check :	 11F3000502 Page 2 of 4
	Oper. : RT-MP LC	Issuer : A43710	Cert.St.: 24828	
	Type : STRUCT-INSP	Release Date: 18.10.2001		
Spec. : MECH. INSP				


**AFT ENTRY DOOR CUTOUT INSP**

					MAINT	RII/INSP
Nr.	Hardtime	Task	Spec.	Related Documents		
1.	29398 CYC	E3	INS	AD 85-12-01 R1 rev 5439 MMS-328 530170 02001 rev 15/05/01 SSID 53-A40-06/IA rev N		
<b>Check:</b>						
<b>Zones:</b> 226						
<b>Access:</b> 1172 L						

**AFT ENTRY DOOR CUTOUT INSPECTION.**

Close external visual inspection of web of FWD and AFT vertical frames, web of UPPER and LOWER sill. Upper sill inner chord 4130 cadmium steel strap at frame, sill inner chord.



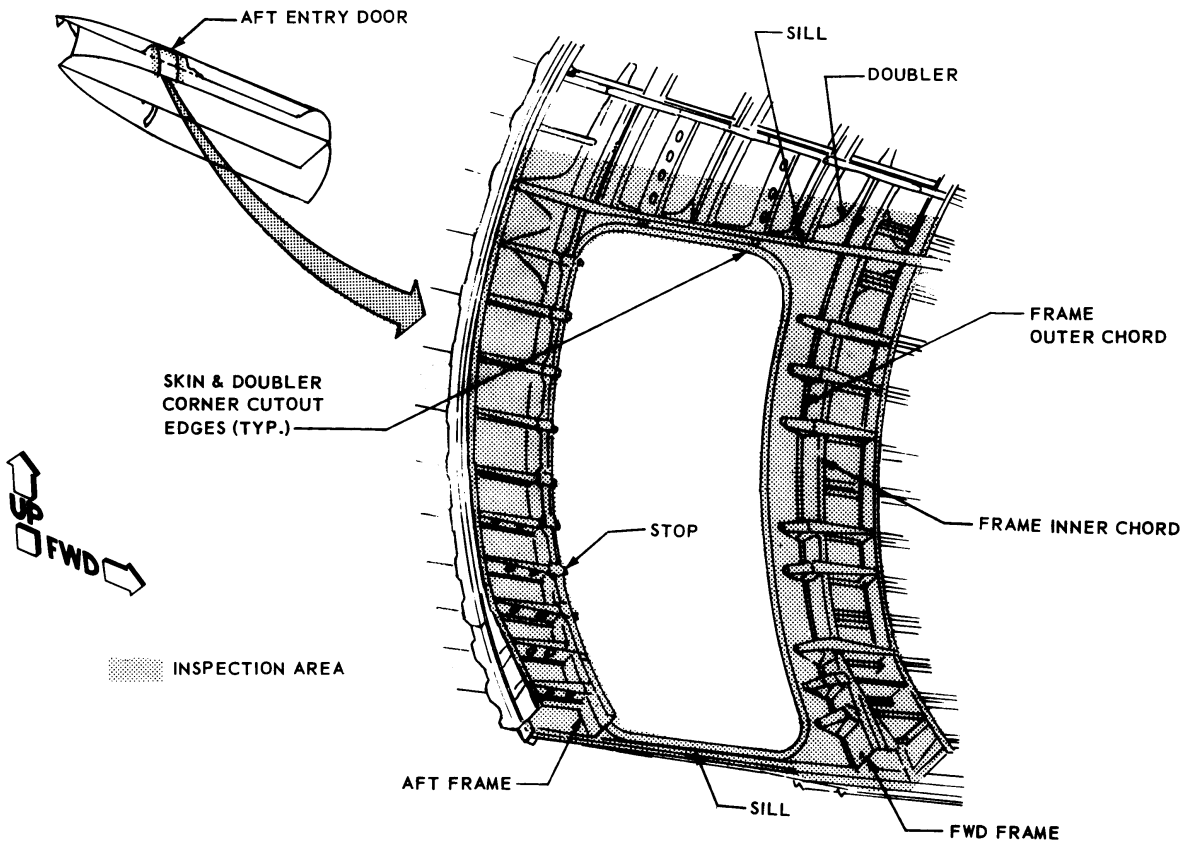
<b>sabena</b> B707	Module: UPPR FUS /RADOME	A/C Reg :	Check :	 11F3000502 Page 3 of 4
	Oper. : RT-MP LC	Issuer : A43710	Cert.St.: 24828	
	Type : STRUCT-INSP	Release Date: 18.10.2001		
Spec. : MECH. INSP				


**AFT ENTRY DOOR CUTOUT INSP**

					MAINT	RII/INSP
Nr.	Hardtime	Task	Spec.	Related Documents		
2.	29487 CYC	E3	INS	AD 85-12-01 R1 rev 5439 MMS-328 530170 02001 rev 23/04/01 SSID 53-A40-06/IA rev N		
<b>Check:</b>						
<b>Zones:</b> 226						
<b>Access:</b> 1172 L						

**AFT ENTRY DOOR CUTOUT INSPECTION.**

Close external visual inspection of web of FWD and AFT vertical frames, web of UPPER and LOWER sill. Upper sill inner chord 4130 cadmium steel strap at frame, sill inner chord.



<b>sabena</b> B707	Module: UPPR FUS /RADOME	A/C Reg :	Check :	 11F3000502 Page 4 of 4
	Oper. : RT-MP LC	Issuer : A43710	Cert.St.: 24828	
	Type : STRUCT-INSP	Release Date: 18.10.2001		
Spec. : MECH. INSP				

**AFT ENTRY DOOR CUTOUT INSP**

					MAINT	RII/INSP
Nr.	Hardtime	Task	Spec.	Related Documents		
3.	28914 CYC	E3	INS	AD 85-12-01 R1 rev 5439 MMS-328 530170 02001 rev 23/04/01 SSID 53-A40-06/IA rev N		
<b>Check:</b> <b>Zones:</b> 226 <b>Access:</b> 1172 L						

**AFT ENTRY DOOR CUTOUT INSPECTION.**

Close external visual inspection of web of FWD and AFT vertical frames, web of UPPER and LOWER sill. Upper sill inner chord 4130 cadmium steel strap at frame, sill inner chord.

