




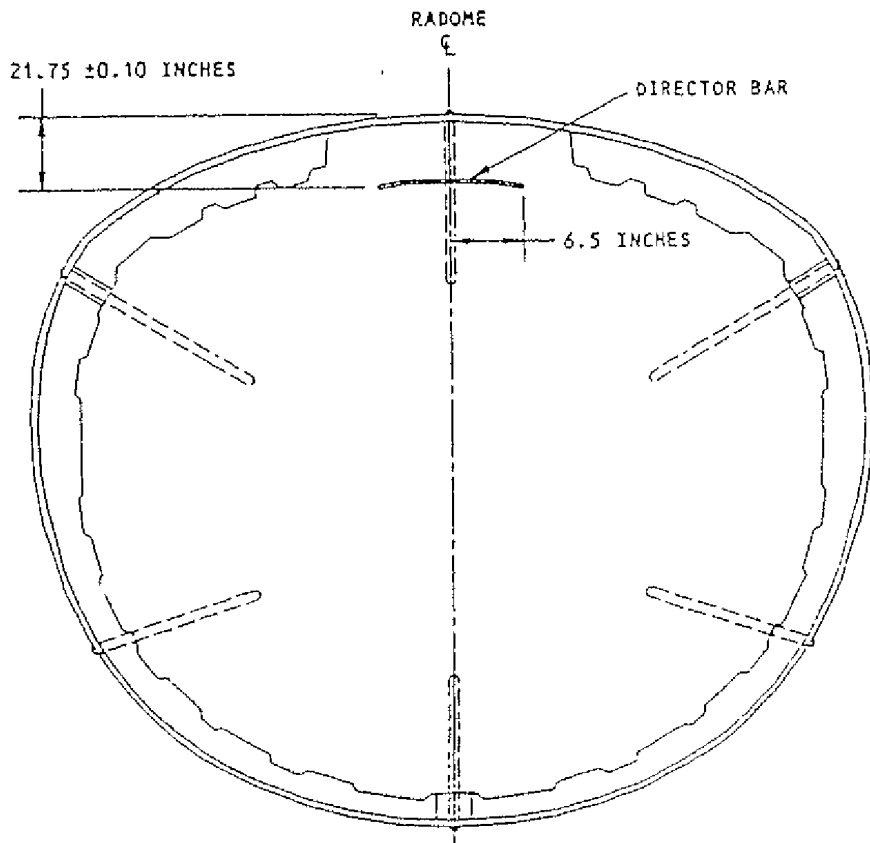
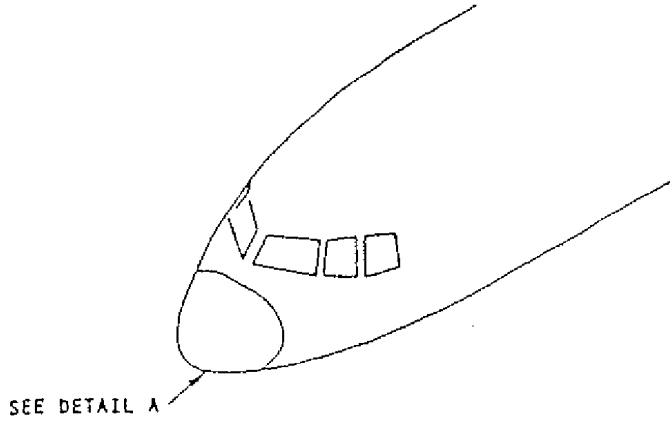


B707	Module: UPPR FUS /RADOME	A/C Reg :	Check :	 14G2000500 Page 3 of 7
	Oper. : NRT			
	Type : MODIF	Issuer : A59513	Cert.St.: 45379	
	Spec. : ELECTRICIAN	Release Date: 25.03.2010		

DFW B707-53-512 rev 0

STANDARDISATION OF NOSE RADOMES

MAINT	RII/INSP




NOSE RADOME INNER SURFACE  
DETAIL A

Glide Slope Antenna Director Bar Installation  
Figure 401

DFW B707-53-512 rev 0

STANDARDISATION OF NOSE RADOMES

<b>sabena</b> B707	Module: UPPR FUS /RADOME	A/C Reg :	Check :	
	Oper. : NRT			
	Type : MODIF	Issuer : A59513	Cert.St.: 45379	14G2000500
Spec. : ELECTRICIAN	Release Date: 25.03.2010		Page 4 of 7	

DFW B707-53-512 rev 0

## STANDARDISATION OF NOSE RADOMES

MAINT

RII/INSP

## ENGINEERING INSTRUCTION

EI-Number: DFW B707-53-512	Rev.: 00	Date: 20 Jan, 2009
----------------------------	----------	--------------------

**Component / Equipment Type:** Standardisation of TCA Nose radomes

### Accomplishment Report

**Note:**

Please send this Accomplishment Report to ESEC and attach it to the CDRL30 (DLM Report) if applicable.

**Subject:****Model:****Accomplished at (Tailnumber):****Date of Accomplishment:****Description of Deviations:****Findings:****Carry Overs:****SOR Statements:****Executed/performed by:****SOR Engineering Representative:****SOR Quality Assurance:**

Name:

Name:

Name:

Date:

Date:

Date:

SOR:


Signature:

Signature:

Signature:

DFW B707-53-512 rev 0

STANDARDISATION OF NOSE RADOMES

<b>sabena</b> <b>B707</b>	Module: UPPR FUS /RADOME	A/C Reg :	Check :	 <b>14G2000500</b> <b>Page 5 of 7</b>
	Oper. : NRT	Issuer : A59513	Cert.St.: 45379	
	Type : MODIF	Release Date: 25.03.2010		
Spec. : ELECTRICIAN				

DFW B707-53-512 rev 0                      STANDARDISATION OF NOSE RADOMES

					MAINT	RII/INSP	
Nr.	Hardtime	Task	Spec.	Related Documents			
2.			REI	DFW B707-53-512 rev 0			
<b>Check:</b>							
<b>Zones:</b>							
<b>Access:</b>							
NRC YES <input type="radio"/> NO <input type="radio"/>		IF YES, NUMBER(S): .....					


**NOSE RADOME INSPECTION**

- Inspect the PN of the nose radome.
- Verify if it is PN 204-56254-6 or 65-73294-7.  
If PN is not as indicated => contact engineering for further instruction.

Record PN

PN NOSE RADOME

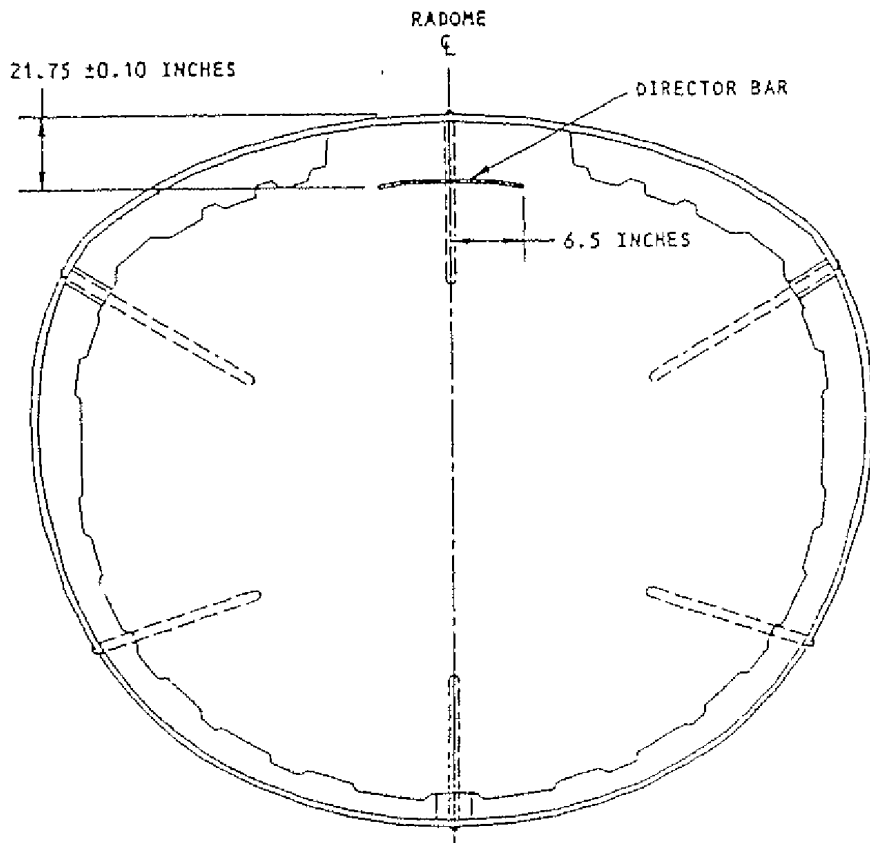
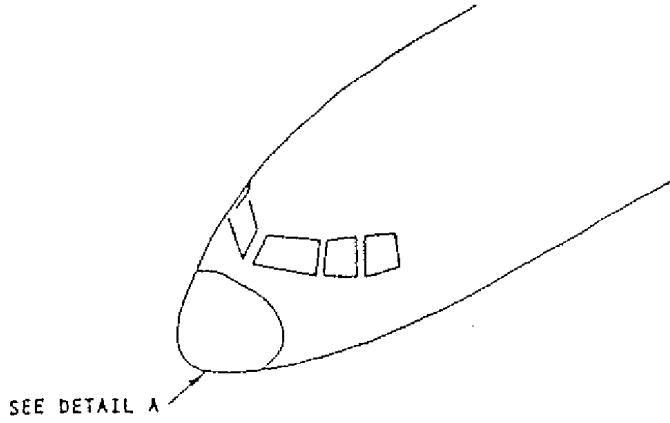
- Verify if the Glide slope antenna director bar is installed in accordance with AMM 53-2-53 page 401. Correct any location discrepancy accordingly.
- Remove glide slope antenna director bar located approx 8.2 inches away from the edge (if installed) in accordance with AMM 53-2-53 page 401.
- Identify modified nose radome with the sentence  
"modified with EI DFW B707-53-512 REV 0" per BAC5307 par 8.3.1 RA using options for rubber stamp per 8.3.2.g.

B707	Module: UPPR FUS /RADOME	A/C Reg :	Check :	
	Oper. : NRT			
	Type : MODIF	Issuer : A59513	Cert.St.: 45379	14G2000500
	Spec. : ELECTRICIAN	Release Date: 25.03.2010	Page 6 of 7	

DFW B707-53-512 rev 0

STANDARDISATION OF NOSE RADOMES

MAINT RII/INSP




NOSE RADOME INNER SURFACE  
DETAIL A

Glide Slope Antenna Director Bar Installation  
Figure 401

DFW B707-53-512 rev 0

STANDARDISATION OF NOSE RADOMES

<b>sabena</b> <b>B707</b>	Module: UPPR FUS /RADOME	A/C Reg :	Check :	
	Oper. : NRT			
	Type : MODIF	Issuer : A59513	Cert.St.: 45379	<b>14G2000500</b>
Spec. : ELECTRICIAN	Release Date: 25.03.2010		<b>Page 7 of 7</b>	

DFW B707-53-512 rev 0                      STANDARDISATION OF NOSE RADOMES

**MAINT**                      **RII/INSP**

## ENGINEERING INSTRUCTION

<b>EI-Number:</b> DFW B707-53-512	<b>Rev.:</b> 00	<b>Date:</b> 20 Jan, 2009
-----------------------------------	-----------------	---------------------------

**Component / Equipment Type:** Standardisation of TCA Nose radomes

### Accomplishment Report

**Note:**

Please send this Accomplishment Report to ESEC and attach it to the CDRL30 (DLM Report) if applicable.

**Subject:**

**Model:**

**Accomplished at (Tailnumber):**

**Date of Accomplishment:**

**Description of Deviations:**

**Findings:**

**Carry Overs:**

**SOR Statements:**

<b>Executed/performed by:</b>	<b>SOR Engineering Representative:</b>	<b>SOR Quality Assurance:</b>
-------------------------------	--	-------------------------------

Name:	Name:	Name:
-------	-------	-------

Date:	Date:	Date:
-------	-------	-------

SOR:

Signature:	Signature:	Signature:
------------	------------	------------

DFW B707-53-512 rev 0                      STANDARDISATION OF NOSE RADOMES