



sabena [®] B707	Module: LWR FUS / EMPENA	A/C Reg :	Check :	
	Oper. : RT-MP LC			
	Type : OPEN	Issuer : A48308	Cert.St.: 50516	21C1000500
Spec. : GENERAL	Release Date: 06.04.2005		Page 1 of 3	

OPEN-BODY SECTION 41 LH & RH

Execution / Start Date:	
End Date:	

MAINT	RII/INSP

sabena B707	Module: LWR FUS / EMPENA	A/C Reg :	Check :	 21C1000500 Page 2 of 3
	Oper. : RT-MP LC	Issuer : A48308	Cert.St.: 50516	
	Type : OPEN	Release Date: 06.04.2005		
Spec. : GENERAL				

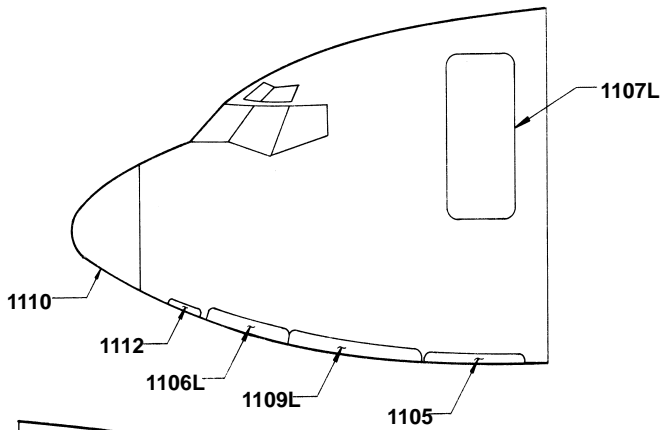
OPEN-BODY SECTION 41 LH & RH

					MAINT	RII/INSP
Nr.	Hardtime	Task	Spec.	Related Documents		
1.			GEN			
Check: C, C1, C2						
Zones: 100						
Access:						

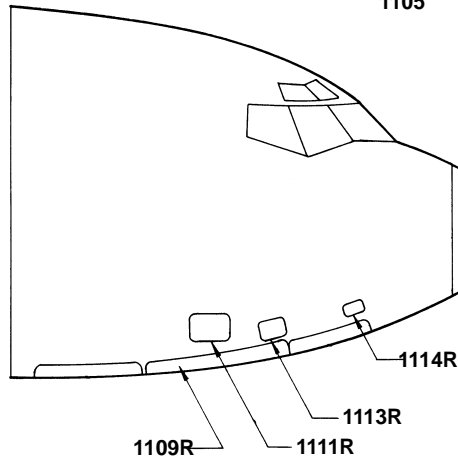
SEALANT REMOVAL NOTES:

PROCEDURES FOR REMOVING SEALANT FROM THE EXTERIOR PRESSURIZED FUSELAGE. USE THE SEMCO SCRAPER: P/N 234350 (6 INCH LENGTH) WILL MINIMIZE THE RISK OF DAMAGING CLAD ALUMINUM SURFACES DURING SEALANT REMOVAL. THE MAIN AREAS OF CONCERN ARE:

1. LAP JOINTS
2. BUTT JOINTS (INCLUDING UNDERLYING SPLICE PLATES)
3. OTHER AREAS WHERE SEALANT IS PRESENT (WING TO BODY FAIRINGS, WINDOWS, ACCESS DOORS, ETC.)




BODY SECTION 41 LH SIDE



BODY SECTION 41 RH SIDE

OPEN-BODY SECTION 41 LH & RH

sabena B707	Module: LWR FUS / EMPENA	A/C Reg :	Check :	 21C1000500
	Oper. : RT-MP LC	Issuer : A48308	Cert.St.: 50516	
	Type : OPEN	Release Date: 06.04.2005		
Spec. : GENERAL				Page 3 of 3

OPEN-BODY SECTION 41 LH & RH

MAINT RII/INSP

IMPORTANT! Also open all access panels of the lower checks !!!

A	B	C	C1	C2	S	S1	S2	DESCRIPTION	PANEL NO	OPEN
								NOSE LDG FAIRING	1105	
			X	X				DOPPLER RADOME PANEL	1106L	
			X					DOPPLER RADOME PANEL	1106R	
			X	X				FWD MAIN ENTRY DOOR	1107L	
		X		X				NOSE WHEEL WELL DOOR	1109L	
		X		X				NOSE WHEEL WELL DOOR	1109R	
			X					RADOME	1110	
		X	X					FWD TOILET SERVICING DOOR	1111R	
								ANTENNA COVER PANEL	1112	
		X	X					FWD WATER SERVICING DOOR	1113R	
			X					EXTERNAL PWR RECEP. DOOR	1114R	

UARRSI INSTALLATION:

		X						CEILING PANEL: 431-10257-2 (CENTER PANEL IN COCKPIT)		
		X						ACCESS DOOR: 525-10054-84 IN COCKPIT BEHIND CEILING PANEL		
		X						CEILING PANEL BEFORE COCKPIT DOOR		