



|   |                          |                 |                 |   |
|---|--------------------------|-----------------|-----------------|---|
| <b>sabena</b> <sup>®</sup><br><b>B707</b> | Module: LWR FUS / EMPENA | A/C Reg :       | Check :         | <br><b>21F1000507</b> |
|   | Oper. : RT-MP LC         |                 |                 |   |
|   | Type : REI-INSP          | Issuer : A43710 | Cert.St.: 24828 | <b>Page 1 of 2</b>  |
| Spec. : ELECTRICIAN                       | Release Date: 11.10.2001 |                 |                 |   |

**AFT LOW CARGO AFT DOOR WARN SW INSP**

|                         |  |
|-------------------------|--|
| Execution / Start Date: |  |
| End Date:               |  |

| MAINT | RII/INSP |
|-------|----------|
|       |          |

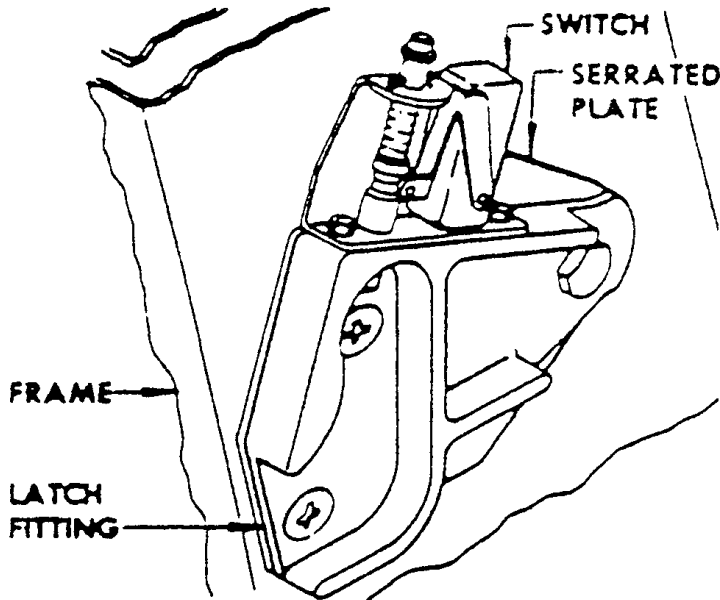
|                       |                          |                 |                 |  |
|-----------------------|--------------------------|-----------------|-----------------|--|
| <b>sabena</b><br>B707 | Module: LWR FUS / EMPENA | A/C Reg :       | Check :         | <br>21F1000507 |
|                       | Oper. : RT-MP LC         |                 |                 |  |
|                       | Type : REI-INSP          | Issuer : A43710 | Cert.St.: 24828 | Page 2 of 2  |
| Spec. : ELECTRICIAN   | Release Date: 11.10.2001 |                 |                 |  |

**AFT LOW CARGO AFT DOOR WARN SW INSP**

|            |          |                |       |                                   | MAINT | RII/INSP |
|------------|----------|----------------|-------|-----------------------------------|-------|----------|
| Nr.        | Hardtime | Task           | Spec. | Related Documents                 |       |          |
| 1.         |          | E3<br>I1<br>W1 | REI   | MMS-328 527010 03040 rev 15/05/01 |       |          |
| Check: C   |          |                |       |                                   |       |          |
| Zones: 147 |          |                |       |                                   |       |          |
| Access:    |          |                |       |                                   |       |          |

**AFT LOWER CARGO AFT DOOR WARNING SWITCH INSTALLATION INSPECTION.**

1. Remove cover above door warning switch.
2. Detailed visual inspection for condition obvious defects and security of installation of the microswitches, pins, plungers, brackets, clamp and associated wiring of the aft lower cargo aft door.
3. Reinstall cover above switch.



**TYPICAL ENTRY, GALLEY AND CARGO DOOR SWITCH**