



sabena [®] B707	Module: LWR FUS / EMPENA	A/C Reg :	Check :	
	Oper. : RT-MP LC			
	Type : CLOSE	Issuer : A43710	Cert.St.: 46928	21L2000502
Spec. : GENERAL	Release Date: 20.06.2003		Page 1 of 3	

CLOSE-BODY SECTION 43 RH AFT

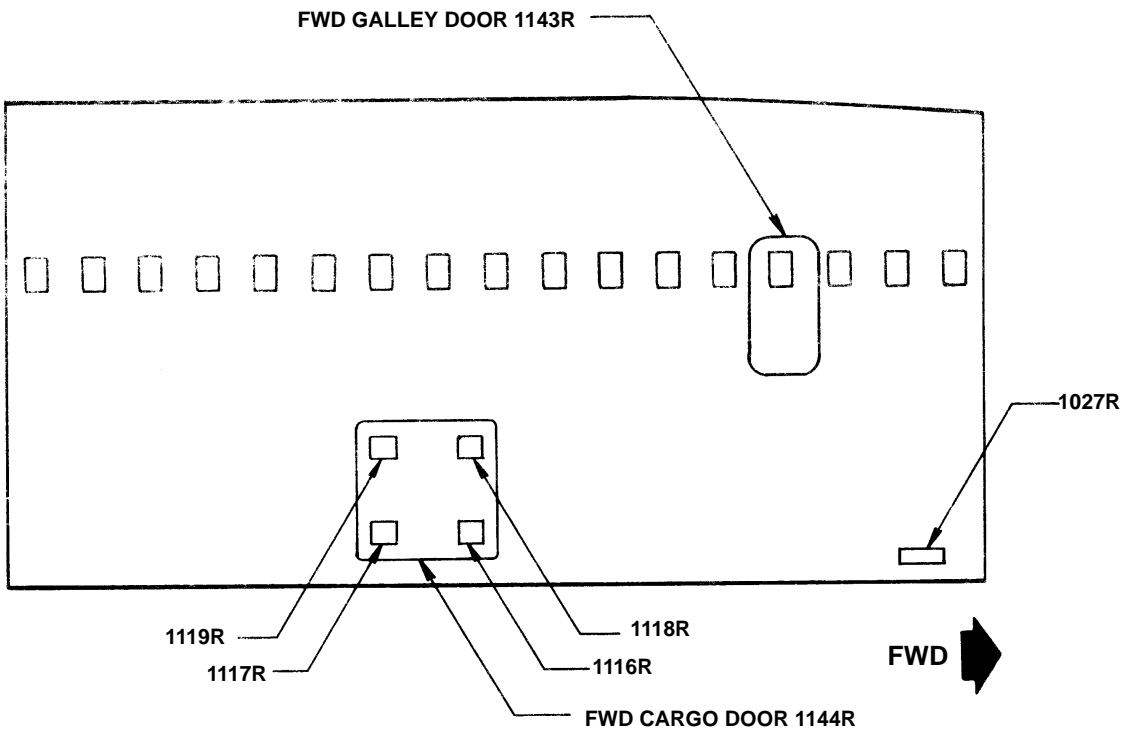
Execution / Start Date:	
End Date:	

MAINT	RII/INSP


sabena B707	Module: LWR FUS / EMPENA	A/C Reg :	Check :	 21L2000502
	Oper. : RT-MP LC			
	Type : CLOSE	Issuer : A43710	Cert.St.: 46928	Page 2 of 3
Spec. : GENERAL	Release Date: 20.06.2003			

CLOSE-BODY SECTION 43 RH AFT

					MAINT	RII/INSP
Nr.	Hardtime	Task	Spec.	Related Documents		
1.			GEN			
Check: C, C1						
Zones: 100						
Access:						



BODY SECTION 43 RH SIDE

sabena B707	Module: LWR FUS / EMPENA	A/C Reg :	Check :	
	Oper. : RT-MP LC			
	Type : CLOSE	Issuer : A43710	Cert.St.: 46928	21L2000502
Spec. : GENERAL	Release Date: 20.06.2003		Page 3 of 3	

CLOSE-BODY SECTION 43 RH AFT

MAINT RII/INSP

IMPORTANT! Also close all access panels of the lower checks !!!

A	B	C	C1	C2	S	S1	S2	DESCRIPTION	PANEL NO	OK TO CLOSE	CLOSE
			X					WATER DRAIN DOOR	1027R		
								FWD CARGO DOOR MECHANISM	1116R		
								FWD CARGO DOOR MECHANISM	1117R		
								FWD CARGO DOOR MECHANISM	1118R		
								FWD CARGO DOOR MECHANISM	1119R		
			X					FWD GALLEY DOOR	1143R		
			X					FWD CARGO DOOR	1144R		