



<b>sabena</b> <sup>®</sup> <b>B707</b>	Module: LWR FUS / EMPENA	A/C Reg :	Check :	 <b>21L2000505</b>
	Oper. : RT-MP LC			
	Type : CLOSE	Issuer : A43710	Cert.St.: 24828	<b>Page 1 of 3</b>
Spec. : GENERAL	Release Date: 26.10.2001			

**CLOSE-BODY SECTION 46 LH**

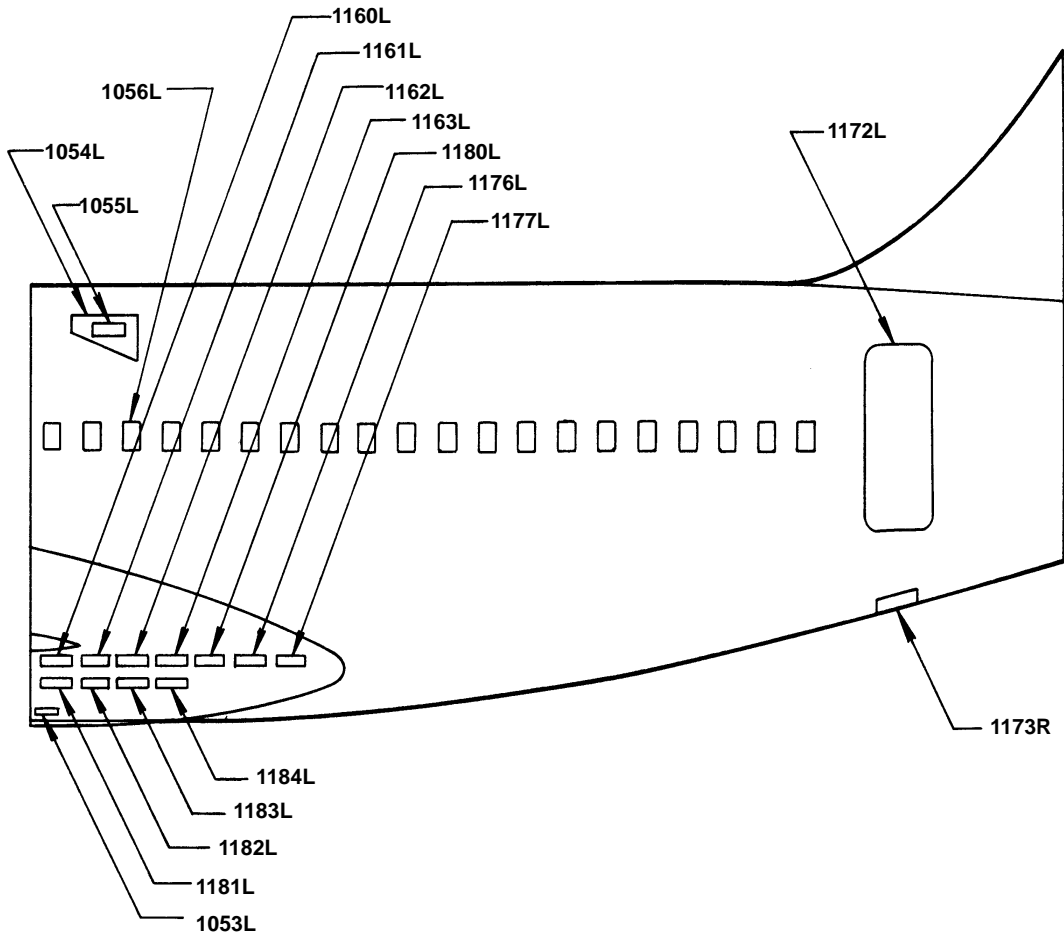
Execution / Start Date:	
End Date:	

MAINT	RII/INSP


<b>sabena</b> B707	Module: LWR FUS / EMPENA	A/C Reg :	Check :	 <b>21L2000505</b>
	Oper. : RT-MP LC	Issuer : A43710	Cert.St.: 24828	
	Type : CLOSE	Release Date: 26.10.2001	<b>Page 2 of 3</b>	
Spec. : GENERAL				

**CLOSE-BODY SECTION 46 LH**

					<b>MAINT</b>	<b>RII/INSP</b>
Nr.	Hardtime	Task	Spec.	Related Documents		
1.			GEN			
Check: B, C, C1						
Zones:						
Access:						



**BODY SECTION 46 LH**

<b>sabena</b> B707	Module: LWR FUS / EMPENA	A/C Reg :	Check :	 21L2000505 Page 3 of 3
	Oper. : RT-MP LC			
	Type : CLOSE	Issuer : A43710	Cert.St.: 24828	
	Spec. : GENERAL	Release Date: 26.10.2001		

CLOSE-BODY SECTION 46 LH

MAINT RII/INSP

**IMPORTANT!** Also open all access panels of the lower checks !!!

A	B	C	C1	C2	S	S1	S2	DESCRIPTION	PANEL NO	OK TO CLOSE	CLOSE
									1053L		
									1054L		
									1055L		
			X					EMERGENCY HATCH	1056L		
									1160L		
									1161L		
									1162L		
									1163L		
			X	X					1172L		
		X	X						1173R		
									1176L		
									1177L		
									1180L		
									1181L		
	X								1182L		
									1183L		
									1184L		

CLOSE-BODY SECTION 46 LH