



sabena [®] B707	Module: LWR FUS / EMPENA	A/C Reg :	Check :	 21L2000506
	Oper. : RT-MP LC			
	Type : CLOSE	Issuer : A43710	Cert.St.: 24828	Page 1 of 4
Spec. : GENERAL	Release Date: 11.10.2001			

CLOSE-BODY SECTION 46 RH

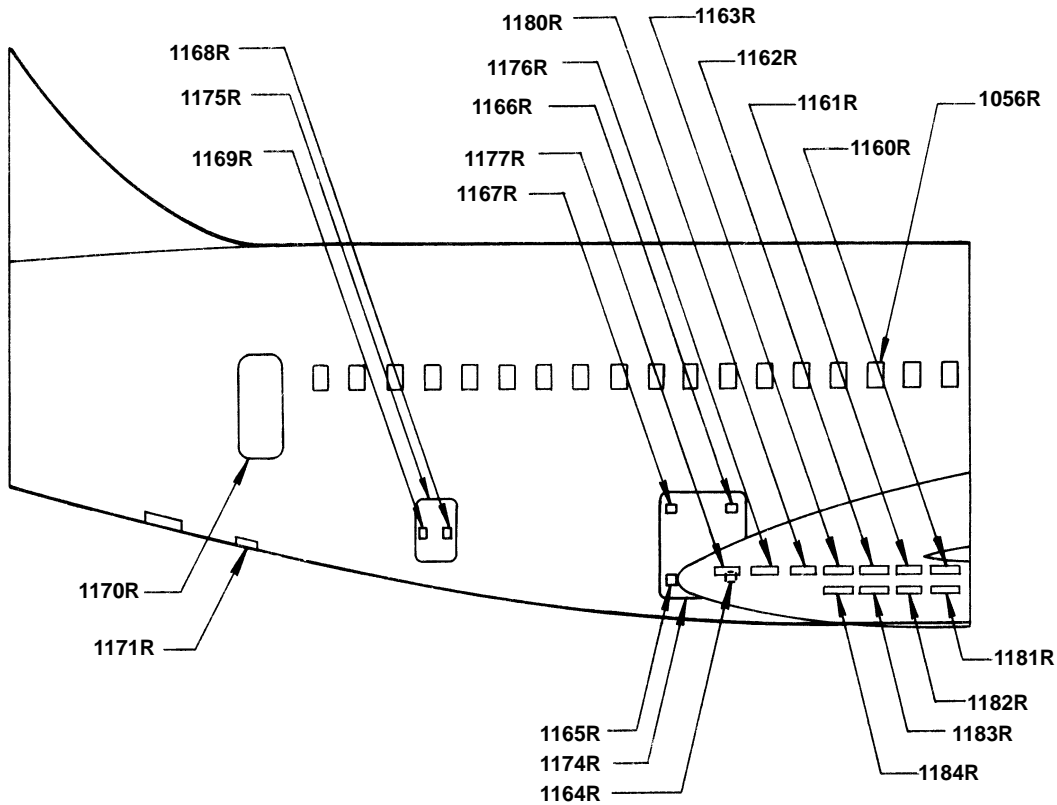
Execution / Start Date:	
End Date:	

MAINT	RII/INSP


sabena B707	Module: LWR FUS / EMPENA	A/C Reg :	Check :	 21L2000506 Page 2 of 4
	Oper. : RT-MP LC	Issuer : A43710	Cert.St.: 24828	
	Type : CLOSE	Release Date: 11.10.2001		
Spec. : GENERAL				

CLOSE-BODY SECTION 46 RH

					MAINT	RII/INSP
Nr.	Hardtime	Task	Spec.	Related Documents		
1.			GEN			
Check: B, C, C1						
Zones:						
Access:						



BODY SECTION 46 RH

sabena B707	Module: LWR FUS / EMPENA	A/C Reg :	Check :	 21L2000506 Page 3 of 4
	Oper. : RT-MP LC	Issuer : A43710	Cert.St.: 24828	
	Type : CLOSE	Release Date: 11.10.2001		
Spec. : GENERAL				


CLOSE-BODY SECTION 46 RH

MAINT RII/INSP

IMPORTANT! Also close all access panels of the lower checks !!!

A	B	C	C1	C2	S	S1	S2	DESCRIPTION	PANEL NO	OK TO CLOSE	CLOSE
			X					EMERGENCY HATCH	1056R		
									1160R		
									1161R		
									1162R		
									1163R		
									1164R		
									1165R		
									1166R		
									1167R		
									1168R		
									1169R		
			X					AFT GALLEY DOOR	1170R		
		X	X					AFT WATER SERVICING DOOR	1171R		
			X					CENTER CARGO DOOR	1174R		
			X					AFT CARGO DOOR	1175R		
		X						ACCESS DOOR	1176R		
									1177R		
									1180R		

CLOSE-BODY SECTION 46 RH

sabena B707	Module: LWR FUS / EMPENA	A/C Reg :	Check :	
	Oper. : RT-MP LC			
	Type : CLOSE	Issuer : A43710	Cert.St.: 24828	21L2000506
	Spec. : GENERAL	Release Date: 11.10.2001		Page 4 of 4

CLOSE-BODY SECTION 46 RH

MAINT RII/INSP

IMPORTANT! Also close all access panels of the lower checks !!!

A	B	C	C1	C2	S	S1	S2	DESCRIPTION	PANEL NO	OK TO CLOSE	CLOSE
									1181R		
	X								1182R		
									1183R		
									1184R		