



sabena [®] B707	Module: LWR FUS / EMPENA	A/C Reg :	Check :	 21L2000507
	Oper. : RT-MP LC			
	Type : CLOSE	Issuer : A43710	Cert.St.: 24828	Page 1 of 2
Spec. : GENERAL	Release Date: 11.10.2001			

CLOSE-BODY SECTION 48 LH

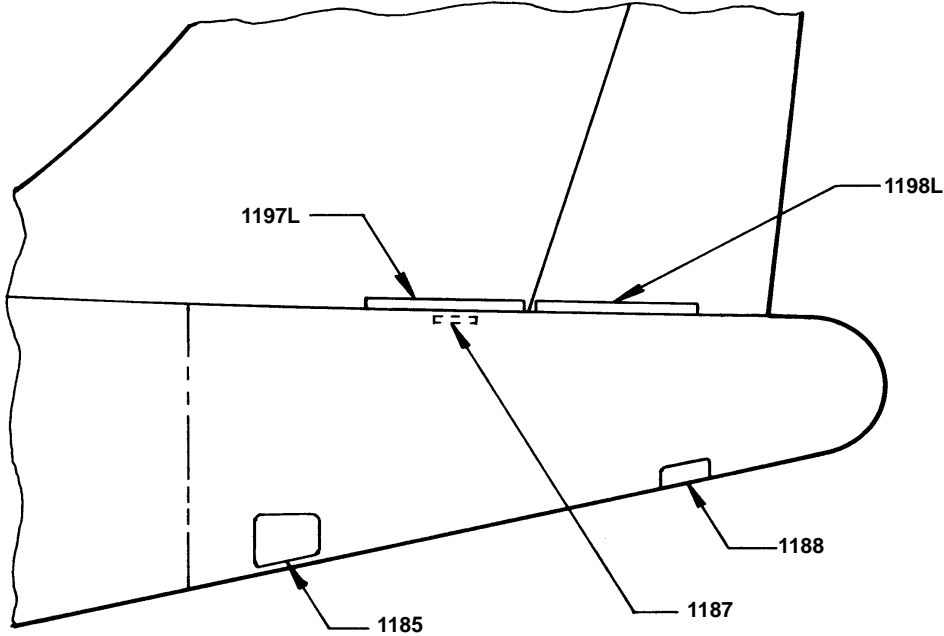
Execution / Start Date:	
End Date:	

MAINT	RII/INSP

sabena B707	Module: LWR FUS / EMPENA	A/C Reg :	Check :	 21L2000507 Page 2 of 2
	Oper. : RT-MP LC	Issuer : A43710	Cert.St.: 24828	
	Type : CLOSE	Release Date: 11.10.2001		
	Spec. : GENERAL			

CLOSE-BODY SECTION 48 LH

					MAINT	RII/INSP
Nr.	Hardtime	Task	Spec.	Related Documents		
1.			GEN			
Check: B, C, C1						
Zones:						
Access:						



BODY SECTION 48 LH

IMPORTANT! Also close all access panels of the lower checks !!!

A	B	C	C1	C2	S	S1	S2	DESCRIPTION	PANEL NO	OK TO CLOSE	CLOSE
	X	X	X						1185L		
									1187		
	X	X						TAIL CONE ACCESS PANEL	1188		
									1197L		
									1198L		

CLOSE-BODY SECTION 48 LH