



sabena [®] B707	Module: LH WING + FL CTR	A/C Reg :	Check :	 31C1000500
	Oper. : RT-MP LC			
	Type : OPEN	Issuer : A59513	Cert.St.: 46928	Page 1 of 7
Spec. : GENERAL	Release Date: 31.08.2004			

OPEN-LH WING LOWER

Execution / Start Date:	
End Date:	

MAINT	RII/INSP

sabena B707	Module: LH WING + FL CTR	A/C Reg :	Check :	 31C1000500 Page 2 of 7
	Oper. : RT-MP LC	Issuer : A59513	Cert.St.: 46928	
	Type : OPEN	Release Date: 31.08.2004		
	Spec. : GENERAL			


OPEN-LH WING LOWER

					MAINT	RII/INSP
Nr.	Hardtime	Task	Spec.	Related Documents		
1.			GEN			
Check: B, C, C1						
Zones: 500						
Access:						

IMPORTANT! Also open all access panels of the lower checks !!!

A	B	C	C1	C2	S	S1	S2	DESCRIPTION	PANEL NO	OPEN
	X	X						LDG GEAR TORQUE BOX ACCESS DOOR	1234L	
								WING TIP ACCESS PANEL	1238L	
	X	X						WING LE ACCESS PANEL	1240L	
	X	X						WING LE ACCESS PANEL	1241L	
								WING LE ACCESS PANEL	1242L	
									1243L	
									1244L	
									1245L	
									1246L	
	X	X						COVE LIP DOOR	1247L	
	X							COVE LIP DOOR	1248L	
	X							COVE LIP DOOR	1249L	
	X							COVE LIP DOOR	1250L	
	X	X						LDG GEAR TRUNNION ACCESS PANEL	1254L	
	X							INBD COVE LIP DOOR	1255L	
			X					WING LE ACCESS DOOR	1260L	
	X	X						COVE LIP DOOR	1261L	

OPEN-LH WING LOWER

sabena B707	Module: LH WING + FL CTR	A/C Reg :	Check :	 31C1000500 Page 3 of 7
	Oper. : RT-MP LC			
	Type : OPEN	Issuer : A59513	Cert.St.: 46928	
	Spec. : GENERAL	Release Date: 31.08.2004		


OPEN-LH WING LOWER

MAINT RII/INSP

IMPORTANT! Also open all access panels of the lower checks !!!

A	B	C	C1	C2	S	S1	S2	DESCRIPTION	PANEL NO	OPEN
	X	X						COVE LIP DOOR	1262L	
	X	X						COVE LIP DOOR	1263L	
								FUEL VENT SCOOP PANEL	1265L	
								GAP COVER	1266L	
								JACKP'ONT COVER	1267L	
		X	X					OUTBD STRUT LE GAP COVER	1268L	
		X	X					OUTBD STRUT LE GAP COVER	1269L	
		X	X					INBD STRUT LE GAP COVER	1270L	
		X	X					INBD STRUT LE GAP COVER	1271L	
									1272L	
								LWR WING TE PANEL	1273L	
									1276L	
	X	X						WING TO FUSELAGE FAIRING ACCESS PANEL	1300L	
								LANDING LIGHT ACCESS WINDOW	1301L	
	X	X						MAIN GEAR ACTUATOR ACCESS PANEL	1346L	
	X	X						MAIN GEAR WALKING BEAM ACCESS PANEL	1347L	
		X						HYDRAULIC ACCESS DOOR	1348L	
		X						HYDR SUPPLY SOV ACCESS PANEL	1349L	
	X	X						LDG GEAR DOOR ACCESS DOOR	1350L	
								FUEL JETTISON CHUTE DOOR	1351L	

OPEN-LH WING LOWER

sabena B707	Module: LH WING + FL CTR	A/C Reg :	Check :	 31C1000500 Page 4 of 7
	Oper. : RT-MP LC			
	Type : OPEN	Issuer : A59513	Cert.St.: 46928	
	Spec. : GENERAL	Release Date: 31.08.2004		


OPEN-LH WING LOWER

MAINT RII/INSP

IMPORTANT! Also open all access panels of the lower checks !!!

A	B	C	C1	C2	S	S1	S2	DESCRIPTION	PANEL NO	OPEN
			X					FUEL DUMP VALVE ACCESS PANEL	1352L	
		X	X					LWR WING TE PANEL	1353L	
									1354L	
		X						LWR WING TE PANEL	1355L	
		X							1356L	
		X						LWR WING TE PANEL	1357L	
		X	X					TRAILING EDGE PANEL	1358L	
			X					INBD AILERON BALANCE COVER ACCESS PANEL	1359L	
		X	X					INBD AILERON CONTROL ACCESS DOOR	1360L	
		X						AILERON SNUBBER ACCESS PANEL	1361L	
		X						OUTBD AIL CONTROL ACCESS PANEL	1366L	
		X						OUTBD AIL CONTROL ACCESS PANEL	1367L	
	X	X	X					OUTBD AIL BALANCE PANEL COVER	1369L	
	X							OUTBD AIL BALANCE PANEL ACCESS PANEL	1370L	
	X	X	X					OUTBD AIL BALANCE PANEL COVER	1371L	
	X	X						OUTBD AIL BALANCE PANEL ACCESS PANEL	1372L	
	X	X	X					OUTBD AIL BALANCE PANEL COVER	1373L	
	X	X						OUTBD AIL BALANCE PANEL ACCESS PANEL	1374L	
	X	X	X					OUTBD AIL BALANCE PANEL COVER	1375L	
	X	X						OUTBD AIL BALANCE PANEL ACCESS PANEL	1376L	

OPEN-LH WING LOWER

sabena B707	Module: LH WING + FL CTR	A/C Reg :	Check :	 31C1000500 Page 5 of 7
	Oper. : RT-MP LC			
	Type : OPEN	Issuer : A59513	Cert.St.: 46928	
	Spec. : GENERAL	Release Date: 31.08.2004		


OPEN-LH WING LOWER

MAINT RII/INSP

IMPORTANT! Also open all access panels of the lower checks !!!

A	B	C	C1	C2	S	S1	S2	DESCRIPTION	PANEL NO	OPEN
								INBD AIL FAIRING ACCESS PANEL	1380L	
								LWR INBD AIL ACCESS PANEL	1381L	
								LWR INBD AIL ACCESS PANEL	1382L	
								INBD AIL HINGE ACCESS PANEL	1383L	
								INBD AIL HINGE ACCESS PANEL	1384L	
								INBD AIL HINGE ACCESS PANEL	1385L	
								OUTBD FLAP ACCESS	1386L	
								OUTBD FLAP ACCESS	1387L	
								OUTBD AIL HINGE ACCESS PANEL	1388L	
								OUTBD AIL HINGE ACCESS PANEL	1389L	
								OUTBD AIL HINGE ACCESS PANEL	1390L	
								OUTBD AIL HINGE ACCESS PANEL	1391L	
								OUTBD AIL HINGE ACCESS PANEL	1392L	
								OUTBD AIL HINGE ACCESS PANEL	1393L	
								OUTBD AIL HINGE ACCESS PANEL	1394L	
								OUTBD AIL HINGE ACCESS PANEL	1395L	
								INBD STRUT LE GAP COVER	1396L	
								INBD STRUT LE GAP COVER	1397L	
								OUTBD STRUT LE GAP COVER	1398L	
								OUTBD STRUT LE GAP COVER	1399L	

OPEN-LH WING LOWER


sabena B707	Module: LH WING + FL CTR	A/C Reg :	Check :	
	Oper. : RT-MP LC			
	Type : OPEN	Issuer : A59513	Cert.St.: 46928	31C1000500
Spec. : GENERAL	Release Date: 31.08.2004		Page 6 of 7	

OPEN-LH WING LOWER

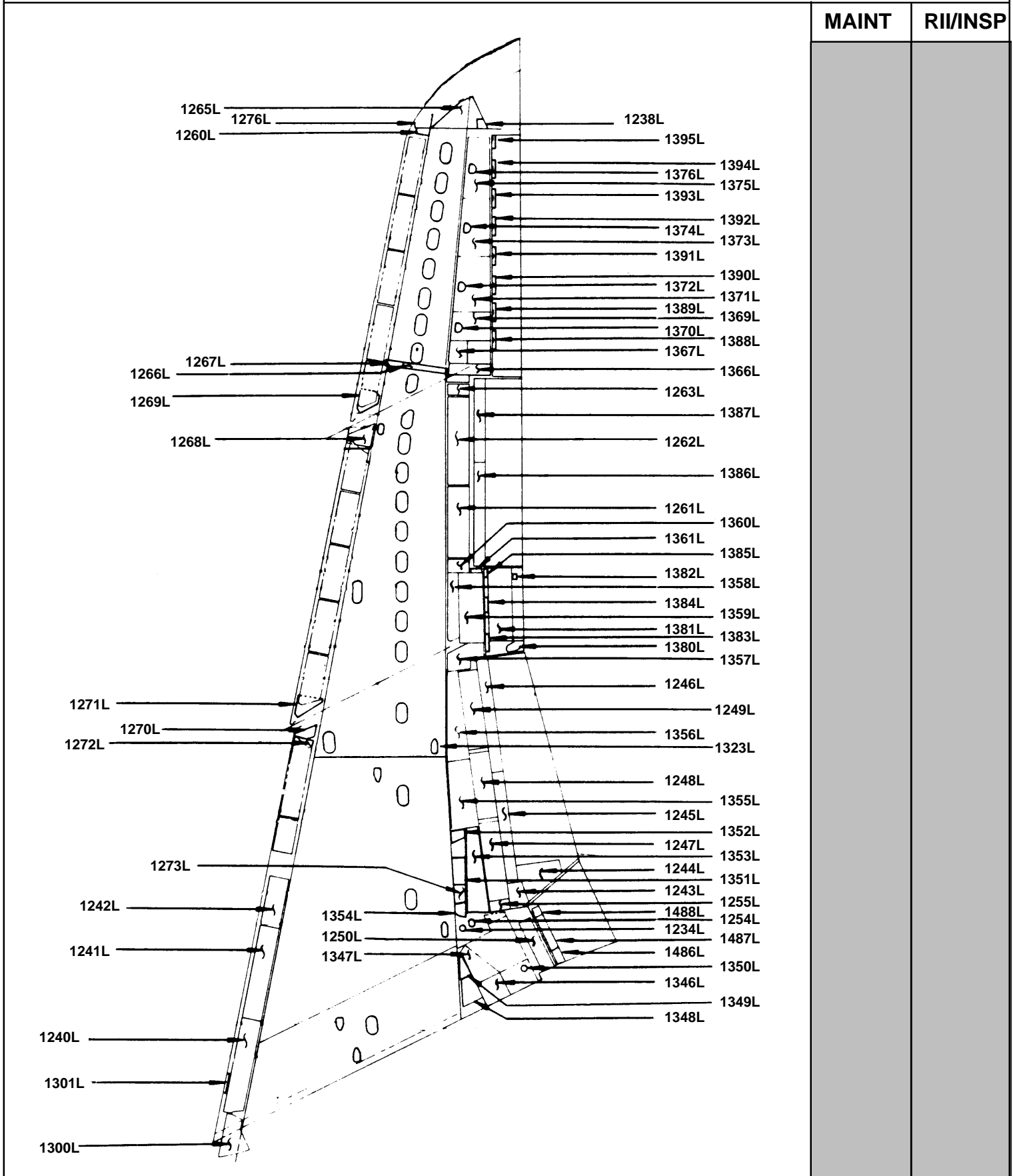
MAINT RII/INSP

IMPORTANT! Also open all access panels of the lower checks !!!

A	B	C	C1	C2	S	S1	S2	DESCRIPTION	PANEL NO	OPEN
								FILLET FLAP ACCESS PANEL	1486L	
								FILLET FLAP ACCESS PANEL	1487L	
								FILLET FLAP ACCESS PANEL	1488L	

sabena B707	Module: LH WING + FL CTR	A/C Reg :	Check :	 31C1000500 Page 7 of 7
	Oper. : RT-MP LC			
	Type : OPEN	Issuer : A59513	Cert.St.: 46928	
	Spec. : GENERAL	Release Date: 31.08.2004		

OPEN-LH WING LOWER



OPEN-LH WING LOWER