



sabena [®] B707	Module: LH WING + FL CTR	A/C Reg :	Check :	 31F3000515
	Oper. : RT-MP LC			
	Type : STRUCT-INSP	Issuer : A59513	Cert.St.: 46928	
Spec. : MECHANIC	Release Date: 13.06.2005		Page 1 of 2	

LH WING LE SLAT Nr 5 ACT BRACKET INSP

Execution / Start Date:	
End Date:	

MAINT	RII/INSP

sabena B707	Module: LH WING + FL CTR	A/C Reg :	Check :	 31F3000515 Page 2 of 2
	Oper. : RT-MP LC			
	Type : STRUCT-INSP	Issuer : A59513	Cert.St.: 46928	
	Spec. : MECHANIC	Release Date: 13.06.2005		

LH WING LE SLAT Nr 5 ACT BRACKET INSP

					MAINT	RII/INSP
Nr.	Hardtime	Task	Spec.	Related Documents		
1.		E3	MEC	MMS-328 574050 04000 rev 15/05/01 SB 707-57-3298 rev .		
Check: C						
Zones: 500						
Access:						
NRC YES <input type="radio"/> NO <input type="radio"/>		IF YES, NUMBER(S):				

LH WING LE SLAT Nr 5 ACTUATOR BRACKET INSPECTION.

1. Extend LE slats.
2. Remove seals from LH wing lwr skin at FSS 723.47.
3. Disconnect & remove bracket assy from Nr5 LH slat actuator support fitting.
4. Visually inspect support fitting for cracks per FIG. 01.
5. If cracks are found, defuel & purge fuel tanks & install new support fittings & new bracket assy per FIG 3 of SB 57-3298.
6. Reinstall seal.
7. Functionally check LE slat operation.

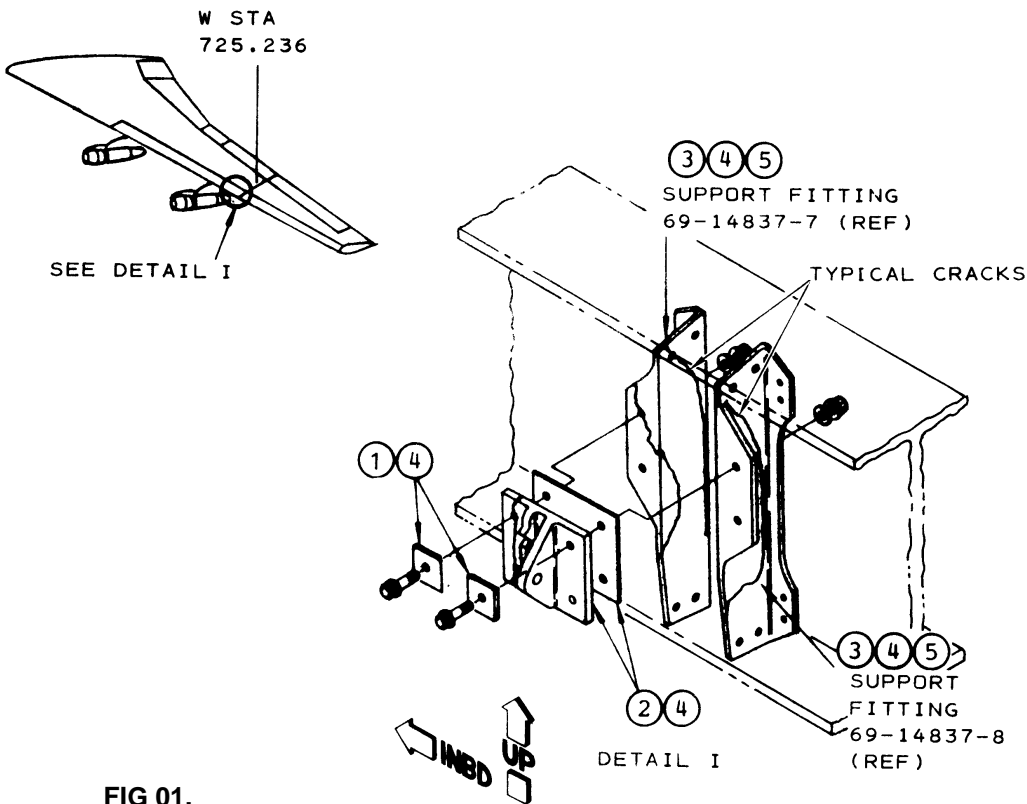


FIG 01.