



sabena B707	Module: LH WING + FL CTR	A/C Reg :	Check :	
	Oper. : RT-MP LC			
	Type : SERVICING	Issuer : A59513	Cert.St.: 45379	31H1000501
Spec. : MECHANIC	Release Date: 14.07.2008		Page 1 of 3	

UTIL HYD PRESS FILTER REPL

Execution / Start Date:	
End Date:	

MAINT **RII/INSP**

Pos	Mat. Type	P/N	IDN	Description	Qty	Unit
1	CONSUM	BACR12BP228	866671	BACK-UP RING	1.00	EA
1	CONSUM	MS28774-214	020483	BACK-UP RING	2.00	EA
1	CONSUM	7513122	123986	FILTER	1.00	EA
1	CONSUM	NAS1611-214	024607	PACKING	1.00	EA
1	CONSUM	NAS1611-228A	211129	PACKING	1.00	EA
1	TOOL	L-458A		TORQUEMETER	1.00	EA


sabena B707	Module: LH WING + FL CTR	A/C Reg :	Check :	
	Oper. : RT-MP LC			
	Type : SERVICING	Issuer : A59513	Cert.St.: 45379	31H1000501
Spec. : MECHANIC	Release Date: 14.07.2008		Page 2 of 3	

UTIL HYD PRESS FILTER REPL

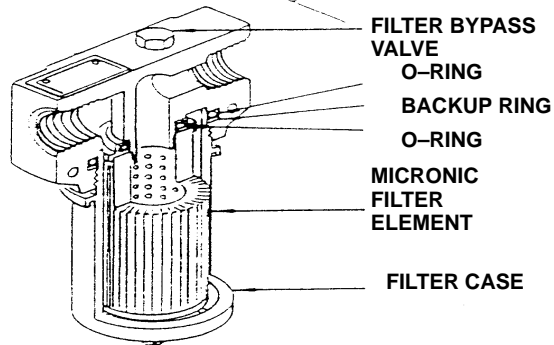
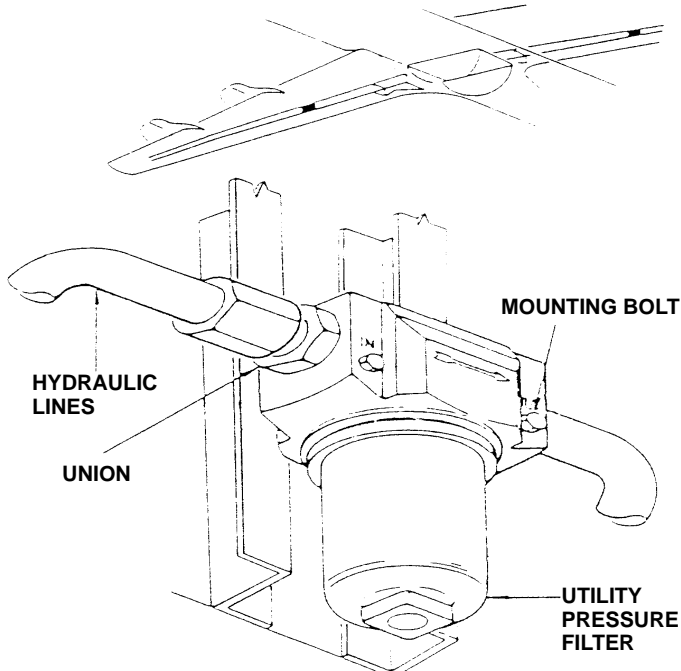
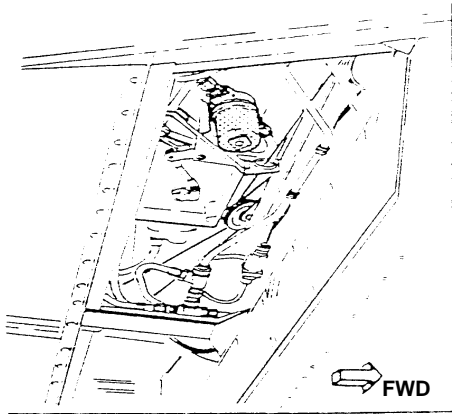
					MAINT	RII/INSP	
Nr.	Hardtime	Task	Spec.	Related Documents			
1.		S	MEC	MMS-328 291002 00101 rev 15/05/01			
Check: C							
Zones:							
Access: 1358L							
NRC YES <input type="radio"/> NO <input type="radio"/>		IF YES, NUMBER(S):					

LH WING UTILITY HYDRAULIC SYSTEM PRESSURE FILTER REPLACEMENT.

1. Remove pressure filter.
 - Depressurize utility hydraulic system. Position bypass valve handle to "BYPASS" and depressurize utility reservoir.
 - Unscrew filter case with element.
 - Remove filter element and clean the case.
2. Installation of new filter.
 - Install new filter element with new packings and new backup ring, screw filter case into filter head. Torque filter case to 150 pound-inches and secure with wire.
 - Tighten reservoir cap, close and safety wire bypass valve.
3. Check filter for leaks with ENGINE RUNNING.

sabena B707	Module: LH WING + FL CTR	A/C Reg :	Check :	
	Oper. : RT-MP LC			
	Type : SERVICING	Issuer : A59513	Cert.St.: 45379	31H1000501
Spec. : MECHANIC	Release Date: 14.07.2008		Page 3 of 3	

UTIL HYD PRESS FILTER REPL



FILTER PRESSURE

MAINT RII/INSP