



sabena [®] B707	Module: LH WING + FL CTR	A/C Reg :	Check :	
	Oper. : RT-MP LC			
	Type : CLOSE	Issuer : A59513	Cert.St.: 46928	31L2000501
Spec. : MECHANIC	Release Date: 31.08.2004		Page 1 of 4	

CLOSE-LH WING LWR FUEL PANELS

Execution / Start Date:	
End Date:	

MAINT	RII/INSP

sabena B707	Module: LH WING + FL CTR	A/C Reg :	Check :	 31L2000501 Page 2 of 4
	Oper. : RT-MP LC	Issuer : A59513	Cert.St.: 46928	
	Type : CLOSE	Release Date: 31.08.2004		
Spec. : MECHANIC				


CLOSE-LH WING LWR FUEL PANELS

					MAINT	RII/INSP
Nr.	Hardtime	Task	Spec.	Related Documents		
1.			MEC			
Check: 1B, B, C, C1, C2						
Zones: 500						
Access:						

IMPORTANT! Also close all access panels of the lower checks !!!

A	B	C	C1	C2	S	S1	S2	DESCRIPTION	PANEL NO	OK TO CLOSE	CLOSE
		X						PRESS FUELING DRY BAY ACCESS DOOR	1212L		
			X					INBD DRY BAY ACCESS PANEL	1216L		
		X						DRY BAY ACCESS PANEL	1308L		
								BOOST PUMP ACCESS PANEL	1319L		
								BOOST PUMP ACCESS PANEL	1320L		
								BOOST PUMP ACCESS PANEL	1321L		
								BOOST PUMP ACCESS PANEL	1322L		
								BOOST PUMP ACCESS PANEL	1323L		
X	X	X	X					FUEL TANK ACCESS PANEL NO.1	1324L		
			X	X				FUEL TANK ACCESS PANEL NO.2 (DRIP STICK)	1325L		
			X	X				FUEL TANK ACCESS PANEL NO.3	1326L		
			X					FUEL TANK ACCESS PANEL NO.4	1327L		
			X					FUEL TANK ACCESS PANEL NO.5	1328L		
								FUEL TANK ACCESS PANEL NO.6	1329L		
								FUEL TANK ACCESS PANEL NO.7 (DRIP STICK)	1330L		
								FUEL TANK ACCESS PANEL NO.8	1331L		

CLOSE-LH WING LWR FUEL PANELS

sabena B707	Module: LH WING + FL CTR	A/C Reg :	Check :	 31L2000501 Page 3 of 4
	Oper. : RT-MP LC			
	Type : CLOSE	Issuer : A59513	Cert.St.: 46928	
	Spec. : MECHANIC	Release Date: 31.08.2004		

CLOSE-LH WING LWR FUEL PANELS


MAINT RII/INSP

IMPORTANT! Also close all access panels of the lower checks !!!

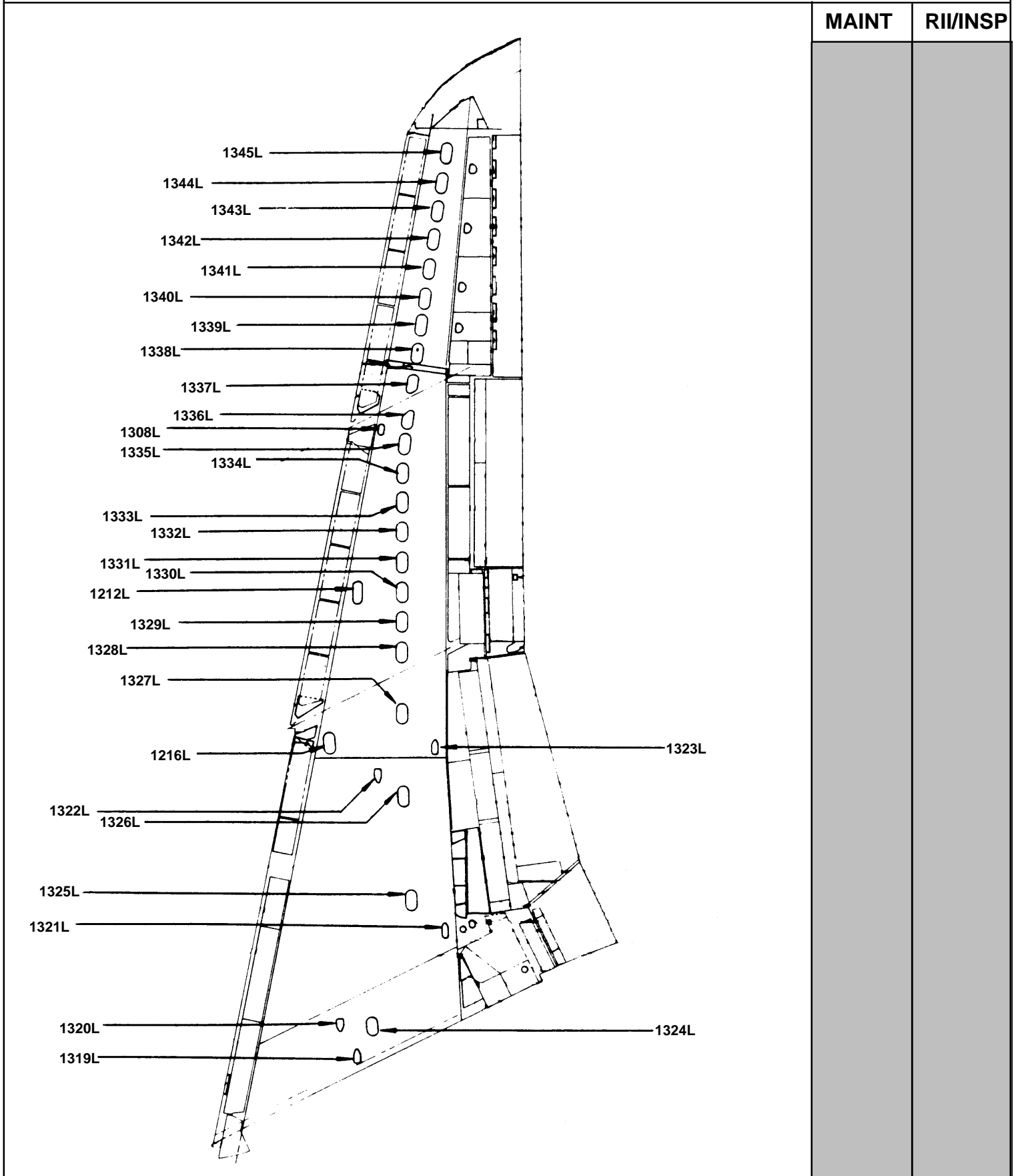
A	B	C	C1	C2	S	S1	S2	DESCRIPTION	PANEL NO	OK TO CLOSE	CLOSE
								FUEL TANK ACCESS PANEL NO.9	1332L		
								FUEL TANK ACCESS PANEL NO.10	1333L		
								FUEL TANK ACCESS PANEL NO.11	1334L		
								FUEL TANK ACCESS PANEL NO.12 (DRIP STICK)	1335L		
								FUEL TANK ACCESS PANEL NO.13	1336L		
								FUEL TANK ACCESS PANEL NO.14	1337L		
								FUEL TANK ACCESS PANEL NO.15	1338L		
								FUEL TANK ACCESS PANEL NO.16	1339L		
								FUEL TANK ACCESS PANEL NO.17	1340L		
								FUEL TANK ACCESS PANEL NO.18	1341L		
								FUEL TANK ACCESS PANEL NO.19	1342L		
								FUEL TANK ACCESS PANEL NO.20 (DRIP STICK)	1343L		
								FUEL TANK ACCESS PANEL NO.21	1344L		
								FUEL TANK ACCESS PANEL NO.22	1345L		

FUEL TANK ACCESS PANELS LEAK CHECK (IF NECESSARY)

CLOSE-LH WING LWR FUEL PANELS

sabena B707	Module: LH WING + FL CTR	A/C Reg :	Check :	 31L2000501
	Oper. : RT-MP LC			
	Type : CLOSE	Issuer : A59513	Cert.St.: 46928	Page 4 of 4
	Spec. : MECHANIC	Release Date: 31.08.2004		

CLOSE-LH WING LWR FUEL PANELS



MAINT	RII/INSP

CLOSE-LH WING LWR FUEL PANELS