



<b>sabena</b> <sup>®</sup> <b>B707</b>	Module: RH WING + FL CTR	A/C Reg :	Check :	 <b>41C1000500</b>
	Oper. : RT-MP LC			
	Type : OPEN	Issuer : A59513	Cert.St.: 46928	<b>Page 1 of 7</b>
Spec. : GENERAL	Release Date: 31.08.2004			

**OPEN-RH WING LOWER**

Execution / Start Date:	
End Date:	

<b>MAINT</b>	<b>RII/INSP</b>
--------------	-----------------

<b>sabena</b> <b>B707</b>	Module: RH WING + FL CTR	A/C Reg :	Check :	 <b>41C1000500</b>
	Oper. : RT-MP LC	Issuer : A59513	Cert.St.: 46928	
	Type : OPEN	Release Date: 31.08.2004		
	Spec. : GENERAL	Page 2 of 7		


**OPEN-RH WING LOWER**

					<b>MAINT</b>	<b>RII/INSP</b>
<b>Nr.</b>	<b>Hardtime</b>	<b>Task</b>	<b>Spec.</b>	<b>Related Documents</b>		
1.			GEN			
<b>Check:</b> 1B, B, C, C1						
<b>Zones:</b> 600						
<b>Access:</b>						

**IMPORTANT! Also open all access panels of the lower checks !!!**

A	B	C	C1	C2	S	S1	S2	DESCRIPTION	PANEL NO	OPEN
	X	X						LDG GEAR TORQUE BOX ACCESS DOOR	1234R	
								WING TIP ACCESS PANEL	1238R	
	X	X						WING LE ACCESS PANEL	1240R	
	X	X						WING LE ACCESS PANEL	1241R	
								WING LE ACCESS PANEL	1242R	
									1243R	
									1244R	
									1245R	
									1246R	
	X	X						COVE LIP DOOR	1247R	
	X							COVE LIP DOOR	1248R	
	X							COVE LIP DOOR	1249R	
	X							COVE LIP DOOR	1250R	
	X	X						LDG GEAR TRUNNION ACCESS PANEL	1254R	
	X							INBD COVE LIP DOOR	1255R	
			X					WING LE ACCESS DOOR	1260R	
	X	X						COVE LIP DOOR	1261R	

**OPEN-RH WING LOWER**

<b>sabena</b> B707	Module: RH WING + FL CTR	A/C Reg :	Check :	 41C1000500 Page 3 of 7
	Oper. : RT-MP LC			
	Type : OPEN	Issuer : A59513	Cert.St.: 46928	
	Spec. : GENERAL	Release Date: 31.08.2004		


**OPEN-RH WING LOWER**

**MAINT RII/INSP**

**IMPORTANT! Also open all access panels of the lower checks !!!**

A	B	C	C1	C2	S	S1	S2	DESCRIPTION	PANEL NO	OPEN
	X	X						COVE LIP DOOR	1262R	
	X	X						COVE LIP DOOR	1263R	
								FUEL VENT SCOOP PANEL	1265R	
								GAP COVER	1266R	
								JACKP'ONT COVER	1267R	
		X	X					OUTBD STRUT LE GAP COVER	1268R	
		X	X					OUTBD STRUT LE GAP COVER	1269R	
		X	X					INBD STRUT LE GAP COVER	1270R	
		X	X					INBD STRUT LE GAP COVER	1271R	
									1272R	
								LWR WING TE PANEL	1273R	
									1276R	
	X	X						WING TO FUSELAGE FAIRING ACCESS PANEL	1300R	
								LANDING LIGHT ACCESS WINDOW	1301R	
	X	X						MAIN GEAR ACTUATOR ACCESS PANEL	1346R	
	X	X						MAIN GEAR WALKING BEAM ACCESS PANEL	1347R	
		X						HYDRAULIC ACCESS DOOR	1348R	
		X						HYDR SUPPLY SOV ACCESS PANEL	1349R	
	X	X						LDG GEAR DOOR ACCESS DOOR	1350R	
								FUEL JETTISON CHUTE DOOR	1351R	

**OPEN-RH WING LOWER**

<b>sabena</b> B707	Module: RH WING + FL CTR	A/C Reg :	Check :	 41C1000500 Page 4 of 7
	Oper. : RT-MP LC			
	Type : OPEN	Issuer : A59513	Cert.St.: 46928	
	Spec. : GENERAL	Release Date: 31.08.2004		


**OPEN-RH WING LOWER**

**MAINT RII/INSP**

**IMPORTANT! Also open all access panels of the lower checks !!!**

A	B	C	C1	C2	S	S1	S2	DESCRIPTION	PANEL NO	OPEN
			X					FUEL DUMP VALVE ACCESS PANEL	1352R	
		X	X					LWR WING TE PANEL	1353R	
									1354R	
		X						LWR WING TE PANEL	1355R	
		X							1356R	
		X						LWR WING TE PANEL	1357R	
		X	X					TRAILING EDGE PANEL	1358R	
			X					INBD AILERON BALANCE COVER ACCESS PANEL	1359R	
		X	X					INBD AILERON CONTROL ACCESS DOOR	1360R	
		X						AILERON SNUBBER ACCESS PANEL	1361R	
		X						OUTBD AIL CONTROL ACCESS PANEL	1366R	
		X						OUTBD AIL CONTROL ACCESS PANEL	1367R	
	X	X	X					OUTBD AIL BALANCE PANEL COVER	1369R	
	X							OUTBD AIL BALANCE PANEL ACCESS PANEL	1370R	
	X	X	X					OUTBD AIL BALANCE PANEL COVER	1371R	
	X	X						OUTBD AIL BALANCE PANEL ACCESS PANEL	1372R	
	X	X	X					OUTBD AIL BALANCE PANEL COVER	1373R	
	X	X						OUTBD AIL BALANCE PANEL ACCESS PANEL	1374R	
	X	X	X					OUTBD AIL BALANCE PANEL COVER	1375R	
	X	X						OUTBD AIL BALANCE PANEL ACCESS PANEL	1376R	

**OPEN-RH WING LOWER**

<b>sabena</b> <b>B707</b>	Module: RH WING + FL CTR	A/C Reg :	Check :	 <b>41C1000500</b> <b>Page 5 of 7</b>
	Oper. : RT-MP LC			
	Type : OPEN	Issuer : A59513	Cert.St.: 46928	
	Spec. : GENERAL	Release Date: 31.08.2004		


**OPEN-RH WING LOWER**

**MAINT RII/INSP**

**IMPORTANT! Also open all access panels of the lower checks !!!**

A	B	C	C1	C2	S	S1	S2	DESCRIPTION	PANEL NO	OPEN
								INBD AIL FAIRING ACCESS PANEL	1380R	
								LWR INBD AIL ACCESS PANEL	1381R	
								LWR INBD AIL ACCESS PANEL	1382R	
								INBD AIL HINGE ACCESS PANEL	1383R	
								INBD AIL HINGE ACCESS PANEL	1384R	
								INBD AIL HINGE ACCESS PANEL	1385R	
								OUTBD FLAP ACCESS	1386R	
								OUTBD FLAP ACCESS	1387R	
								OUTBD AIL HINGE ACCESS PANEL	1388R	
								OUTBD AIL HINGE ACCESS PANEL	1389R	
								OUTBD AIL HINGE ACCESS PANEL	1390R	
								OUTBD AIL HINGE ACCESS PANEL	1391R	
								OUTBD AIL HINGE ACCESS PANEL	1392R	
								OUTBD AIL HINGE ACCESS PANEL	1393R	
								OUTBD AIL HINGE ACCESS PANEL	1394R	
								OUTBD AIL HINGE ACCESS PANEL	1395R	
								INBD STRUT LE GAP COVER	1396R	
								INBD STRUT LE GAP COVER	1397R	
								OUTBD STRUT LE GAP COVER	1398R	
								OUTBD STRUT LE GAP COVER	1399R	

**OPEN-RH WING LOWER**


<b>sabena</b> B707	Module: RH WING + FL CTR	A/C Reg :	Check :	
	Oper. : RT-MP LC			
	Type : OPEN	Issuer : A59513	Cert.St.: 46928	41C1000500
Spec. : GENERAL	Release Date: 31.08.2004		Page 6 of 7	

OPEN-RH WING LOWER

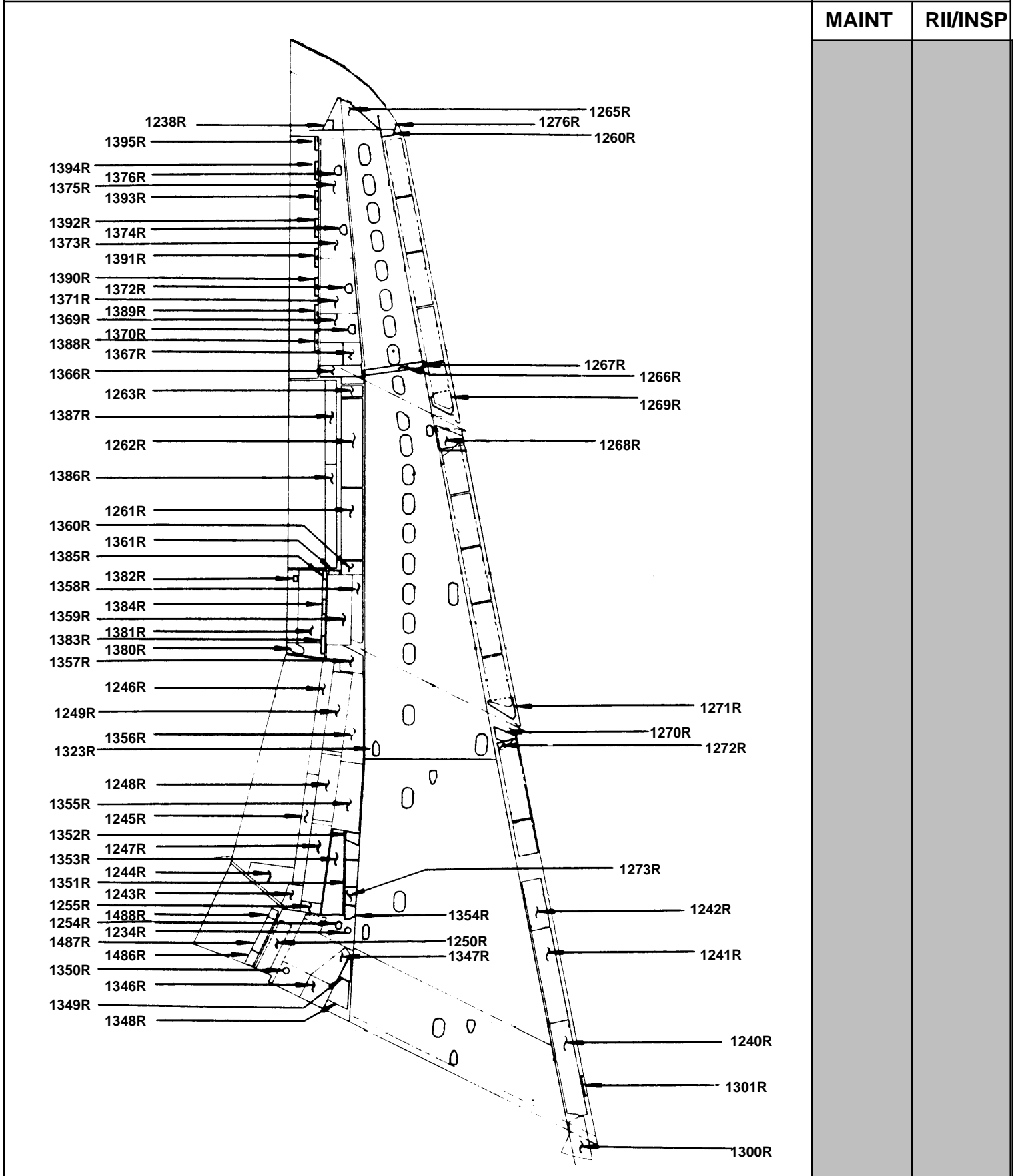
MAINT RII/INSP

**IMPORTANT!** Also open all access panels of the lower checks !!!

A	B	C	C1	C2	S	S1	S2	DESCRIPTION	PANEL NO	OPEN
								FILLET FLAP ACCESS PANEL	1486R	
								FILLET FLAP ACCESS PANEL	1487R	
								FILLET FLAP ACCESS PANEL	1488R	

<b>sabena</b> B707	Module: RH WING + FL CTR	A/C Reg :	Check :	 <b>41C1000500</b> Page 7 of 7
	Oper. : RT-MP LC			
	Type : OPEN	Issuer : A59513	Cert.St.: 46928	
	Spec. : GENERAL	Release Date: 31.08.2004		

**OPEN-RH WING LOWER**



**OPEN-RH WING LOWER**