



<b>sabena</b> <sup>®</sup> <b>B707</b>	Module: RH WING + FL CTR	A/C Reg :	Check :	
	Oper. : RT-MP LC			
	Type : OPEN	Issuer : A59513	Cert.St.: 46928	<b>41C1000501</b>
Spec. : MECHANIC	Release Date: 31.08.2004		<b>Page 1 of 4</b>	

**OPEN-RH WING LWR FUEL PANELS**

Execution / Start Date:	
End Date:	

MAINT	RII/INSP

<b>sabena</b> <b>B707</b>	Module: RH WING + FL CTR	A/C Reg :	Check :	 <b>41C1000501</b> <b>Page 2 of 4</b>
	Oper. : RT-MP LC	Issuer : A59513	Cert.St.: 46928	
	Type : OPEN	Release Date: 31.08.2004		
	Spec. : MECHANIC			

**OPEN-RH WING LWR FUEL PANELS**


					<b>MAINT</b>	<b>RII/INSP</b>
<b>Nr.</b>	<b>Hardtime</b>	<b>Task</b>	<b>Spec.</b>	<b>Related Documents</b>		
1.			MEC			
<b>Check:</b> 1B, B, C, C1, C2						
<b>Zones:</b> 600						
<b>Access:</b>						

**IMPORTANT! Also open all access panels of the lower checks !!!**

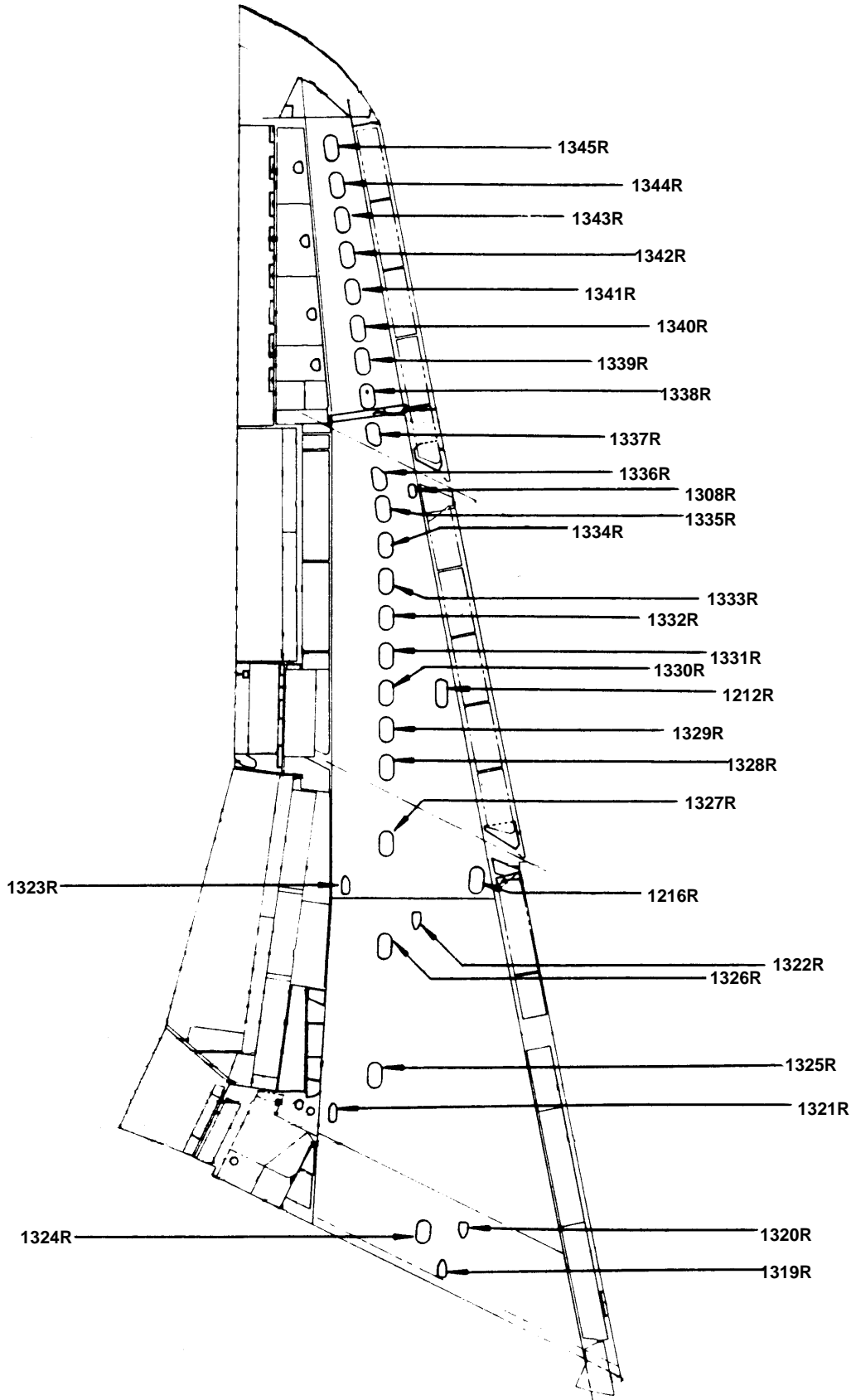
A	B	C	C1	C2	S	S1	S2	DESCRIPTION	PANEL NO	OPEN
		X						PRESS FUELING DRY BAY ACCESS DOOR	1212R	
			X					INBD DRY BAY ACCESS PANEL	1216R	
		X						DRY BAY ACCESS PANEL	1308R	
								BOOST PUMP ACCESS PANEL	1319R	
								BOOST PUMP ACCESS PANEL	1320R	
								BOOST PUMP ACCESS PANEL	1321R	
								BOOST PUMP ACCESS PANEL	1322R	
								BOOST PUMP ACCESS PANEL	1323R	
X	X	X	X					FUEL TANK ACCESS PANEL NO.1	1324R	
			X	X				FUEL TANK ACCESS PANEL NO.2 (DRIP STICK)	1325R	
			X	X				FUEL TANK ACCESS PANEL NO.3	1326R	
			X					FUEL TANK ACCESS PANEL NO.4	1327R	
								FUEL TANK ACCESS PANEL NO.5	1328R	
								FUEL TANK ACCESS PANEL NO.6	1329R	
								FUEL TANK ACCESS PANEL NO.7 (DRIP STICK)	1330R	
								FUEL TANK ACCESS PANEL NO.8	1331R	

**OPEN-RH WING LWR FUEL PANELS**



<b>sabena</b> B707	Module: RH WING + FL CTR	A/C Reg :	Check :	
	Oper. : RT-MP LC			
	Type : OPEN	Issuer : A59513	Cert.St.: 46928	41C1000501
	Spec. : MECHANIC	Release Date: 31.08.2004		Page 4 of 4

**OPEN-RH WING LWR FUEL PANELS**



**MAINT**      **RII/INSP**

**OPEN-RH WING LWR FUEL PANELS**