



sabena [®] B707	Module: RH WING + FL CTR	A/C Reg :	Check :	 41F2000510
	Oper. : RT-MP LC			
	Type : MEC-INSP	Issuer : A43710	Cert.St.: 24828	
Spec. : MECHANIC	Release Date: 11.10.2001		Page 1 of 2	

RH FLAP TRACK VERT SUP FIT WS 615 LH INSP

Execution / Start Date:	
End Date:	

MAINT	RII/INSP

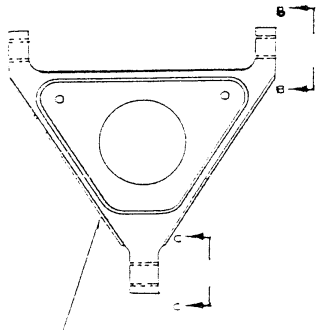
sabena B707	Module: RH WING + FL CTR	A/C Reg :	Check :	 41F2000510 Page 2 of 2
	Oper. : RT-MP LC	Issuer : A43710	Cert.St.: 24828	
	Type : MEC-INSP	Release Date: 11.10.2001		
Spec. : MECHANIC				

RH FLAP TRACK VERT SUP FIT WS 615 LH INSP

					MAINT	RII/INSP
Nr.	Hardtime	Task	Spec.	Related Documents		
1.		E3 S	MEC	MMS-328 575050 02021 rev 15/05/01 SB 57-3222 rev .		
Check: C						
Zones: 686						
Access: 1358R						

RH FLAP TRACK VERTICAL SUPPORT FITTING WS 615 RH INSPECTION.

1. Remove flap track vertical support fitting. (PN/ 65-3769-1).
2. Close visual inspection of the upper and lower lugs of the support fitting for cracks.
3. After inspection, install flap vertical support fitting on RH WING. (PN: 65-3769-1).



FLAP TRACK VERTICAL SUPPORT FITTING
65-3769-1
DETAIL 1

**FLAP TRACK SUPPORT FITTING:
UPPER LUG BOLTS (2) TORQUE: 290-410 IN-LBS.
LOWER LUG BOLTS (2) TORQUE: 290-410 IN-LBS.**

