



sabena [®] B707	Module: RH WING + FL CTR	A/C Reg :	Check :	 41F4000510
	Oper. : RT-MP LC			
	Type : NDT INSP	Issuer : A59513	Cert.St.: 46928	Page 1 of 3
Spec. : NDT INSP	Release Date: 24.11.2004			

RH WING LWR PNL DRY BAY, WS 515

Execution / Start Date:	
End Date:	

MAINT	RII/INSP

RH WING LWR PNL DRY BAY, WS 515

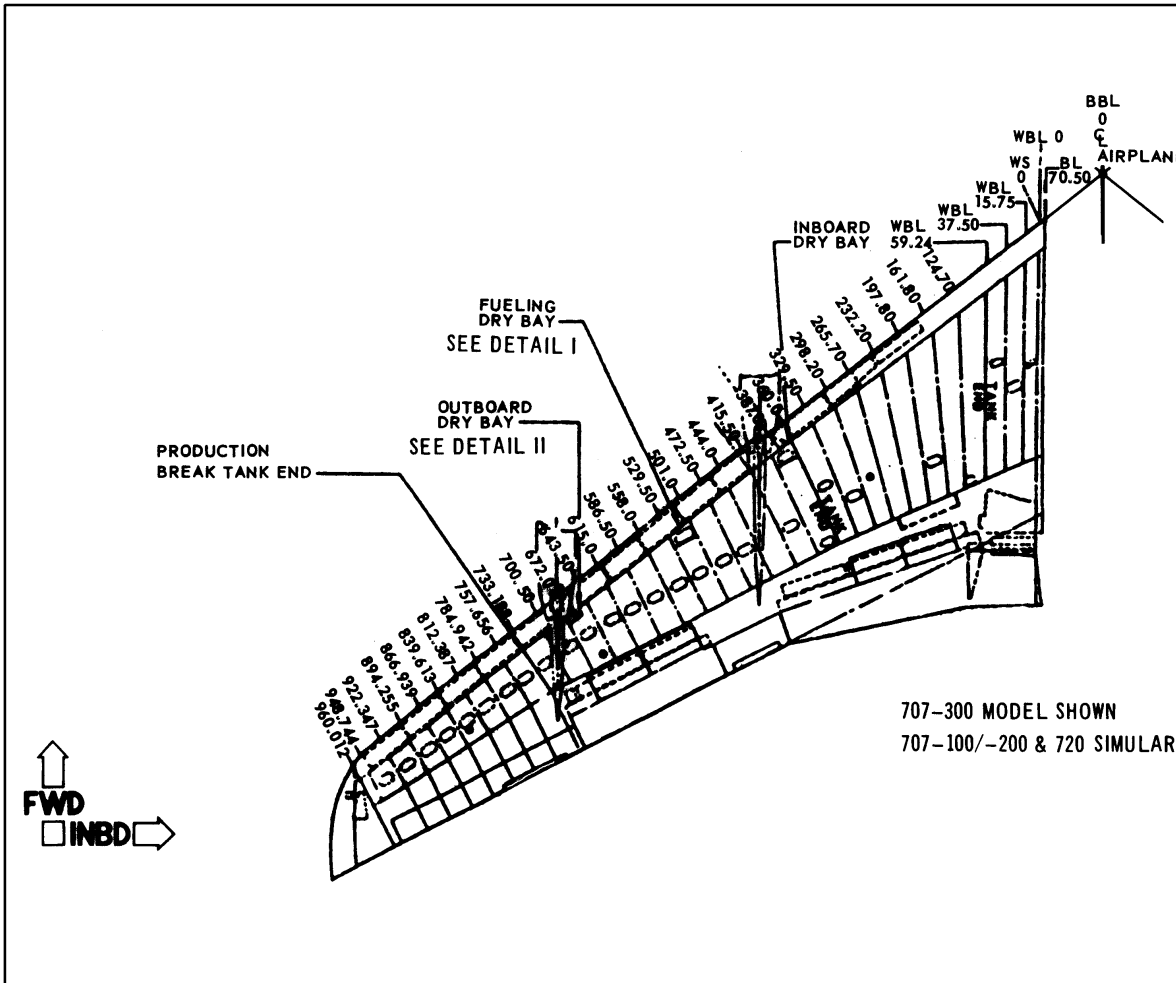
sabena B707	Module: RH WING + FL CTR	A/C Reg :	Check :	 41F4000510 Page 2 of 3
	Oper. : RT-MP LC	Issuer : A59513	Cert.St.: 46928	
	Type : NDT INSP	Release Date: 24.11.2004		
	Spec. : NDT INSP			


RH WING LWR PNL DRY BAY, WS 515

					MAINT	RII/INSP
Nr.	Hardtime	Task	Spec.	Related Documents		
1.		E4	NDT	AD 85-12-01 R1 rev 5439 MMS-328 570180 10001 rev 23/04/01 SB 57-2828 rev . SSID 57-A45-23/A2 rev P		
Check: C1						
Zones: 674						
Access: 1212 L, 1308 L						

RH WING LOWER PANEL DRY BAY, WS 515 NDT INSPECTION

Perform HIGH FREQUENCY EDDY CURRENT EXTERNAL inspection of RH wing lower panel dry bay area, WS 515. Inspect around periphery of dry bay access door cutout. Refer. DOC D6-48023, PART 6, 51-00-00, FIG 4. SB 2828, OVERSIZING PERFORMED.



sabena B707	Module: RH WING + FL CTR	A/C Reg :	Check :	 41F4000510
	Oper. : RT-MP LC			
	Type : NDT INSP	Issuer : A59513	Cert.St.: 46928	Page 3 of 3
	Spec. : NDT INSP	Release Date: 24.11.2004		

RH WING LWR PNL DRY BAY, WS 515

MAINT RII/INSP

