



sabena B707	Module: RH WING + FL CTR	A/C Reg :	Check :	 41F4000519
	Oper. : RT-MP LC			
	Type : NDT INSP	Issuer : A59513	Cert.St.: 50516	
Spec. : NDT INSP	Release Date: 05.05.2011		Page 1 of 4	

RH WING UPPER & LOWER FS CHORDS INSPECTION

Execution / Start Date:	
End Date:	


MAINT	RII/INSP

sabena B707	Module: RH WING + FL CTR	A/C Reg :	Check :	 41F4000519 Page 2 of 4
	Oper. : RT-MP LC			
	Type : NDT INSP	Issuer : A59513	Cert.St.: 50516	
	Spec. : NDT INSP	Release Date: 05.05.2011		

RH WING UPPER & LOWER FS CHORDS INSPECTION

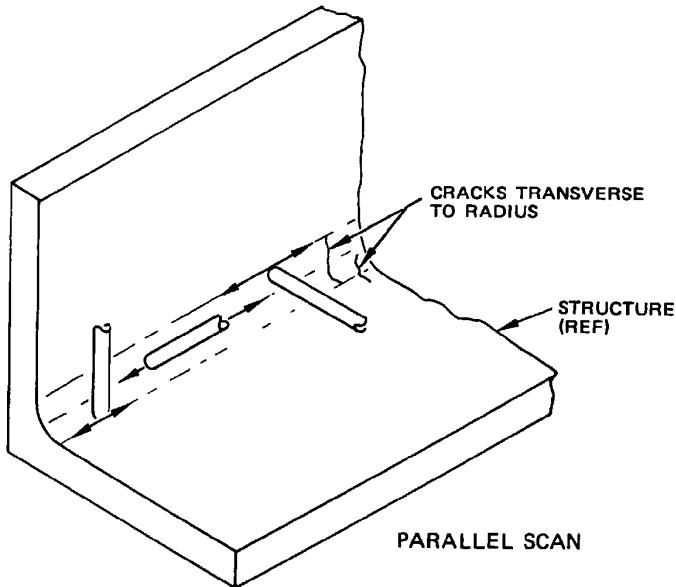
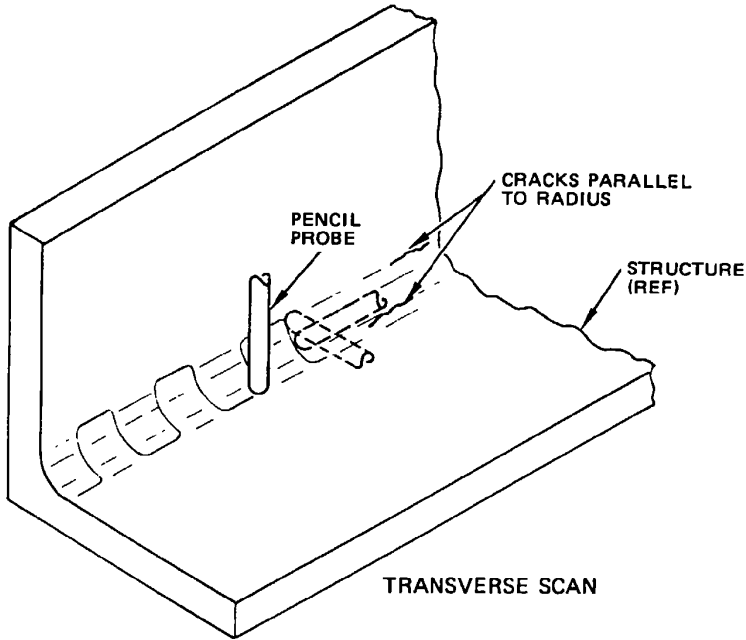
					MAINT	RII/INSP
Nr.	Hardtime	Task	Spec.	Related Documents		
1.		E3 E4	NDT	MMS-328 574040 01004 rev 16/10/2009		
Check: B						
Zones: 665, 666, 667						
Access:						
NRC YES <input type="radio"/> NO <input type="radio"/>		IF YES, NUMBER(S):				
<p>Perform the following close visual & pencil probe eddy current inspection on the RH upper & lower Front Spar chords i.a.w. NDT Part 6, 51-00-00, Figure 4 or Figure 23.</p> <p>The inspection areas are defined as follows:</p> <p>A. Upper Chords</p> <p>a.WS 360 to 387 (dry bay area access available) Remove any CIC & residual sealant if & as necessary. Perform pencil probe inspection in radius area only.</p> <p>b.WS 480 to 550 (dry bay area access available) Remove any CIC & residual sealant if & as necessary. Perform pencil probe inspection in radius area only.</p> <p>c.WS 583.5 to 643.5 (no dry bay access available) Perform a close visual inspection.</p> <p>d.Immediately inboard of the production break at WS 733. Perform a close visual inspection.</p> <p>B. Lower Chords</p> <p>a.WS 360 to 387 Perform a close visual inspection.</p> <p>b.WS 700.5 to 733.2 Perform a close visual inspection.</p> <p>Install new CIC or residual sealant if removed on all inspected areas.</p>						

RH WING UPPER & LOWER FS CHORDS INSPECTION

sabena B707	Module: RH WING + FL CTR	A/C Reg :	Check :	 41F4000519
	Oper. : RT-MP LC	Issuer : A59513	Cert.St.: 50516	
	Type : NDT INSP	Release Date: 05.05.2011		Page 3 of 4

RH WING UPPER & LOWER FS CHORDS INSPECTION

MAINT	RII/INSP
--------------	-----------------




NOTES

- HOLD PROBE NORMAL TO RADIUS
- SPACE BETWEEN SCANS IS DEPENDANT ON THE CRACK SIZE WHICH MUST BE DETECTED

INSPECTION IN A RADIUS
DETAIL XI

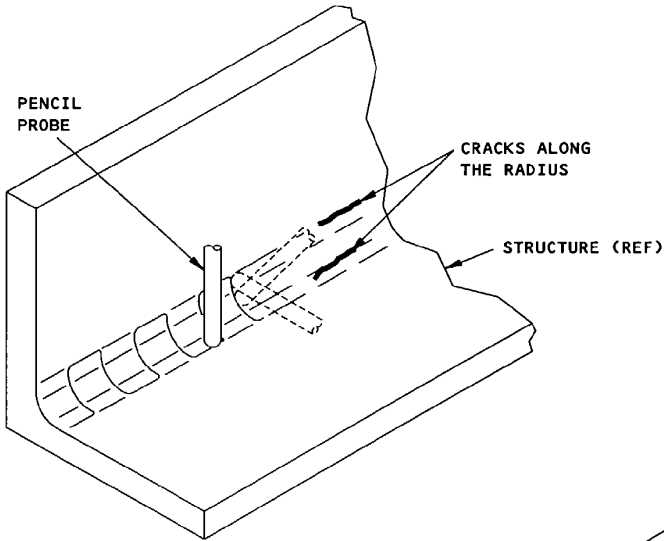
CMN NDT
Apr 5/04

Part 6
51-00-00
Fig. 4
Page 17

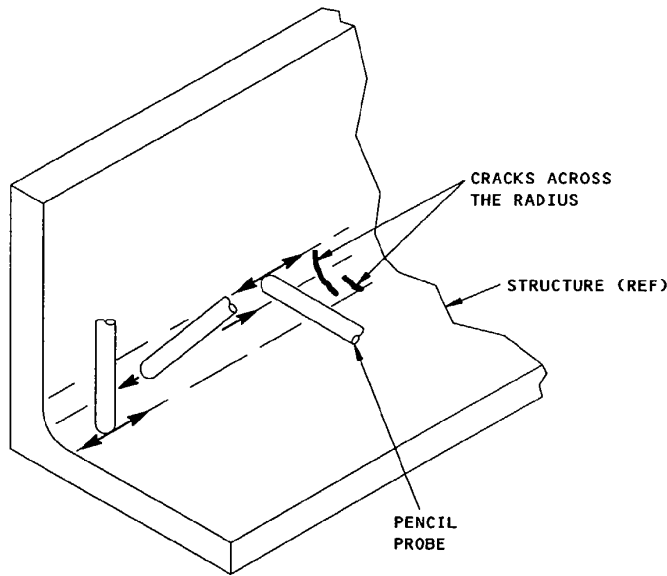
sabena B707	Module: RH WING + FL CTR	A/C Reg :	Check :	 41F4000519 Page 4 of 4
	Oper. : RT-MP LC			
	Type : NDT INSP	Issuer : A59513	Cert.St.: 50516	
	Spec. : NDT INSP	Release Date: 05.05.2011		

RH WING UPPER & LOWER FS CHORDS INSPECTION

MAINT	RII/INSP
--------------	-----------------



TRANSVERSE SCAN



PARALLEL SCAN

NOTES

- HOLD THE PROBE PERPENDICULAR TO THE SURFACE OF THE RADIUS.
- MAKE THE DISTANCE BETWEEN SCAN INCREMENTS SUCH THAT, WHEN MOVED PERPENDICULAR TO THE LENGTH OF THE CRACK, THE PROBE WILL GO ACROSS THE CRACK AT LEAST 2 TIMES.

**RADIUS INSPECTION
DETAIL XIII**

CMN NDT
Apr 5/04

Part 6
51-00-00
Fig. 23
Page 19