



sabena [®] B707	Module: RH WING + FL CTR	A/C Reg :	Check :	 41L2000500
	Oper. : RT-MP LC			
	Type : CLOSE	Issuer : A59513	Cert.St.: 46928	Page 1 of 7
Spec. : GENERAL	Release Date: 31.08.2004			

CLOSE-RH WING LOWER

Execution / Start Date:	
End Date:	

MAINT	RII/INSP

sabena B707	Module: RH WING + FL CTR	A/C Reg :	Check :	 41L2000500 Page 2 of 7
	Oper. : RT-MP LC			
	Type : CLOSE	Issuer : A59513	Cert.St.: 46928	
	Spec. : GENERAL	Release Date: 31.08.2004		


CLOSE-RH WING LOWER

					MAINT	RII/INSP
Nr.	Hardtime	Task	Spec.	Related Documents		
1.			GEN			
Check: 1B, B, C, C1						
Zones: 600						
Access:						

IMPORTANT! Also close all access panels of the lower checks !!!

A	B	C	C1	C2	S	S1	S2	DESCRIPTION	PANEL NO	OK TO CLOSE	CLOSE
	X	X						LDG GEAR TORQUE BOX ACCESS DOOR	1234R		
								WING TIP ACCESS PANEL	1238R		
	X	X						WING LE ACCESS PANEL	1240R		
	X	X						WING LE ACCESS PANEL	1241R		
								WING LE ACCESS PANEL	1242R		
									1243R		
									1244R		
									1245R		
									1246R		
	X	X						COVE LIP DOOR	1247R		
	X							COVE LIP DOOR	1248R		
	X							COVE LIP DOOR	1249R		
	X							COVE LIP DOOR	1250R		
	X	X						LDG GEAR TRUNNION ACCESS PANEL	1254R		
	X							INBD COVE LIP DOOR	1255R		
			X					WING LE ACCESS DOOR	1260R		
	X	X						COVE LIP DOOR	1261R		

CLOSE-RH WING LOWER

sabena B707	Module: RH WING + FL CTR	A/C Reg :	Check :	 41L2000500 Page 3 of 7
	Oper. : RT-MP LC			
	Type : CLOSE	Issuer : A59513	Cert.St.: 46928	
	Spec. : GENERAL	Release Date: 31.08.2004		


CLOSE-RH WING LOWER

MAINT RII/INSP

IMPORTANT! Also close all access panels of the lower checks !!!

A	B	C	C1	C2	S	S1	S2	DESCRIPTION	PANEL NO	OK TO CLOSE	CLOSE
	X	X						COVE LIP DOOR	1262R		
	X	X						COVE LIP DOOR	1263R		
								FUEL VENT SCOOP PANEL	1265R		
								GAP COVER	1266R		
								JACKP'ONT COVER	1267R		
		X	X					OUTBD STRUT LE GAP COVER	1268R		
		X	X					OUTBD STRUT LE GAP COVER	1269R		
		X	X					INBD STRUT LE GAP COVER	1270R		
		X	X					INBD STRUT LE GAP COVER	1271R		
									1272R		
								LWR WING TE PANEL	1273R		
									1276R		
	X	X						WING TO FUSELAGE FAIRING ACCESS PANEL	1300R		
								LANDING LIGHT ACCESS WINDOW	1301R		
	X	X						MAIN GEAR ACTUATOR ACCESS PANEL	1346R		
	X	X						MAIN GEAR WALKING BEAM ACCESS PANEL	1347R		
		X						HYDRAULIC ACCESS DOOR	1348R		
		X						HYDR SUPPLY SOV ACCESS PANEL	1349R		
	X	X						LDG GEAR DOOR ACCESS DOOR	1350R		
								FUEL JETTISON CHUTE DOOR	1351R		

CLOSE-RH WING LOWER

sabena B707	Module: RH WING + FL CTR	A/C Reg :	Check :	 41L2000500 Page 4 of 7
	Oper. : RT-MP LC			
	Type : CLOSE	Issuer : A59513	Cert.St.: 46928	
	Spec. : GENERAL	Release Date: 31.08.2004		


CLOSE-RH WING LOWER

MAINT RII/INSP

IMPORTANT! Also close all access panels of the lower checks !!!

A	B	C	C1	C2	S	S1	S2	DESCRIPTION	PANEL NO	OK TO CLOSE	CLOSE
			X					FUEL DUMP VALVE ACCESS PANEL	1352R		
		X	X					LWR WING TE PANEL	1353R		
									1354R		
		X						LWR WING TE PANEL	1355R		
		X							1356R		
		X						LWR WING TE PANEL	1357R		
		X	X					TRAILING EDGE PANEL	1358R		
			X					INBD AILERON BALANCE COVER ACCESS PANEL	1359R		
		X	X					INBD AILERON CONTROL ACCESS DOOR	1360R		
		X						AILERON SNUBBER ACCESS PANEL	1361R		
		X						OUTBD AIL CONTROL ACCESS PANEL	1366R		
		X						OUTBD AIL CONTROL ACCESS PANEL	1367R		
	X	X	X					OUTBD AIL BALANCE PANEL COVER	1369R		
	X							OUTBD AIL BALANCE PANEL ACCESS PANEL	1370R		
	X	X	X					OUTBD AIL BALANCE PANEL COVER	1371R		
	X	X						OUTBD AIL BALANCE PANEL ACCESS PANEL	1372R		
	X	X	X					OUTBD AIL BALANCE PANEL COVER	1373R		
	X	X						OUTBD AIL BALANCE PANEL ACCESS PANEL	1374R		
	X	X	X					OUTBD AIL BALANCE PANEL COVER	1375R		
	X	X						OUTBD AIL BALANCE PANEL ACCESS PANEL	1376R		

CLOSE-RH WING LOWER

sabena B707	Module: RH WING + FL CTR	A/C Reg :	Check :	 41L2000500 Page 5 of 7
	Oper. : RT-MP LC			
	Type : CLOSE	Issuer : A59513	Cert.St.: 46928	
	Spec. : GENERAL	Release Date: 31.08.2004		


CLOSE-RH WING LOWER

MAINT RII/INSP

IMPORTANT! Also close all access panels of the lower checks !!!

A	B	C	C1	C2	S	S1	S2	DESCRIPTION	PANEL NO	OK TO CLOSE	CLOSE
								INBD AIL FAIRING ACCESS PANEL	1380R		
								LWR INBD AIL ACCESS PANEL	1381R		
								LWR INBD AIL ACCESS PANEL	1382R		
								INBD AIL HINGE ACCESS PANEL	1383R		
								INBD AIL HINGE ACCESS PANEL	1384R		
								INBD AIL HINGE ACCESS PANEL	1385R		
								OUTBD FLAP ACCESS	1386R		
								OUTBD FLAP ACCESS	1387R		
								OUTBD AIL HINGE ACCESS PANEL	1388R		
								OUTBD AIL HINGE ACCESS PANEL	1389R		
								OUTBD AIL HINGE ACCESS PANEL	1390R		
								OUTBD AIL HINGE ACCESS PANEL	1391R		
								OUTBD AIL HINGE ACCESS PANEL	1392R		
								OUTBD AIL HINGE ACCESS PANEL	1393R		
								OUTBD AIL HINGE ACCESS PANEL	1394R		
								OUTBD AIL HINGE ACCESS PANEL	1395R		
								INBD STRUT LE GAP COVER	1396R		
								INBD STRUT LE GAP COVER	1397R		
								OUTBD STRUT LE GAP COVER	1398R		
								OUTBD STRUT LE GAP COVER	1399R		

CLOSE-RH WING LOWER

sabena B707	Module: RH WING + FL CTR	A/C Reg :	Check :	
	Oper. : RT-MP LC			
	Type : CLOSE	Issuer : A59513	Cert.St.: 46928	41L2000500
	Spec. : GENERAL	Release Date: 31.08.2004		Page 6 of 7

CLOSE-RH WING LOWER

MAINT RII/INSP

IMPORTANT! Also close all access panels of the lower checks !!!

A	B	C	C1	C2	S	S1	S2	DESCRIPTION	PANEL NO	OK TO CLOSE	CLOSE
								FILLET FLAP ACCESS PANEL	1486R		
								FILLET FLAP ACCESS PANEL	1487R		
								FILLET FLAP ACCESS PANEL	1488R		

CLOSE-RH WING LOWER

