



sabena [®] B707	Module: RH WING + FL CTR	A/C Reg :	Check :	
	Oper. : RT-MP LC			
	Type : CLOSE	Issuer : A59513	Cert.St.: 46928	41L2000501
Spec. : MECHANIC	Release Date: 31.08.2004		Page 1 of 4	

CLOSE-RH WING LWR FUEL PANELS

Execution / Start Date:	
End Date:	

MAINT	RII/INSP

sabena B707	Module: RH WING + FL CTR	A/C Reg :	Check :	 41L2000501 Page 2 of 4
	Oper. : RT-MP LC			
	Type : CLOSE	Issuer : A59513	Cert.St.: 46928	
	Spec. : MECHANIC	Release Date: 31.08.2004		


CLOSE-RH WING LWR FUEL PANELS

					MAINT	RII/INSP
Nr.	Hardtime	Task	Spec.	Related Documents		
1.			MEC			
Check: 1B, B, C, C1, C2						
Zones: 600						
Access:						

IMPORTANT! Also close all access panels of the lower checks !!!

A	B	C	C1	C2	S	S1	S2	DESCRIPTION	PANEL NO	OK TO CLOSE	CLOSE
		X						PRESS FUELING DRY BAY ACCESS DOOR	1212R		
			X					INBD DRY BAY ACCESS PANEL	1216R		
		X						DRY BAY ACCESS PANEL	1308R		
								BOOST PUMP ACCESS PANEL	1319R		
								BOOST PUMP ACCESS PANEL	1320R		
								BOOST PUMP ACCESS PANEL	1321R		
								BOOST PUMP ACCESS PANEL	1322R		
								BOOST PUMP ACCESS PANEL	1323R		
X	X	X	X					FUEL TANK ACCESS PANEL NO.1	1324R		
			X	X				FUEL TANK ACCESS PANEL NO.2 (DRIP STICK)	1325R		
			X	X				FUEL TANK ACCESS PANEL NO.3	1326R		
			X					FUEL TANK ACCESS PANEL NO.4	1327R		
								FUEL TANK ACCESS PANEL NO.5	1328R		
								FUEL TANK ACCESS PANEL NO.6	1329R		
								FUEL TANK ACCESS PANEL NO.7 (DRIP STICK)	1330R		
								FUEL TANK ACCESS PANEL NO.8	1331R		

CLOSE-RH WING LWR FUEL PANELS

sabena B707	Module: RH WING + FL CTR	A/C Reg :	Check :	 41L2000501 Page 3 of 4
	Oper. : RT-MP LC			
	Type : CLOSE	Issuer : A59513	Cert.St.: 46928	
Spec. : MECHANIC	Release Date: 31.08.2004			

CLOSE-RH WING LWR FUEL PANELS


MAINT RII/INSP

IMPORTANT! Also close all access panels of the lower checks !!!

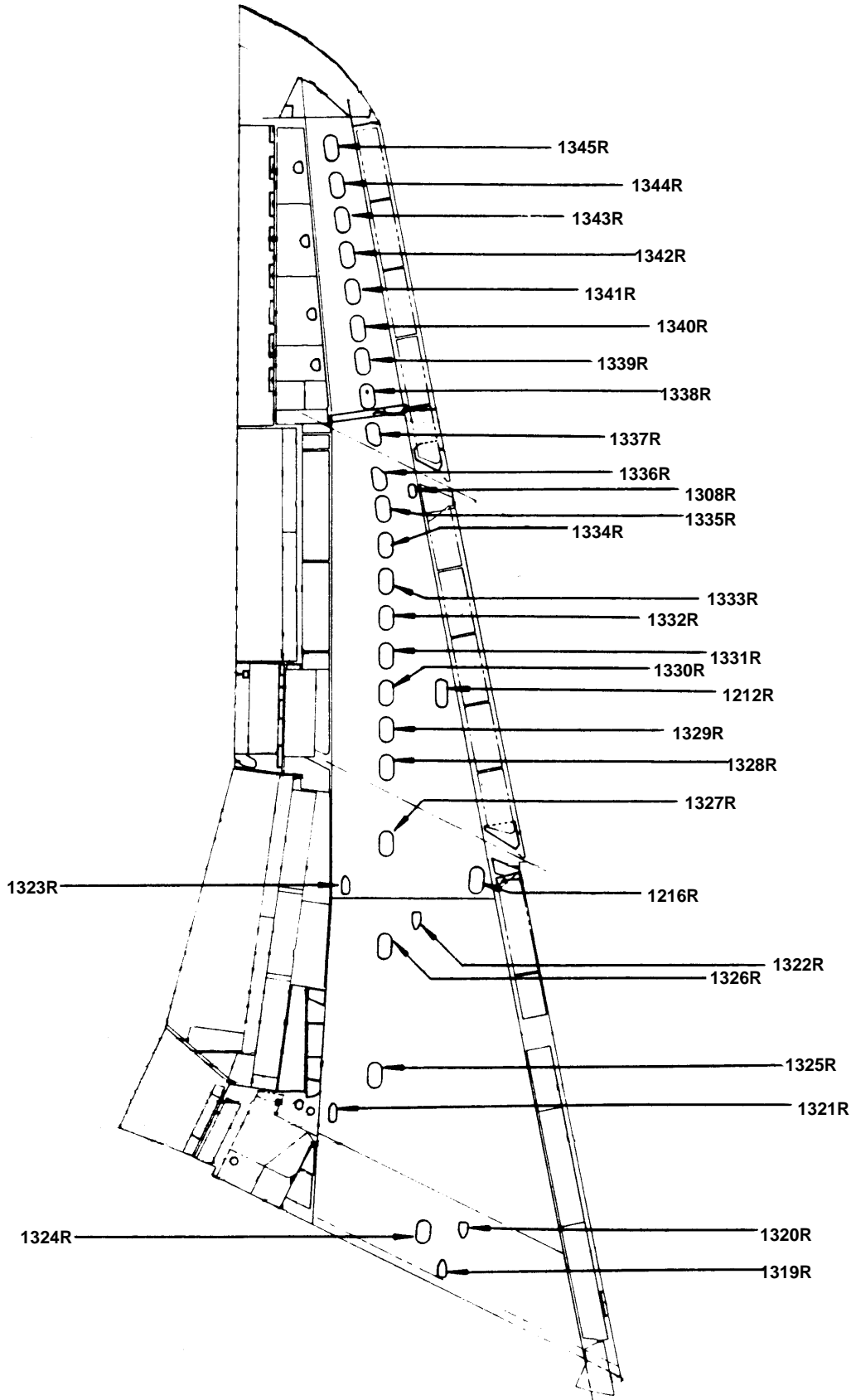
A	B	C	C1	C2	S	S1	S2	DESCRIPTION	PANEL NO	OK TO CLOSE	CLOSE
								FUEL TANK ACCESS PANEL NO.9	1332R		
								FUEL TANK ACCESS PANEL NO.10	1333R		
								FUEL TANK ACCESS PANEL NO.11	1334R		
								FUEL TANK ACCESS PANEL NO.12 (DRIP STICK)	1335R		
								FUEL TANK ACCESS PANEL NO.13	1336R		
								FUEL TANK ACCESS PANEL NO.14	1337R		
								FUEL TANK ACCESS PANEL NO.15	1338R		
								FUEL TANK ACCESS PANEL NO.16	1339R		
								FUEL TANK ACCESS PANEL NO.17	1340R		
								FUEL TANK ACCESS PANEL NO.18	1341R		
								FUEL TANK ACCESS PANEL NO.19	1342R		
								FUEL TANK ACCESS PANEL NO.20 (DRIP STICK)	1343R		
								FUEL TANK ACCESS PANEL NO.21	1344R		
								FUEL TANK ACCESS PANEL NO.22	1345R		

FUEL TANK ACCESS PANELS LEAK CHECK (IF NECESSARY)

CLOSE-RH WING LWR FUEL PANELS

sabena B707	Module: RH WING + FL CTR	A/C Reg :	Check :	 41L2000501 Page 4 of 4
	Oper. : RT-MP LC			
	Type : CLOSE	Issuer : A59513	Cert.St.: 46928	
	Spec. : MECHANIC	Release Date: 31.08.2004		

CLOSE-RH WING LWR FUEL PANELS



MAINT	RII/INSP

CLOSE-RH WING LWR FUEL PANELS