



sabena [®] B707	Module: RH WING + FL CTR	A/C Reg :	Check :	 41L2000502
	Oper. : RT-MP LC	Issuer : A59513	Cert.St.: 46928	
	Type : CLOSE	Spec. : GENERAL	Release Date: 31.08.2004	Page 1 of 4

CLOSE-RH WING UPPER

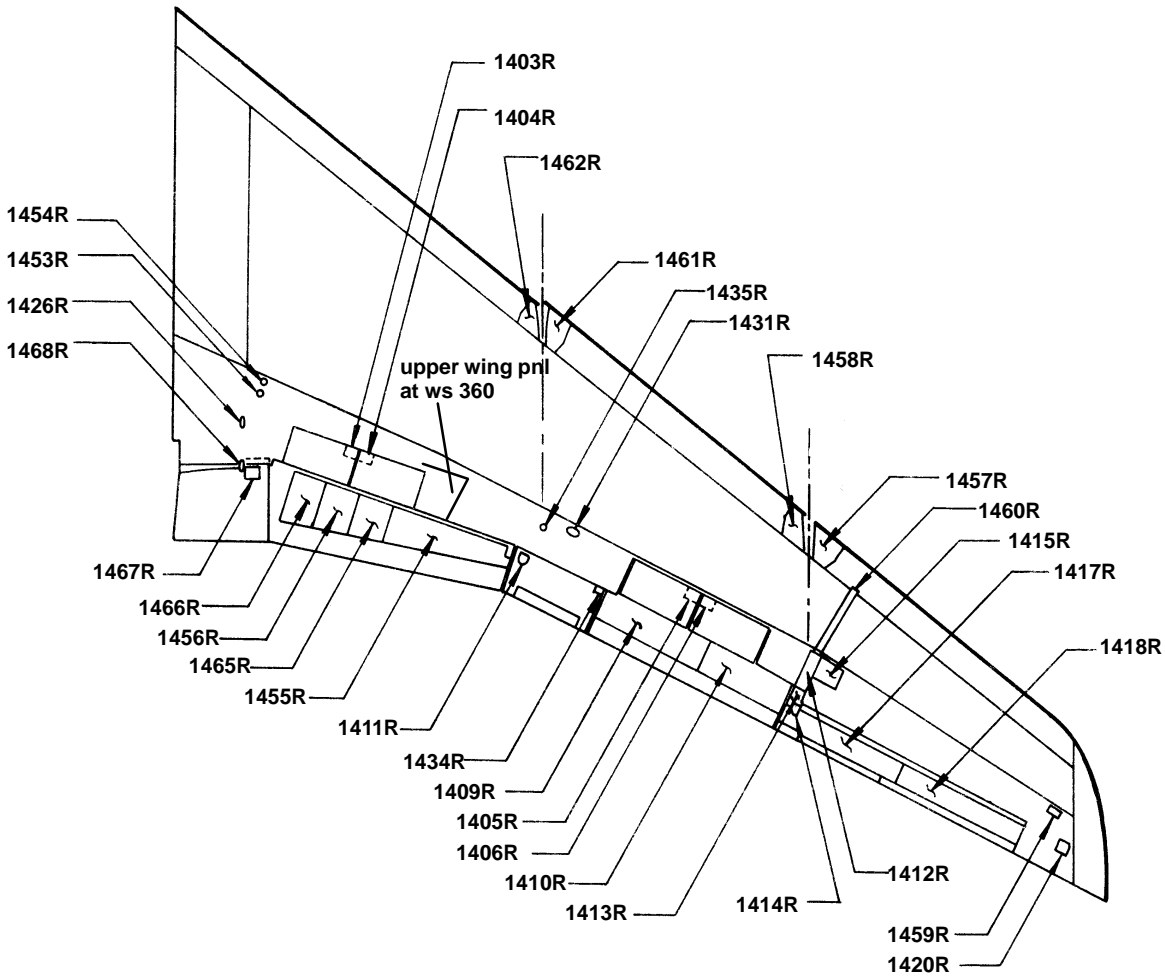
Execution / Start Date:	
End Date:	

MAINT	RII/INSP
--------------	-----------------


sabena B707	Module: RH WING + FL CTR	A/C Reg :	Check :	 41L2000502 Page 2 of 4
	Oper. : RT-MP LC			
	Type : CLOSE	Issuer : A59513	Cert.St.: 46928	
	Spec. : GENERAL	Release Date: 31.08.2004		

CLOSE-RH WING UPPER

					MAINT	RII/INSP
Nr.	Hardtime	Task	Spec.	Related Documents		
1.			GEN			
Check: 1B, B, C, C1						
Zones: 500						
Access:						



RH UPPER WING SURFACE

sabena B707	Module: RH WING + FL CTR	A/C Reg :	Check :	 41L2000502 Page 3 of 4
	Oper. : RT-MP LC			
	Type : CLOSE	Issuer : A59513	Cert.St.: 46928	
	Spec. : GENERAL	Release Date: 31.08.2004		

CLOSE-RH WING UPPER

MAINT RII/INSP

IMPORTANT! Also close all access panels of the lower checks !!!

A	B	C	C1	C2	S	S1	S2	DESCRIPTION	PANEL NO	OK TO CLOSE	CLOSE
								INBD SPOILER ACCESS PANEL	1403R		
								INBD SPOILER ACCESS PANEL	1404R		
								OUTBD SPOILER ACCESS PANEL	1405R		
								OUTBD SPOILER ACCESS PANEL	1406R		
								OUTBD FLAP ACCESS PANEL	1409R		
								OUTBD FLAP ACCESS PANEL	1410R		
								INBD AILERON MAST FAIRING	1411R		
								OUTBD AIL CTRL ACCESS PANEL	1412R		
			X					OUTBD AILERON MAST FAIRING	1413R		
			X					OUTBD AILERON CTRL MAST FAIRING	1414R		
								OUTBD AILERON CTRL ACCESS PANEL	1415R		
								OUTBD AILERON ACCESS PANEL	1417R		
								OUTBD AILERON ACCESS PANEL	1418R		
								WING TIP ACCESS PANEL	1420R		
								UPPER WING PANEL ACCESS DOOR	1426R		
								FWD OF INBD AIL INSPECTION PANEL	1431R		
								INBD AIL SNUBBER ATTACH BOLT ACCESS PANEL	1434R		
								AIL QUADRANT PIN ACCESS PANEL	1435R		
	X	X						LDG GEAR TORQUE BOX ACCESS DOOR	1453R		
	X	X						LDG GEAR TORQUE BOX ACCESS DOOR	1454R		

CLOSE-RH WING UPPER

