



<b>sabena</b> <sup>®</sup> <b>B707</b>	Module: HOR STAB + FL CT	A/C Reg :	Check :	 <b>61F400003</b>
	Oper. : RT-MP LC			
	Type : NDT INSP	Issuer : A59513	Cert.St.: 50516	<b>Page 1 of 3</b>
Spec. : NDT INSP	Release Date: 04.05.2011			

**RH HOR. STAB. CHORD NDT INSPECTION**

Execution / Start Date:	
End Date:	

MAINT	RII/INSP

<b>sabena</b> <b>B707</b>	Module: HOR STAB + FL CT	A/C Reg :	Check :	 <b>61F4000003</b> <b>Page 2 of 3</b>
	Oper. : RT-MP LC			
	Type : NDT INSP	Issuer : A59513	Cert.St.: 50516	
	Spec. : NDT INSP	Release Date: 04.05.2011		

**RH HOR. STAB. CHORD NDT INSPECTION**

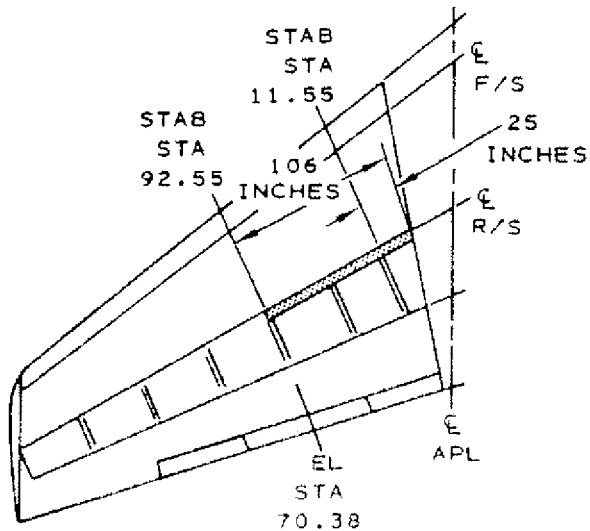
					MAINT	RII/INSP	
Nr.	Hardtime	Task	Spec.	Related Documents			
1.		E4	NDT	MMS-328 551150 01001 rev 25/11/08 SB 707-55-A3515 rev 19/12/2007			
Check: B							
Zones:							
Access:							
NRC YES <input type="radio"/> NO <input type="radio"/>		IF YES, NUMBER(S): .....					

**Special Detailed Inspection of the Upper Chord on the inboard Side of the Rear Spar of the Right Horizontal Stabilizer (STA 13.179 TO 92.55).**

LFEC Inspection for cracks in forward flange of the upper chord of the rear spar along fasteners common to the skin and the upper chord. Inspect from the inboard edge of the inspar skin to 25.5 inches outboard of the inspar skin on the horizontal stabilizer.

Refer to 707, 720 NDT, Part 6, 55-10-07, Figure 1, as an accepted procedure.

**Note :** *If a crack is found DO NOT perform repair per SB A3313. Contact Engineering Department (ESEC) for instructions.*



 INSPECTION AND MODIFICATION AREAS

PLAN VIEW HOR. STAB

**RH HOR. STAB. CHORD NDT INSPECTION**

**RH HOR. STAB. CHORD NDT INSPECTION**

<b>MAINT</b>	<b>RII/INSP</b>
--------------	-----------------

