



sabena [®] B707	Module: HOR STAB + FL CT	A/C Reg :	Check :	 61F400007
	Oper. : RT-MP LC			
	Type : NDT INSP	Issuer : A59513	Cert.St.: 50516	Page 1 of 2
Spec. : NDT INSP	Release Date: 05.05.2011			

RH HOR. STAB. CHORD NDT INSPECTION

Execution / Start Date:	
End Date:	

MAINT	RII/INSP

sabena B707	Module: HOR STAB + FL CT	A/C Reg :	Check :	 61F400007 Page 2 of 2
	Oper. : RT-MP LC			
	Type : NDT INSP	Issuer : A59513	Cert.St.: 50516	
	Spec. : NDT INSP	Release Date: 05.05.2011		

RH HOR. STAB. CHORD NDT INSPECTION

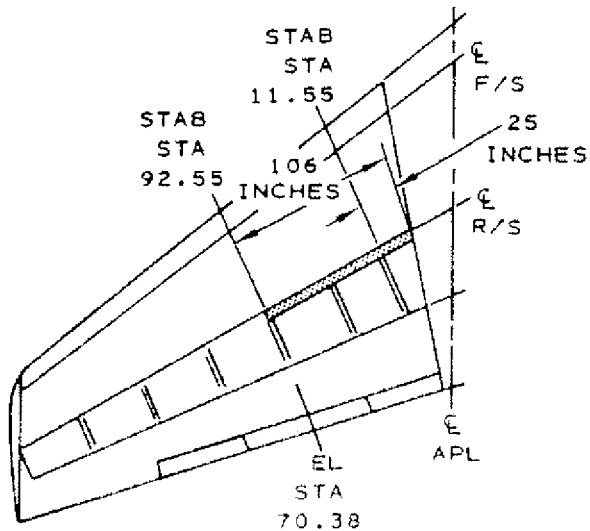
					MAINT	RII/INSP	
Nr.	Hardtime	Task	Spec.	Related Documents			
1.		E4	NDT	MMS-328 551150 01003 rev 30/10/08 SB 707-55-A3515 rev 19/12/2007			
Check: B							
Zones: 392							
Access:							
NRC YES <input type="radio"/> NO <input type="radio"/>		IF YES, NUMBER(S):					

Special detailed inspection of the upper chord on the inboard side of the rear spar of the right horizontal stabilizer (STA 13.179 TO 92.55).

Inspect for cracks in the aft flange of the upper chord of the rear spar along the fasteners common to the skin and the upper chord. Inspect from the inboard edge of the inspar skin to 25.5 inches outboard of the inspar skin on the horizontal stabilizer.

Refer to 707, 720 NDT, Part 6, 55-10-07 Figure 3, as an accepted procedure.

Note : *If a crack is found, DO NOT perform repair per SB A3313. Contact Engineering Department (ESEC) for instructions.*



 INSPECTION AND MODIFICATION AREAS

PLAN VIEW HOR. STAB

RH HOR. STAB. CHORD NDT INSPECTION