



sabena [®] B707	Module: HOR STAB + FL CT	A/C Reg :	Check :	 61F400008
	Oper. : RT-MP LC			
	Type : NDT INSP	Issuer : A59513	Cert.St.: 50516	Page 1 of 3
Spec. : NDT INSP	Release Date: 05.05.2011			

LH HOR. STAB. CHORD NDT INSPECTION

Execution / Start Date:	
End Date:	

MAINT	RII/INSP

sabena B707	Module: HOR STAB + FL CT	A/C Reg :	Check :	 61F400008 Page 2 of 3
	Oper. : RT-MP LC			
	Type : NDT INSP	Issuer : A59513	Cert.St.: 50516	
	Spec. : NDT INSP	Release Date: 05.05.2011		

LH HOR. STAB. CHORD NDT INSPECTION

					MAINT	RII/INSP	
Nr.	Hardtime	Task	Spec.	Related Documents			
1.		E4	NDT	MMS-328 551150 01004 rev 30/10/08 SB 707-55-A3515 rev 19/12/2007			
Check: B							
Zones: 391							
Access:							
NRC YES <input type="radio"/> NO <input type="radio"/>		IF YES, NUMBER(S):					

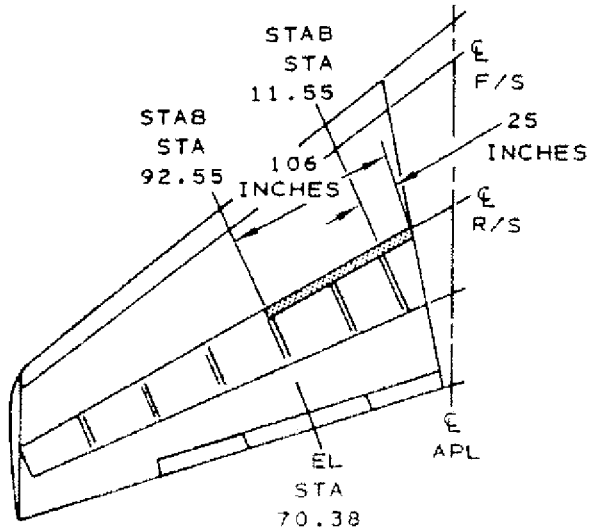
L.F.E.C. Inspection

Special detailed inspection of the upper chord on the inboard side of the rear spar of the left horizontal stabilizer (STA 13.179 TO 92.55).

Inspect for cracks along the forward and aft edges of the exposed upper surface of the upper chord of the rear spar. Inspect from the side of the body outboard to Stabilizer Station 92.55.


Refer to 707, 720 NDT, Part 6, 55-10-07 Figure 7, as an accepted procedure.

Note : *If a crack is found, DO NOT perform repair per SB A3313. Contact Engineering Department (ESEC) for instructions.*



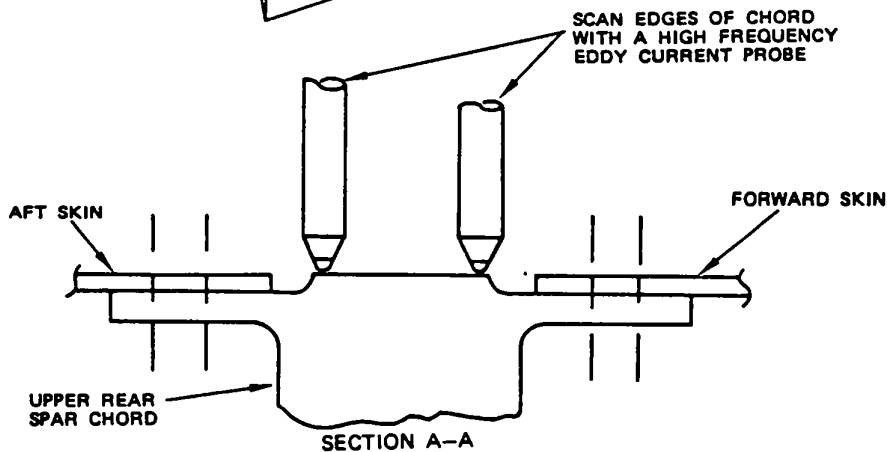
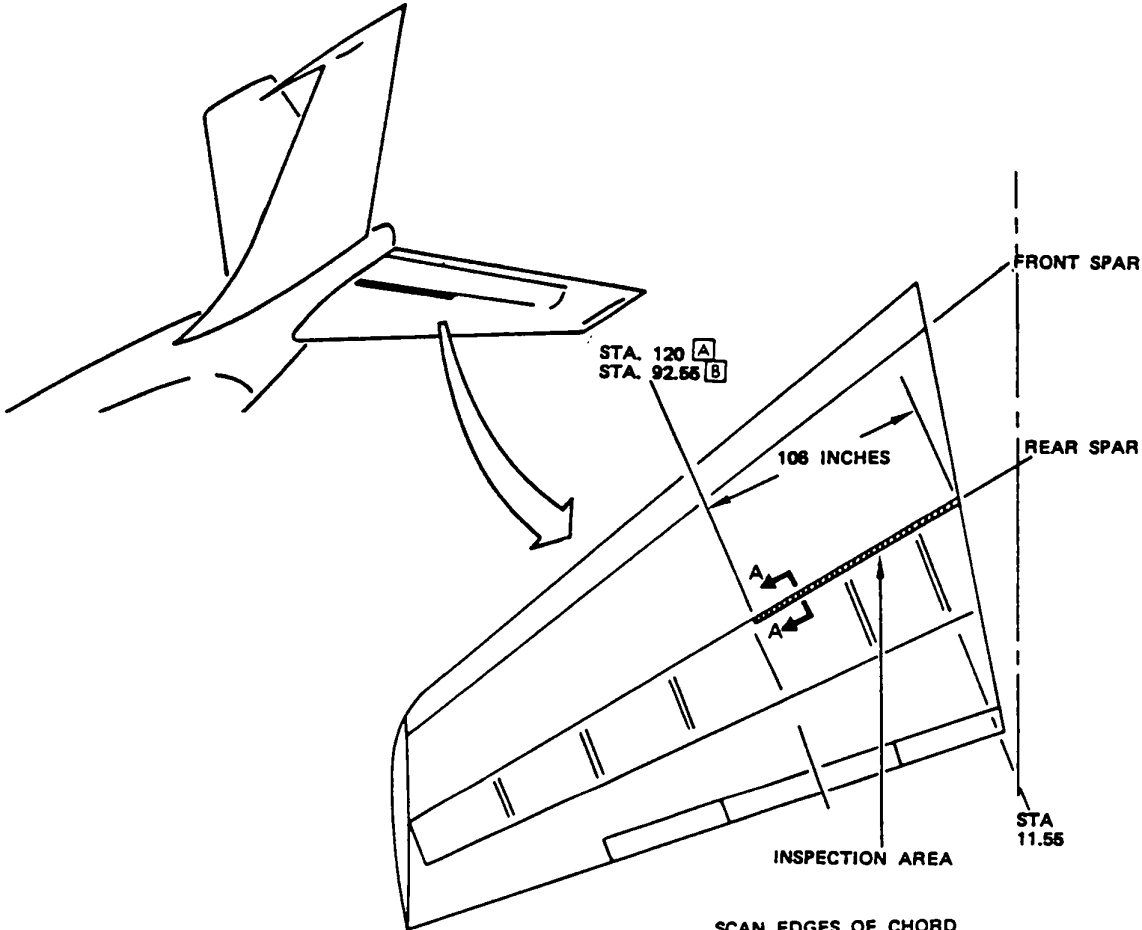
 INSPECTION AND MODIFICATION AREAS

PLAN VIEW HOR. STAB

sabena B707	Module: HOR STAB + FL CT	A/C Reg :	Check :	
	Oper. : RT-MP LC			
	Type : NDT INSP	Issuer : A59513	Cert.St.: 50516	61F400008
	Spec. : NDT INSP	Release Date: 05.05.2011		Page 3 of 3

LH HOR. STAB. CHORD NDT INSPECTION

MAINT	RII/INSP
-------	----------



NOTES

[A] FOR 707-100/200 AND 720 AIRPLANES [B] FOR 707-300/400 SERIES AIRPLANES

HORIZONTAL STABILIZER REAR SPAR UPPER CHORD INSPECTION
DETAIL I

Horizontal Stabilizer Rear Spar Upper Chord