



sabena [®] B707	Module: HOR STAB + FL CT	A/C Reg :	Check :	 61L2000501
	Oper. : RT-MP LC			
	Type : CLOSE	Issuer : A45039	Cert.St.: 24828	Page 1 of 3
Spec. : GENERAL	Release Date: 26.07.2000			

CLOSE-RH UPPER STAB & ELEVATOR

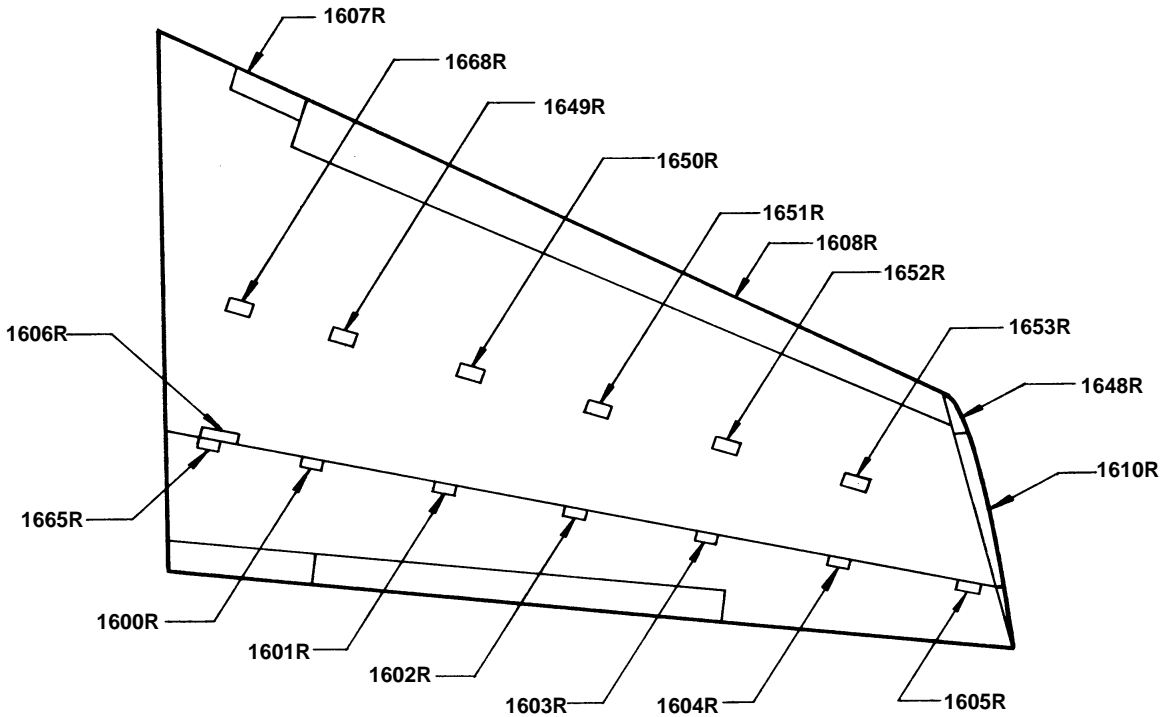
Execution / Start Date:	
End Date:	

MAINT	RII/INSP


sabena B707	Module: HOR STAB + FL CT	A/C Reg :	Check :	 61L2000501 Page 2 of 3
	Oper. : RT-MP LC			
	Type : CLOSE	Issuer : A45039	Cert.St.: 24828	
	Spec. : GENERAL	Release Date: 26.07.2000		

CLOSE-RH UPPER STAB & ELEVATOR

					MAINT	RII/INSP
Nr.	Hardtime	Task	Spec.	Related Documents		
1.			GEN			
Check: C						
Zones:						
Access:						



RH UPPER STABILIZER & ELEVATOR

sabena B707	Module: HOR STAB + FL CT	A/C Reg :	Check :	 61L2000501 Page 3 of 3
	Oper. : RT-MP LC			
	Type : CLOSE	Issuer : A45039	Cert.St.: 24828	
	Spec. : GENERAL	Release Date: 26.07.2000		

CLOSE-RH UPPER STAB & ELEVATOR

MAINT RII/INSP

IMPORTANT! Also close all access panels of the lower checks !!!

A	B	C	C1	C2	S	S1	S2	DESCRIPTION	PANEL NO	OK TO CLOSE	CLOSE
		X						ELEVATOR HINGE ACCESS PANEL	1600R		
		X						ELEVATOR HINGE ACCESS PANEL	1601R		
		X						ELEVATOR HINGE ACCESS PANEL	1602R		
		X						ELEVATOR HINGE ACCESS PANEL	1603R		
		X						ELEVATOR HINGE ACCESS PANEL	1604R		
		X						ELEVATOR HINGE ACCESS PANEL	1605R		
		X						ELEVATOR THRUST HINGE ACCESS PANEL	1606R		
		X						LEADING EDGE INBD ACCESS PANEL	1607R		
		X						LEADING EDGE OUTBD ACCESS PANEL	1608R		
								STAB TIP CAP	1610R		
								STAB TIP L E	1648R		
								INSPECTION PANEL	1649R		
								INSPECTION PANEL	1650R		
								INSPECTION PANEL	1651R		
								INSPECTION PANEL	1652R		
								INSPECTION PANEL	1653R		
		X						ELEVATOR HINGE ACCESS PANEL	1665R		
								INSPECTION PANEL	1668R		

CLOSE-RH UPPER STAB & ELEVATOR