



sabena [®] B707	Module: VERT STAB + FL C	A/C Reg :	Check :	 71L2000500
	Oper. : RT-MP LC			
	Type : CLOSE	Issuer : A45039	Cert.St.: 24828	Page 1 of 4
Spec. : GENERAL	Release Date: 26.07.2000			

CLOSE-LH FIN & RUDDER

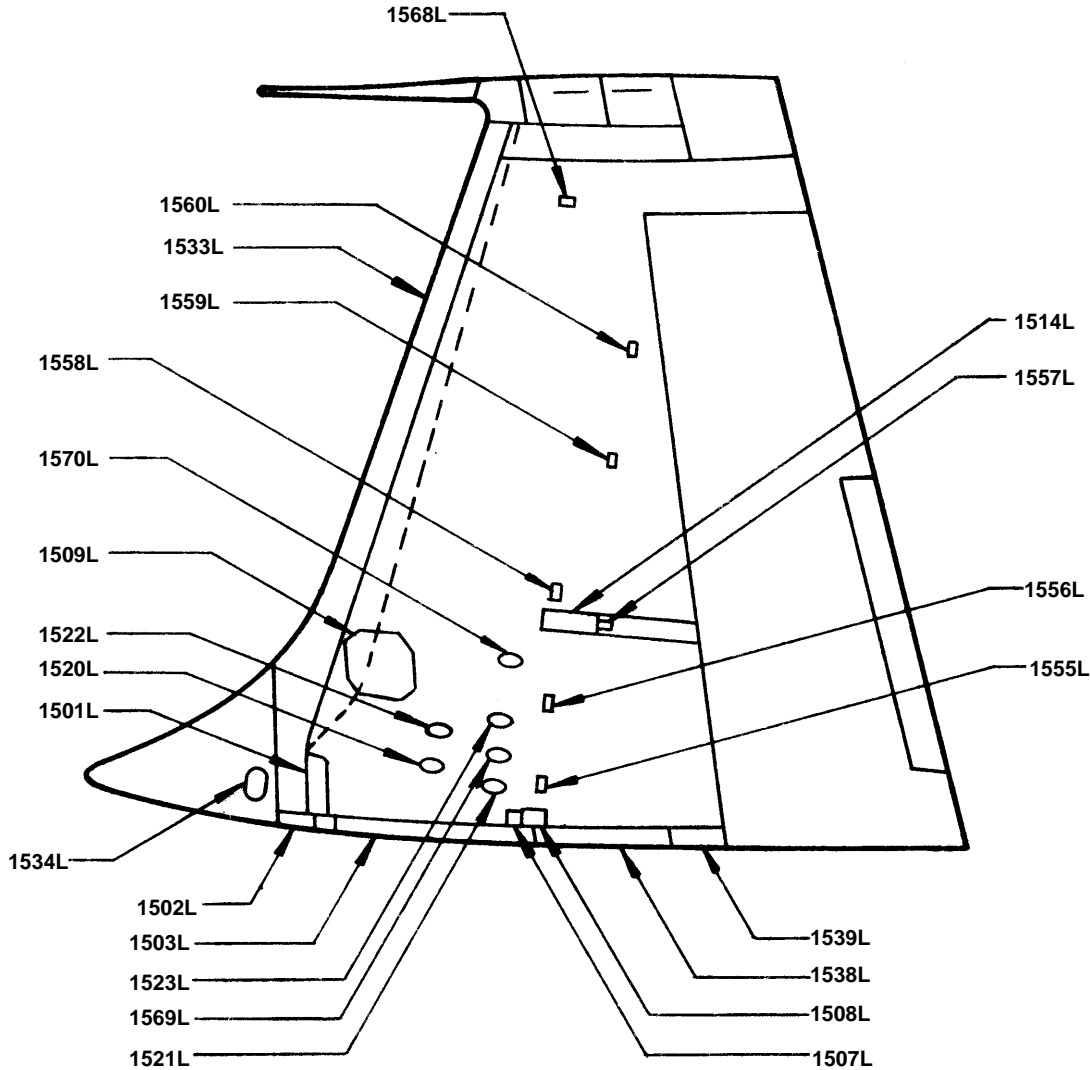
Execution / Start Date:	
End Date:	

MAINT	RII/INSP


sabena B707	Module: VERT STAB + FL C	A/C Reg :	Check :	
	Oper. : RT-MP LC			
	Type : CLOSE	Issuer : A45039	Cert.St.: 24828	71L2000500
	Spec. : GENERAL	Release Date: 26.07.2000		Page 2 of 4

CLOSE-LH FIN & RUDDER

					MAINT	RII/INSP
Nr.	Hardtime	Task	Spec.	Related Documents		
1.			GEN			
Check: C, C1						
Zones:						
Access:						



CLOSE-LH FIN & RUDDER

sabena B707	Module: VERT STAB + FL C	A/C Reg :	Check :	
	Oper. : RT-MP LC			
	Type : CLOSE	Issuer : A45039	Cert.St.: 24828	71L2000500
	Spec. : GENERAL	Release Date: 26.07.2000		Page 3 of 4


CLOSE-LH FIN & RUDDER

MAINT RII/INSP

IMPORTANT! Also close all access panels of the lower checks !!!

A	B	C	C1	C2	S	S1	S2	DESCRIPTION	PANEL NO	OK TO CLOSE	CLOSE
								LWR FAIRING SKIN PANEL	1501L		
		X						FIN TO FUSELAGE FWD FAIRING	1502L		
		X						FIN TO FUSELAGE MID FAIRING	1503L		
								REAR SPAR ACCESS PANEL	1507L		
								REAR SPAR ACCESS PANEL	1508L		
								ANTENNA PANEL	1509L		
			X					LH RUDDER TAB CTRL ACCESS PANEL	1514L		
								FIN INTERSPAR ACCESS PANEL	1520L		
								FIN INTERSPAR ACCESS PANEL	1521L		
								FIN INTERSPAR ACCESS PANEL	1522L		
								FIN INTERSPAR ACCESS PANEL	1523L		
								FIN LEADING EDGE	1533L		
								DORSAL FIN ACCESS PANEL	1534L		
		X	X					FIN TO FUSELAGE AFT FAIRING	1538L		
			X					FIN TO FUSELAGE AFT FAIRING	1539L		
								INSPECTION PANEL	1555L		
								INSPECTION PANEL	1556L		
								INSPECTION PANEL	1557L		
								INSPECTION PANEL	1558L		
								INSPECTION PANEL	1559L		

CLOSE-LH FIN & RUDDER

sabena B707	Module: VERT STAB + FL C	A/C Reg :	Check :	
	Oper. : RT-MP LC			
	Type : CLOSE	Issuer : A45039	Cert.St.: 24828	71L2000500
	Spec. : GENERAL	Release Date: 26.07.2000		Page 4 of 4

CLOSE-LH FIN & RUDDER

MAINT RII/INSP

IMPORTANT! Also close all access panels of the lower checks !!!

A	B	C	C1	C2	S	S1	S2	DESCRIPTION	PANEL NO	OK TO CLOSE	CLOSE
								INSPECTION PANEL	1560L		
									1568L		
									1569L		
									1570L		