



<b>sabena</b> <sup>®</sup> <b>B707</b>	Module: VERT STAB + FL C	A/C Reg :	Check :	 <b>71L2000501</b>
	Oper. : RT-MP LC	Issuer : A45039	Cert.St.: 24828	
	Type : CLOSE	Release Date: 26.07.2000		Page 1 of 5
Spec. : GENERAL				

**CLOSE-RH FIN & RUDDER**

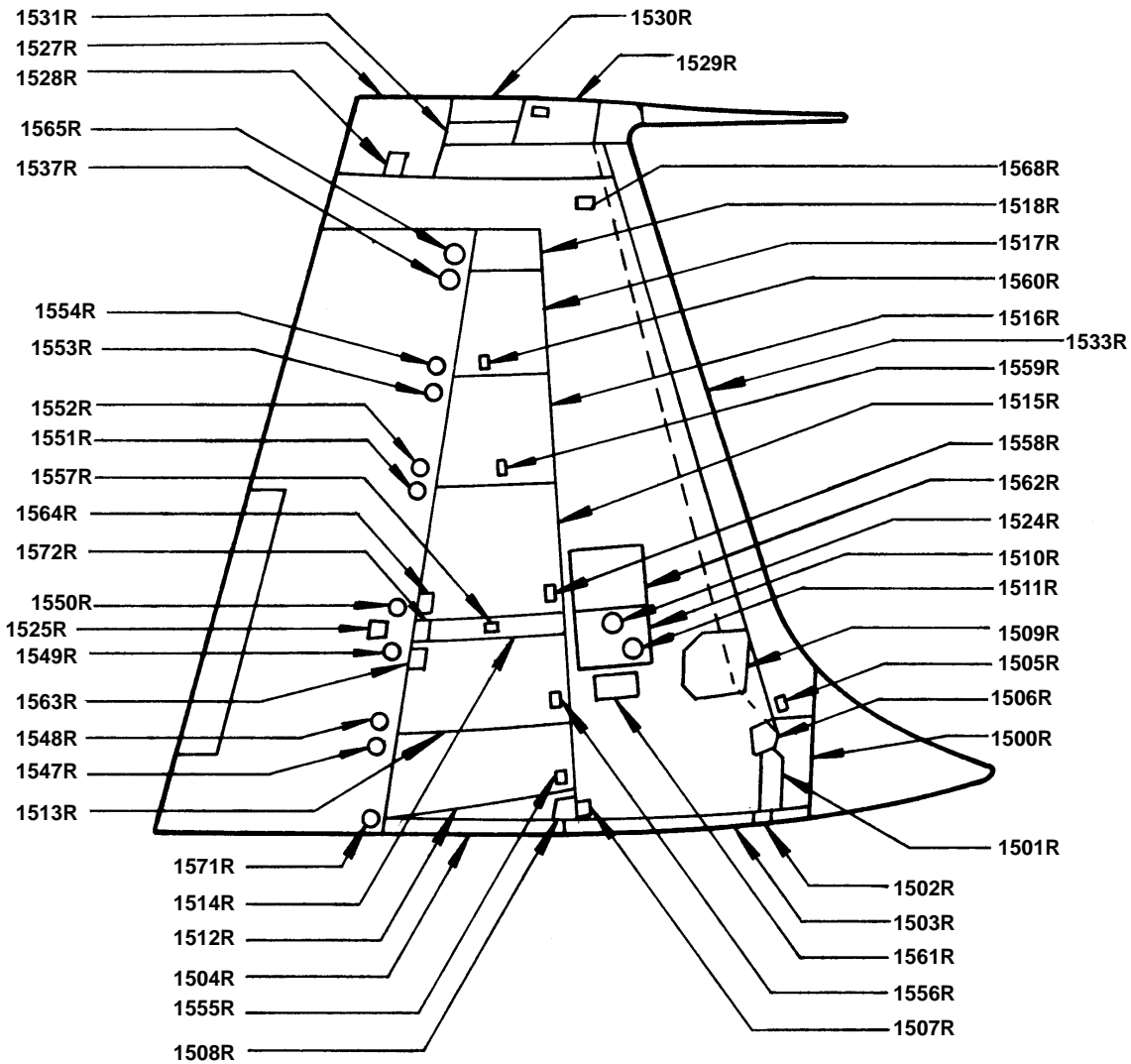
Execution / Start Date:	
End Date:	

MAINT	RII/INSP

<b>sabena</b> <b>B707</b>	Module: VERT STAB + FL C	A/C Reg :	Check :	
	Oper. : RT-MP LC			
	Type : CLOSE	Issuer : A45039	Cert.St.: 24828	71L2000501
	Spec. : GENERAL	Release Date: 26.07.2000		Page 2 of 5


**CLOSE-RH FIN & RUDDER**

					MAINT	RII/INSP
Nr.	Hardtime	Task	Spec.	Related Documents		
1.			GEN			
Check: C, C1						
Zones:						
Access:						



**RH FIN & RUDDER**

**CLOSE-RH FIN & RUDDER**

<b>sabena</b> B707	Module: VERT STAB + FL C	A/C Reg :	Check :	
	Oper. : RT-MP LC			
	Type : CLOSE	Issuer : A45039	Cert.St.: 24828	71L2000501
	Spec. : GENERAL	Release Date: 26.07.2000		Page 3 of 5


**CLOSE-RH FIN & RUDDER**

MAINT RII/INSP

**IMPORTANT! Also close all access panels of the lower checks !!!**

A	B	C	C1	C2	S	S1	S2	DESCRIPTION	PANEL NO	OK TO CLOSE	CLOSE
								SKIN PANEL	1500R		
								LWR FAIRING SKIN PANEL	1501R		
		X						FIN TO FUSELAGE FWD FAIRING	1502R		
		X						FIN TO FUSELAGE MID FAIRING	1503R		
								FIN TO FUSELAGE AFT FAIRING	1504R		
								FIN LE EDGE ACCESS PANEL	1505R		
								FRONT SPAR ACCESS PANEL	1506R		
								REAR SPAR ACCESS PANEL	1507R		
								REAR SPAR ACCESS PANEL	1508R		
								ANTENNA PANEL	1509R		
			X					RUDDER TAB CTRL QUADRANT ACCESS PANEL	1510R		
								ON 1510 RUD CTRL QUADRANT ACCESS PANEL	1511R		
			X					RUDDER BALANCE BAY ACCESS PANEL	1512R		
			X					RUDDER BALANCE BAY ACCESS PANEL	1513R		
		X	X					RH RUDDER TAB CTRL ACCESS PANEL	1514R		
			X					RUDDER BALANCE BAY ACCESS PANEL	1515R		
								RUDDER BALANCE BAY ACCESS PANEL	1516R		
								RUDDER BALANCE BAY ACCESS PANEL	1517R		
		X						RUDDER HINGE SKIN PANEL	1518R		
								RUDDER CTRL QUADRANT ACCESS PANEL	1524R		

**CLOSE-RH FIN & RUDDER**

<b>sabena</b> B707	Module: VERT STAB + FL C	A/C Reg :	Check :	
	Oper. : RT-MP LC			
	Type : CLOSE	Issuer : A45039	Cert.St.: 24828	71L2000501
	Spec. : GENERAL	Release Date: 26.07.2000		Page 4 of 5

**CLOSE-RH FIN & RUDDER**

MAINT RII/INSP

**IMPORTANT! Also close all access panels of the lower checks !!!**

A	B	C	C1	C2	S	S1	S2	DESCRIPTION	PANEL NO	OK TO CLOSE	CLOSE
			X					RUDDER CTRL TAB ROD & BELL CRANK ACCESS	1525R		
								LORAN ANTENNA ACCESS PANEL	1527R		
								LORAN DISCONNECT ACCESS PANEL	1528R		
								FIN TIP LIGHTNING ARRESTER ACCESS PANEL	1529R		
								HF ANTENNA COUPLER ACCESS DOOR	1530R		
								HF ANTENNA COUPLER ACCESS DOOR	1531R		
								INSPECTION PANEL	1537R		
								INSPECTION PANEL	1547R		
								INSPECTION PANEL	1548R		
								INSPECTION PANEL	1549R		
								INSPECTION PANEL	1550R		
								INSPECTION PANEL	1551R		
								INSPECTION PANEL	1552R		
								INSPECTION PANEL	1553R		
								INSPECTION PANEL	1554R		
								INSPECTION PANEL	1555R		
								INSPECTION PANEL	1556R		
								INSPECTION PANEL	1557R		
								INSPECTION PANEL	1558R		
								INSPECTION PANEL	1559R		

**CLOSE-RH FIN & RUDDER**

