



sabena [®] B707	Module: CABIN + WINDOWS	A/C Reg :	Check :	 91H1000501
	Oper. : RT-MP LC			
	Type : SERVICING	Issuer : A43710	Cert.St.: 24828	Page 1 of 3
Spec. : MECHANIC	Release Date: 15.10.2001			

GALLEY & LAV VENT MUFFLER CLEAN

Execution / Start Date:	
End Date:	


MAINT	RII/INSP

sabena B707	Module: CABIN + WINDOWS	A/C Reg :	Check :	
	Oper. : RT-MP LC			
	Type : SERVICING	Issuer : A43710	Cert.St.: 24828	91H1000501
Spec. : MECHANIC	Release Date: 15.10.2001		Page 2 of 3	

GALLEY & LAV VENT MUFFLER CLEAN

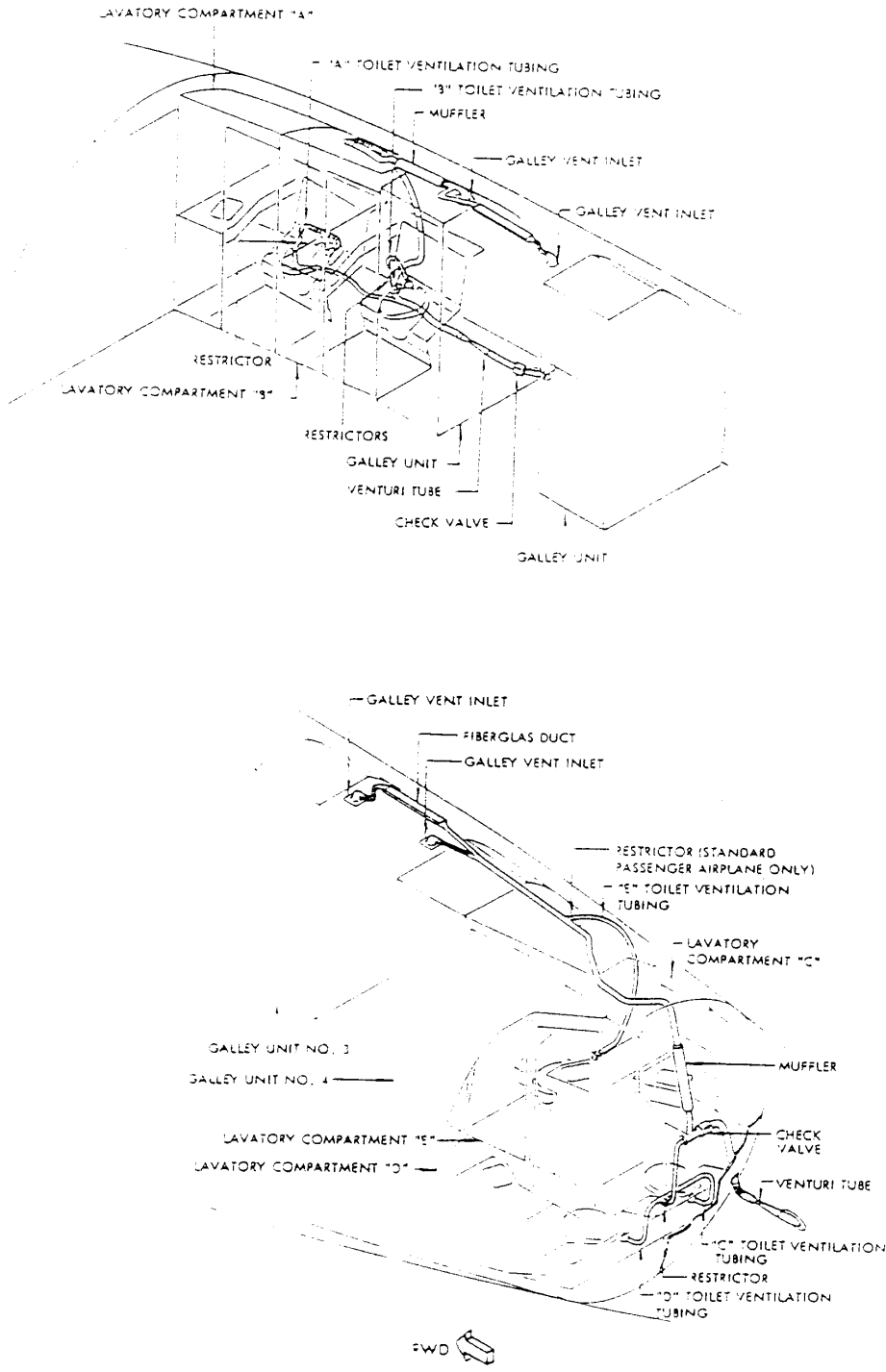
					MAINT	RII/INSP
Nr.	Hardtime	Task	Spec.	Related Documents		
1.		E3 S	MEC	MMS-328 383006 00100 rev 15/05/01		
Check: C						
Zones: 227, 228, 229						
Access:						
<p><u>GALLEY AND LAVATORY VENTILLATION MUFFLER CLEANING.</u></p> <ol style="list-style-type: none"> 1. Remove lining. 2. Clean the galley and lavatory ventillation mufflers. <ul style="list-style-type: none"> - FWD muffler. - AFT muffler. 3. After cleaning, install removed lining. 						

GALLEY & LAV VENT MUFFLER CLEAN

sabena B707	Module: CABIN + WINDOWS	A/C Reg :	Check :	
	Oper. : RT-MP LC			
	Type : SERVICING	Issuer : A43710	Cert.St.: 24828	91H1000501
	Spec. : MECHANIC	Release Date: 15.10.2001		Page 3 of 3

GALLEY & LAV VENT MUFFLER CLEAN

MAINT RII/INSP



GALLEY & LAV VENT MUFFLER CLEAN