


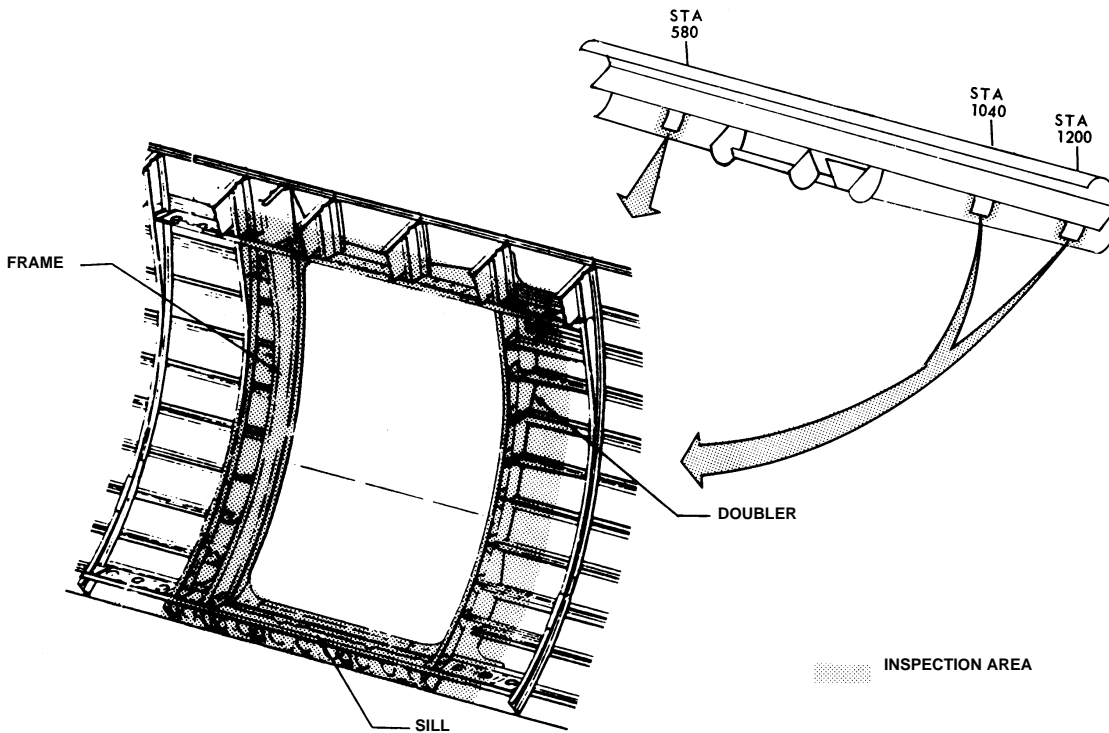
sabena B707	Module: MAIN CARGO CMPT	A/C Reg :	Check :	 A1F3000504 Page 2 of 4
	Oper. : RT-MP LC	Issuer : A43710	Cert.St.: 24828	
	Type : STRUCT-INSP	Release Date: 03.10.2001		
Spec. : MECH. INSP				

AD 85-12-01 BULK CARGO DOOR CUTOUT INSP


					MAINT	RII/INSP
Nr.	Hardtime	Task	Spec.	Related Documents		
1.	51161 CYC	E3	INS	AD 85-12-01 R1 rev 5439 MMS-328 530180 02030 rev 15/05/01 SB 53-3300 rev . SSID 53-A45-08/A rev .		
Check:						
Zones: 115						
Access:						

BULK CARGO DOOR CUTOUT INSPECTION.

Close visual external inspection of the fwd frame for cracks in fuselage framing, skin, sill, door stop support fittings and doubler around door cutout. Pay particular attention to the cutouts exposed edge and doubler attach fastener areas surrounding the cutout.



FUSELAGE LOWER CARGO COMPARTMENT CUTOUT INSPECTION

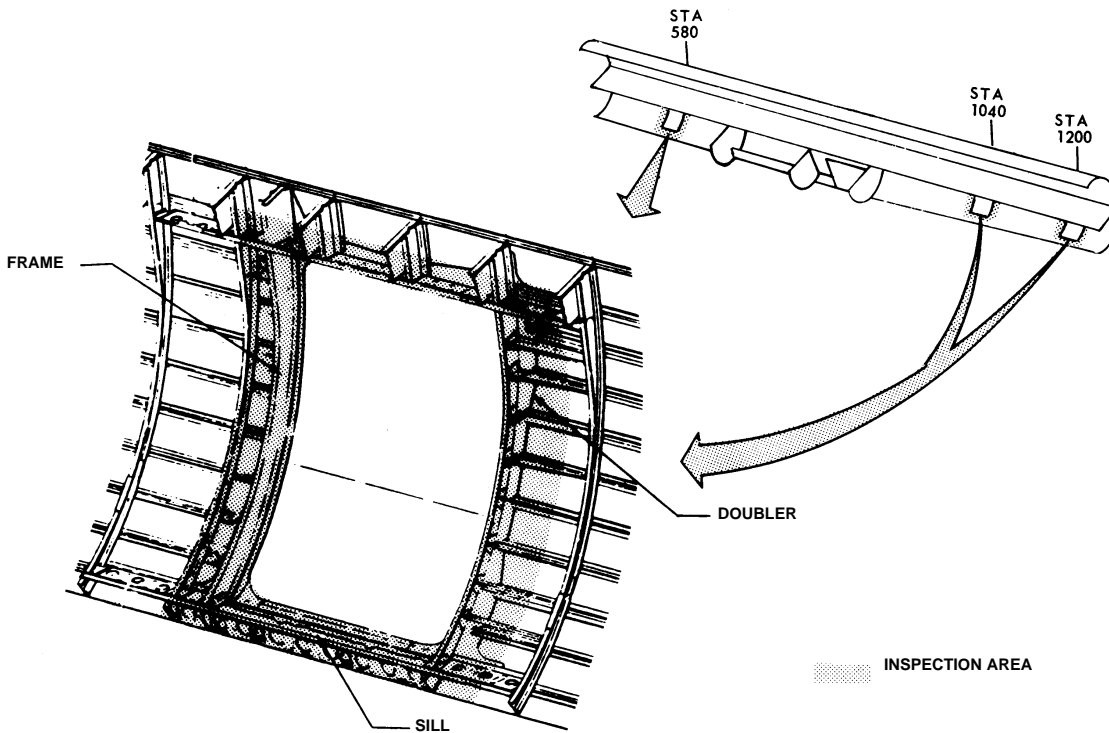
sabena B707	Module: MAIN CARGO CMPT	A/C Reg :	Check :	 A1F3000504
	Oper. : RT-MP LC	Issuer : A43710	Cert.St.: 24828	
	Type : STRUCT-INSP	Release Date: 03.10.2001	Page 3 of 4	
Spec. : MECH. INSP				

AD 85-12-01 BULK CARGO DOOR CUTOUT INSP


					MAINT	RII/INSP
Nr.	Hardtime	Task	Spec.	Related Documents		
2.	50872 CYC	E3	INS	AD 85-12-01 rev . MMS-328 530180 02030 rev 150195 SB 53-3300 rev . SSID 53-A45-08/A rev .		
Check:						
Zones: 115						
Access:						

BULK CARGO DOOR CUTOUT INSPECTION.

Close visual external inspection of the fwd frame for cracks in fuselage framing, skin, sill, door stop support fittings and doubler around door cutout. Pay particular attention to the cutouts exposed edge and doubler attach fastener areas surrounding the cutout.



FUSELAGE LOWER CARGO COMPARTMENT CUTOUT INSPECTION

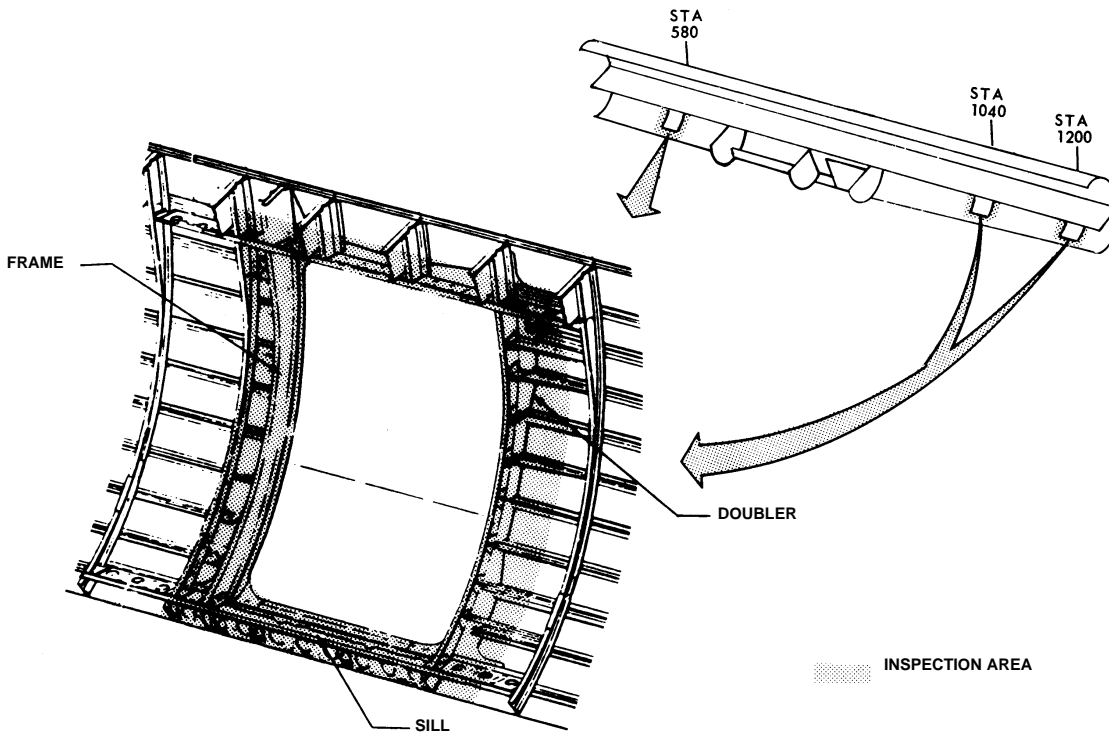
sabena B707	Module: MAIN CARGO CMPT	A/C Reg :	Check :	 A1F3000504
	Oper. : RT-MP LC	Issuer : A43710	Cert.St.: 24828	
	Type : STRUCT-INSP	Release Date: 03.10.2001	Page 4 of 4	
Spec. : MECH. INSP				

AD 85-12-01 BULK CARGO DOOR CUTOUT INSP

					MAINT	RII/INSP
Nr.	Hardtime	Task	Spec.	Related Documents		
3.	49845 CYC	E3	INS	AD 85-12-01 rev . MMS-328 530180 02030 rev 150195 SB 53-3300 rev . SSID 53-A45-08/A rev .		
Check:						
Zones: 115						
Access:						

BULK CARGO DOOR CUTOUT INSPECTION.

Close visual external inspection of the fwd frame for cracks in fuselage framing, skin, sill, door stop support fittings and doubler around door cutout. Pay particular attention to the cutouts exposed edge and doubler attach fastener areas surrounding the cutout.



FUSELAGE LOWER CARGO COMPARTMENT CUTOUT INSPECTION