



<b>sabena</b> <sup>®</sup> <b>B707</b>	Module: CABIN DOORS	A/C Reg :	Check :	 <b>C1F1000503</b>
	Oper. : RT-MP LC			
	Type : REI-INSP	Issuer : A43710	Cert.St.: 24828	<b>Page 1 of 2</b>
Spec. : ELECTRICIAN	Release Date: 15.10.2001			

**AFT GALLEY DOOR WARN SW INSP**

		MAINT	RII/INSP
Execution / Start Date:			
End Date:			

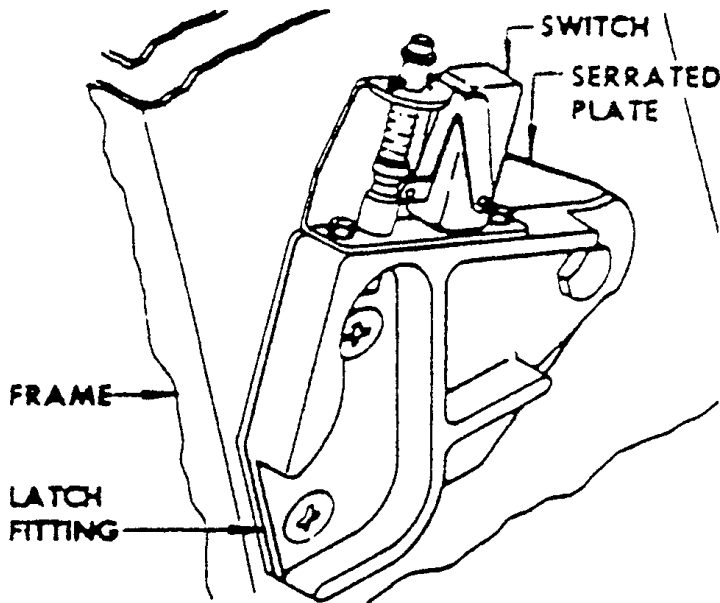
<b>sabena</b> B707	Module: CABIN DOORS	A/C Reg :	Check :	 <b>C1F1000503</b>
	Oper. : RT-MP LC	Issuer : A43710	Cert.St.: 24828	
	Type : REI-INSP	Release Date: 15.10.2001	<b>Page 2 of 2</b>	
Spec. : ELECTRICIAN				

**AFT GALLEY DOOR WARN SW INSP**

					MAINT	RII/INSP
Nr.	Hardtime	Task	Spec.	Related Documents		
1.		E3 I1 W1	REI	MMS-328 527010 02040 rev 15/05/01		
Check: C						
Zones: 246						
Access:						

**AFT GALLEY DOOR WARNING SWITCH INSTALLATION INSPECTION.**

1. Remove cover above door warning switch.
2. Detailed visual inspection for condition obvious defects and security of installation of the microswitches, pins, plungers, brackets, clamp and associated wiring of the aft galley door.
3. Reinstall cover above switch.



**TYPICAL ENTRY, GALLEY AND CARGO DOOR SWITCH**