


<b>sabena</b> <b>B707</b>	Module: AIRCO BAYS + DOO	A/C Reg :	Check :	 <b>E1H1000500</b>
	Oper. : RT-MP LC			
	Type : SERVICING	Issuer : A43710	Cert.St.: 24828	<b>Page 1 of 2</b>
Spec. : MECHANIC	Release Date: 16.10.2001			


**WATER SEP SCREEN & BAG CHECK & CLEAN**

			<b>MAINT</b>	<b>RII/INSP</b>
Execution / Start Date:				
End Date:				

Pos	Mat. Type	P/N	IDN	Description	Qty	Unit
1	CONSUM	22D10	125631	BAG	2.00	EA

--	--	--	--	--	--	--

**WATER SEP SCREEN & BAG CHECK & CLEAN**

<b>sabena</b> B707	Module: AIRCO BAYS + DOO	A/C Reg :	Check :	 <b>E1H1000500</b>
	Oper. : RT-MP LC			
	Type : SERVICING	Issuer : A43710	Cert.St.: 24828	<b>Page 2 of 2</b>
Spec. : MECHANIC	Release Date: 16.10.2001			

**WATER SEP SCREEN & BAG CHECK & CLEAN**

					MAINT	RII/INSP
Nr.	Hardtime	Task	Spec.	Related Documents		
1.		S	MEC	MMS-328 215003 00100 rev 15/05/01		
<b>Check: C</b>						
<b>Zones: 133, 134</b>						
<b>Access: 1124 L, 1124 R</b>						

**WATER SEPARATOR LH & RH.**

1. Remove water separator check screen and clean.

LH SIDE

RH SIDE

2. Replace bag.

LH SIDE

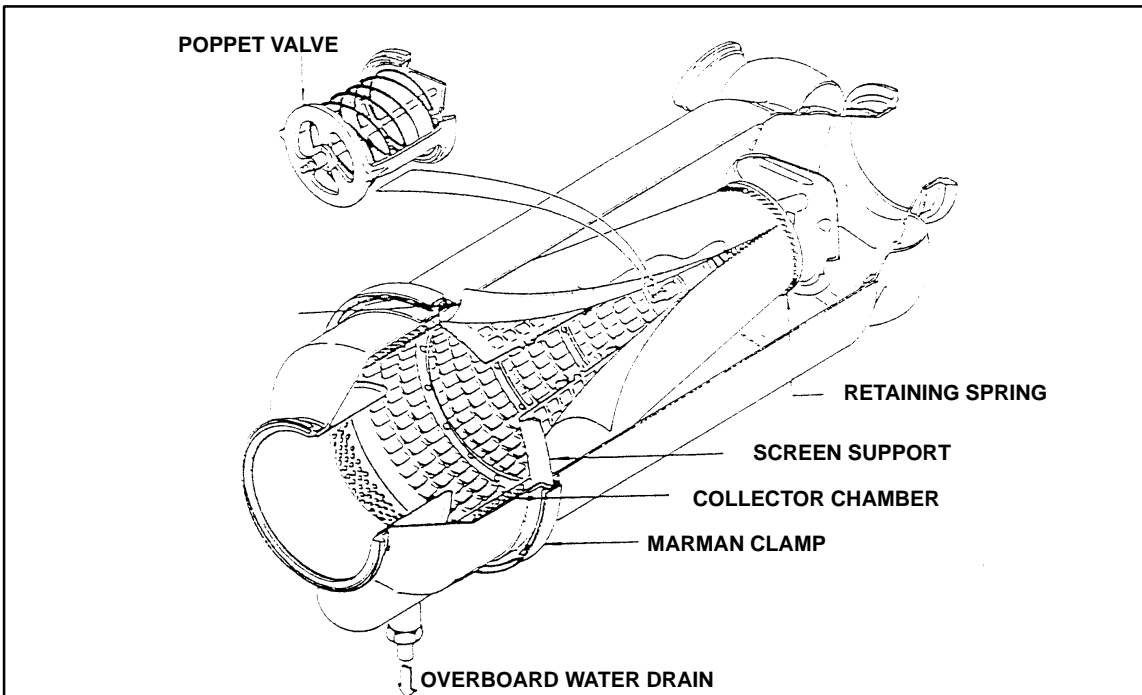
RH SIDE

3. Reinstall water separator.

LH SIDE

RH SIDE

4. Check for leaks. LH & RH SIDE.



**WATER SEP SCREEN & BAG CHECK & CLEAN**