



sabena B707	Module: MLG WW + DOORS	A/C Reg :	Check :	
	Oper. : RT-MP LC			
	Type : SERVICING	Issuer : A43710	Cert.St.: 24828	11H1000507
Spec. : MECHANIC	Release Date: 16.10.2001		Page 1 of 3	

AUX HYD SYST 1 PRESS FILTER REPL

Execution / Start Date:	
End Date:	

MAINT **RII/INSP**

Pos	Mat. Type	P/N	IDN	Description	Qty	Unit
1	CONSUM	MS28782-12	008433	BACKUP RING	2.00	EA
1	CONSUM	MS28783-1	863192	BACKUP RINR	2.00	EA
1	CONSUM	7509127	123980	FILTER	1.00	EA
1	CONSUM	NAS1611-114	024606	PACKING	1.00	EA
1	CONSUM	NAS1611-223	026398	PACKING	1.00	EA
1	TOOL	L-458A		TORQUEMETER	1.00	EA

sabena B707	Module: MLG WW + DOORS	A/C Reg :	Check :	
	Oper. : RT-MP LC			
	Type : SERVICING	Issuer : A43710	Cert.St.: 24828	11H1000507
	Spec. : MECHANIC	Release Date: 16.10.2001		Page 2 of 3


AUX HYD SYST 1 PRESS FILTER REPL

					MAINT	RII/INSP
Nr.	Hardtime	Task	Spec.	Related Documents		
1.		E3 S	MEC	MMS-328 292002 00101 rev 15/05/01		
Check: C						
Zones: 135						
Access: 1346L						

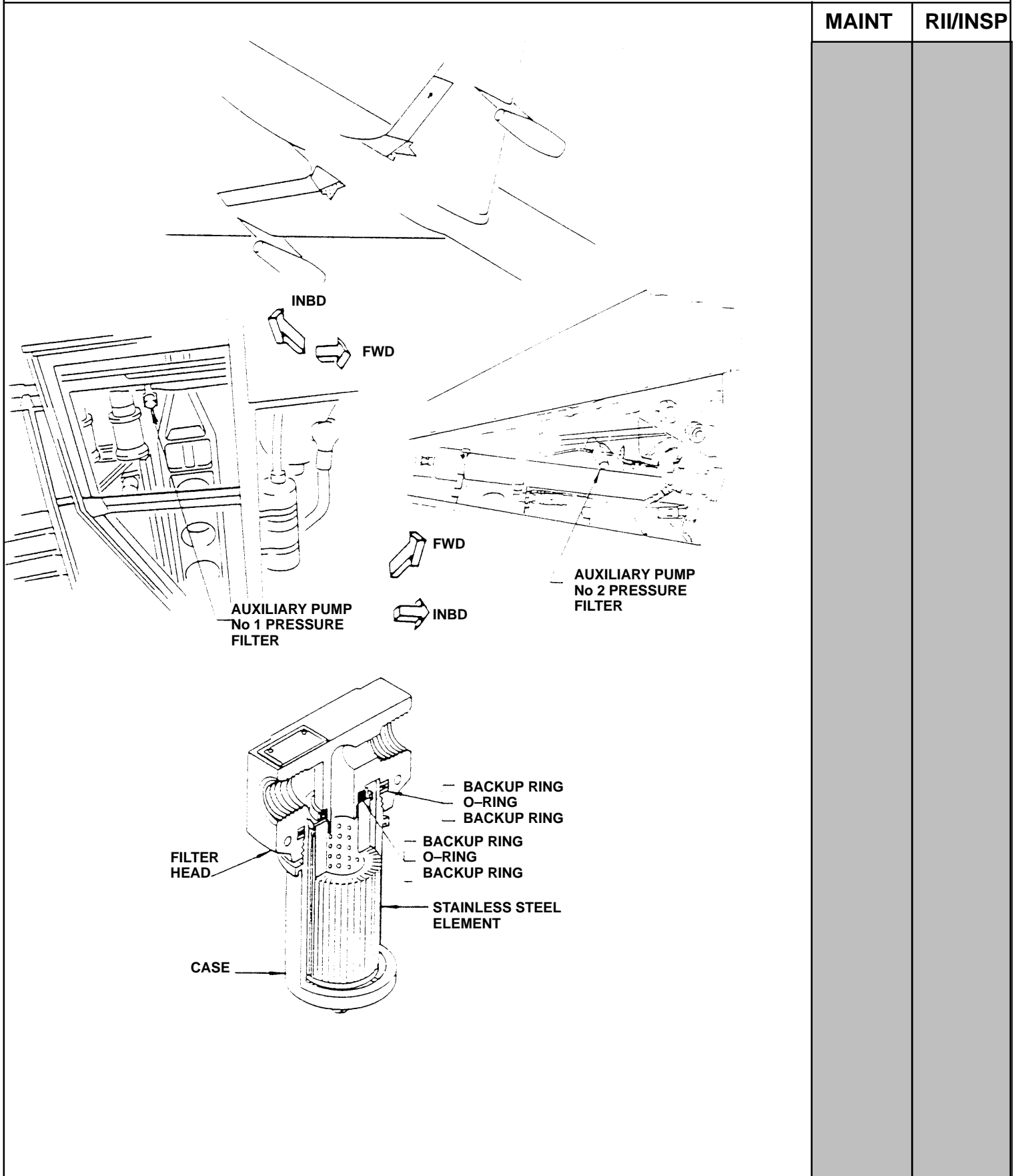
AUXILIARY HYDRAULIC SYSTEM 1 PRESSURE FILTER ELEMENT REPLACEMENT.

Replace in LH MAIN WHEEL WELL the pressure filter element of the auxiliary hydraulic system 1.

1. Depressurize AUXILIARY hydraulic system by cycling rudder pedals until rudder no longer respond hydraulically.
2. Deprssurize utility reservoir.
3. Unscrew filter case with filter element.
4. Remove element and clean the case.
5. Insert new element in case and install new packings & backup rings, screw filter case with element into filter head and torque case to 150 pound-inches and secure with lockwire.
6. Electrical power "ON" , set AUXILIARY HYDRAULIC pump sw. to "ON". Operate pump for 5 min. and check for leaks.

sabena B707	Module: MLG WW + DOORS	A/C Reg :	Check :	 11H1000507
	Oper. : RT-MP LC	Issuer : A43710	Cert.St.: 24828	
	Type : SERVICING	Release Date: 16.10.2001	Page 3 of 3	
Spec. : MECHANIC				

AUX HYD SYST 1 PRESS FILTER REPL



MAINT	RII/INSP