



sabena B707	Module: MLG WW + DOORS	A/C Reg :	Check :	
	Oper. : RT-MP LC			
	Type : SERVICING	Issuer : A59513	Cert.St.: 50516	11H1000509
Spec. : MECHANIC	Release Date: 19.05.2010		Page 1 of 2	

LH MLG SERV

Execution / Start Date:	
End Date:	

MAINT **RII/INSP**

Pos	Mat. Type	P/N	IDN	Description	Qty	Unit
1	FL & CH	MIL-H-6083D		CASTROL AERO 25	0.00	

sabena B707	Module: MLG WW + DOORS	A/C Reg :	Check :	 11H1000509 Page 2 of 2
	Oper. : RT-MP LC	Issuer : A59513	Cert.St.: 50516	
	Type : SERVICING	Release Date: 19.05.2010		
Spec. : MECHANIC				

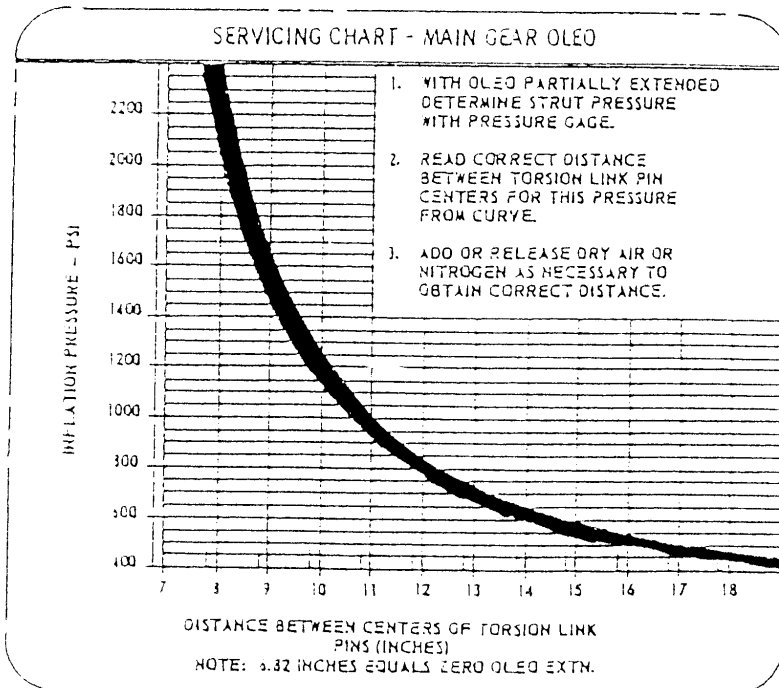
LH MLG SERV

					MAINT	RII/INSP	
Nr.	Hardtime	Task	Spec.	Related Documents			
1.		S	MEC	MMS-328 321006 00101 rev 15/05/01			
Check: C							
Zones: 135							
Access:							
NRC YES <input type="radio"/> NO <input type="radio"/>		IF YES, NUMBER(S):					

CONDITION: A/C ON GROUND

LH MLG SHOCK STRUT: FLUID LEVEL CHECK.

1. Deflate shock strut through air valve.
2. Remove air valve from shock strut.
3. Fill shock strut with full formulated shock strut oil until fluid runs over.
NOTE: If oil servicing of shock strut is required, put to level with shock strut oil CASTROL AERO 25.
4. Replace air valve.
5. Inflate shock strut with clean dry air per placard in left main wheel well.



**Main Gear Shock Strut Inflation
Figure 203**