


sabena B707	Module: ENGINE 4	A/C Reg :	Check :	
	Oper. : RT-MP LC			
	Type : MODIF	Issuer : A43710	Cert.St.: 46928	Q1G2000500
Spec. : ELECTRICIAN	Release Date: 20.02.2002		Page 1 of 6	


SB a3505 ENG 4 BONDING FUEL FEED FITTING & WING FRONT SPAR

			MAINT	RII/INSP
Execution / Start Date:				
End Date:				

Pos	Mat. Type	P/N	IDN	Description	Qty	Unit
1	CONSUM	ALODINE 600		COATING	0.00	
1	CONSUM	BMS5-26	893809	SEALANT	0.00	

--	--	--	--	--	--	--

SB a3505 ENG 4 BONDING FUEL FEED FITTING & WING FRONT SPAR

sabena B707	Module: ENGINE 4	A/C Reg :	Check :	 Q1G2000500 Page 2 of 6
	Oper. : RT-MP LC			
	Type : MODIF	Issuer : A43710	Cert.St.: 46928	
	Spec. : ELECTRICIAN	Release Date: 20.02.2002		

SB a3505 ENG 4 BONDING FUEL FEED FITTING & WING FRONT SPAR

					MAINT	RII/INSP
Nr.	Hardtime	Task	Spec.	Related Documents		
1.			REI	SB 26-A3505 rev 01NOV2001		
Check:						
Zones:						
Access:						

A. CONDITIONS:

- a) Start levers ==> CUTOFF pos.
- b) All eng fuel S/O vlv's ==> CLOSED.
- c) All fuel pump circuit breakers ==> PULLED.

B. PROCEDURE:

1. Remove. (see fig 01 & 02).

- a) Remove & keep :
 - Engine fuel feed tube (1).
 - Upper strut fuel feed tube (2).
 - Nut, washer & bulkhead fitting (3).
 - Clean with solvent inner & outer surfaces on wing front spar
 - Clean with grip abrasive (finer) inner & outer surfaces on wing front spar.

CAUTION: KEEP THE BARE METAL SURFACES EXPOSURE TIME TO A MINIMUM. IF THE BARE METAL SURFACES EXPOSURE TIME IS MORE THAN APPROX 4 HOURS, RUB THE BARE METAL SURFACES LIGHTLY AGAIN BEFORE APPLYING THE CONVERSION COATING.

2. Installation.

- a) Apply Alodine 600 to the areas on both sides of the front spar that were prepared above.

DT NUMBER


NOTE: Use only Alodine 600. Alodine 600 is electrically conductive.

- b) Install bulkhead fitting, washer & nut (3). Torque to 855 – 945 inch pounds.
- c) Measure bonding resistance between fitting & front spar web. The electrical resistance is to be less than 0.5 milliohm (0.0005 ohm).
- d) Install Upper strut fuel feed tube & engine fuel feed tube.

3. Apply sealant.


Apply mastic 1440 A2

Apply mastic 1440 B2

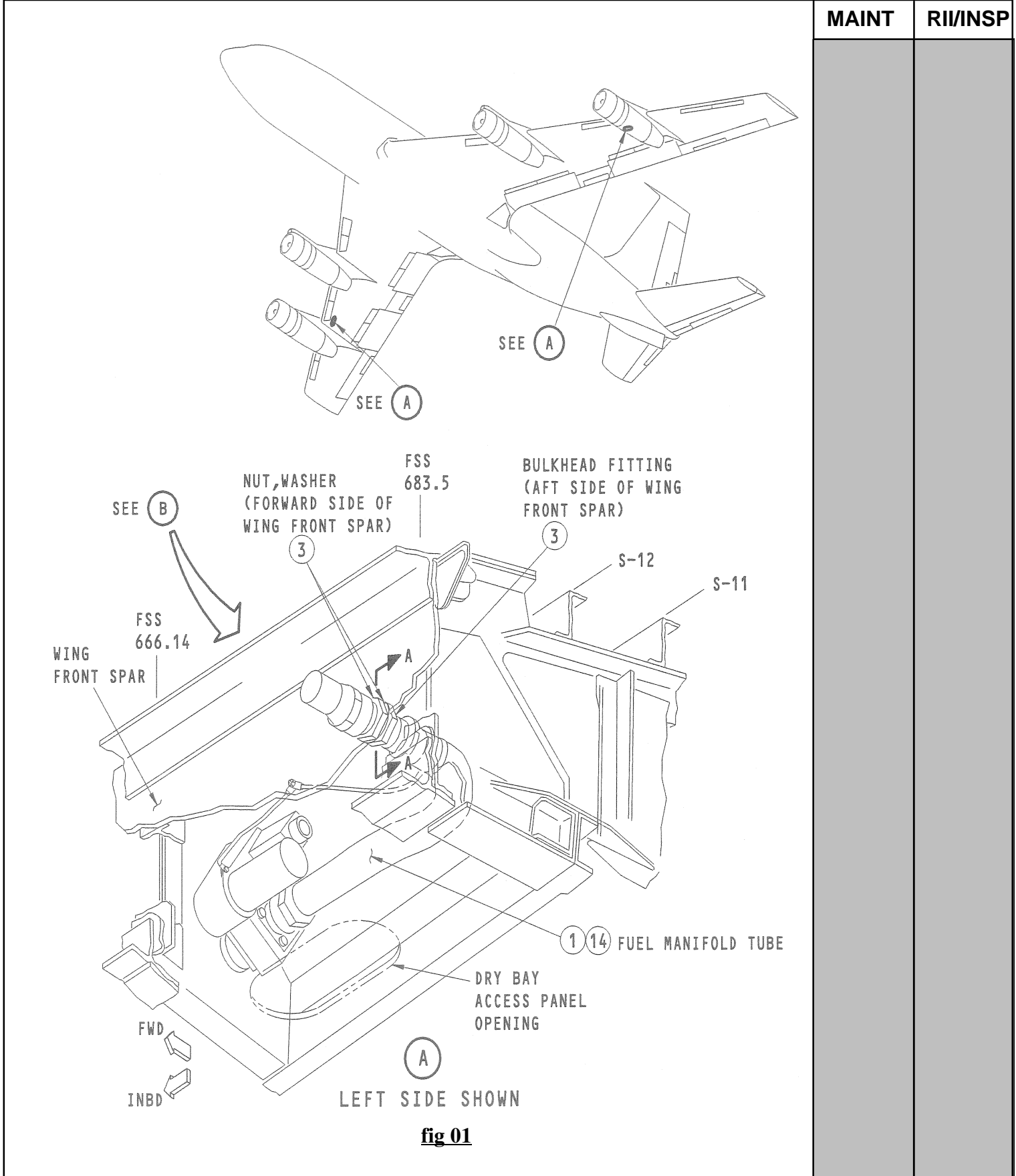
sabena B707	Module: ENGINE 4	A/C Reg :	Check :	
	Oper. : RT-MP LC			
	Type : MODIF	Issuer : A43710	Cert.St.: 46928	Q1G2000500
	Spec. : ELECTRICIAN	Release Date: 20.02.2002		Page 3 of 6


SB a3505 ENG 4 BONDING FUEL FEED FITTING & WING FRONT SPAR

	MAINT	RII/INSP
<p><u>Note:</u> Follow step per step this procedure. (see fig 03).</p> <p>a) Apply sealant to nut, washer & the front spar (circle symbol 1). (Sealant to extend a min of 3/16 inch beyond hex flats on nuts).</p> <p>b) Apply sealant to nut & bulkhead fitting threads (circle symbol 2). (Sealant to extend to at least 2 threads of bulkhead fitting & to hex flap on nut).</p> <p>c) Apply sealant to bulkhead fitting & front spar (circle symbot 3). (sealant to extend a min of 3/16 inch beyond hex flats on bulkhead fitting).</p> <p>d) Apply sealant to engine fuel feed tube, B–nut & bulkhead fitting (circle symbot 4).</p> <p>e) Apply sealant to upper strut fuel feed tube & B–nut (circle symbol 5).</p> <p>f) Apply corrosion resistant finish & resistant finish to exposed aeras.</p> <p>g) Identify with service bulletin number (SB A3505) on the front surface of the web.</p> <p>4. Leak test.</p>		
<p>a) Test the fuel feed system for leaks. No leakage allowed.</p>		

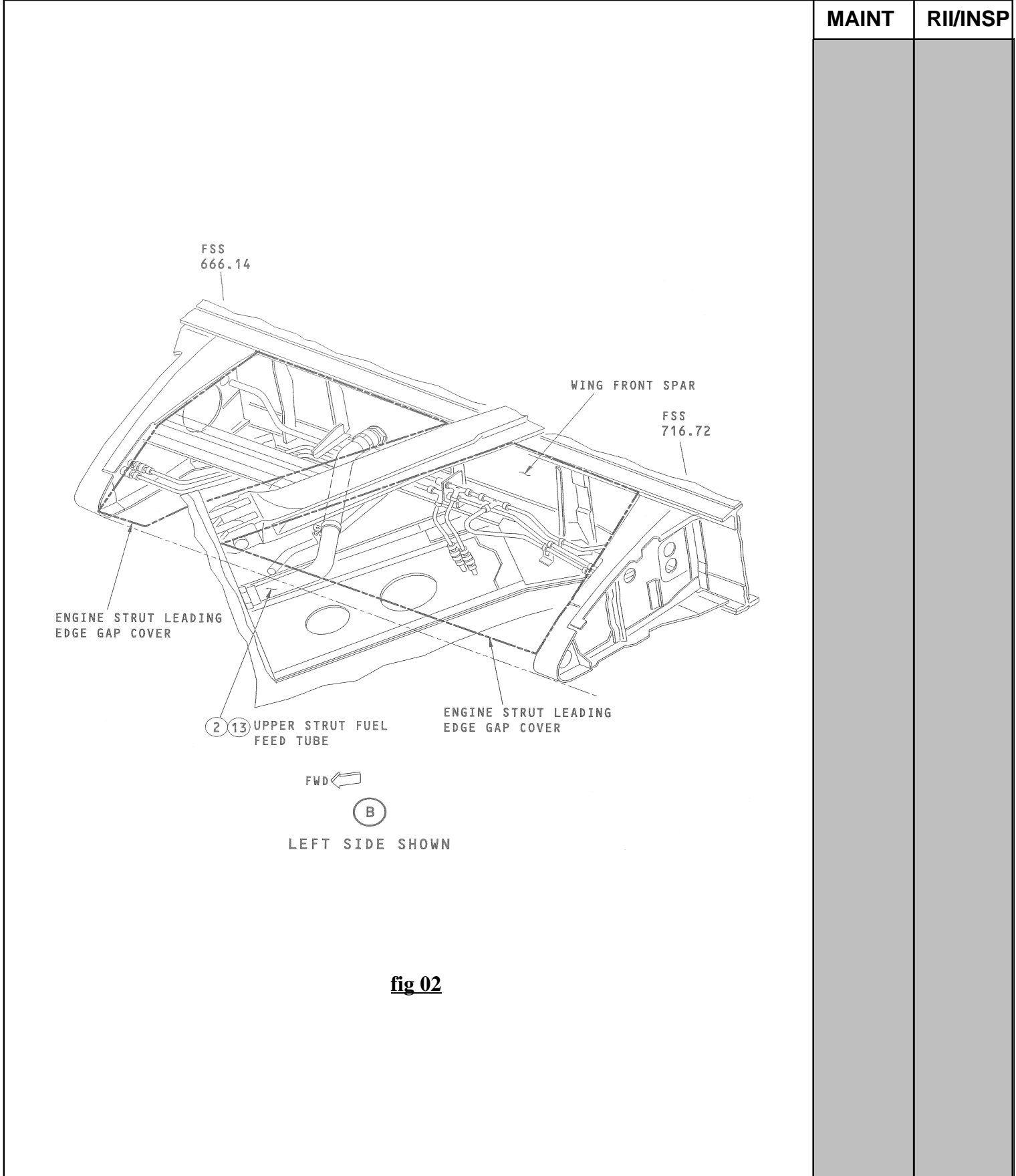
sabena B707	Module: ENGINE 4	A/C Reg :	Check :	
	Oper. : RT-MP LC			
	Type : MODIF	Issuer : A43710	Cert.St.: 46928	Q1G2000500
	Spec. : ELECTRICIAN	Release Date: 20.02.2002		Page 4 of 6


SB a3505 ENG 4 BONDING FUEL FEED FITTING & WING FRONT SPAR



sabena B707	Module: ENGINE 4	A/C Reg :	Check :	 Q1G2000500
	Oper. : RT-MP LC			
	Type : MODIF	Issuer : A43710	Cert.St.: 46928	Page 5 of 6
Spec. : ELECTRICIAN	Release Date: 20.02.2002			

SB a3505 ENG 4 BONDING FUEL FEED FITTING & WING FRONT SPAR



sabena B707	Module: ENGINE 4	A/C Reg :	Check :	 Q1G2000500
	Oper. : RT-MP LC			
	Type : MODIF	Issuer : A43710	Cert.St.: 46928	Page 6 of 6
	Spec. : ELECTRICIAN	Release Date: 20.02.2002		

SB a3505 ENG 4 BONDING FUEL FEED FITTING & WING FRONT SPAR

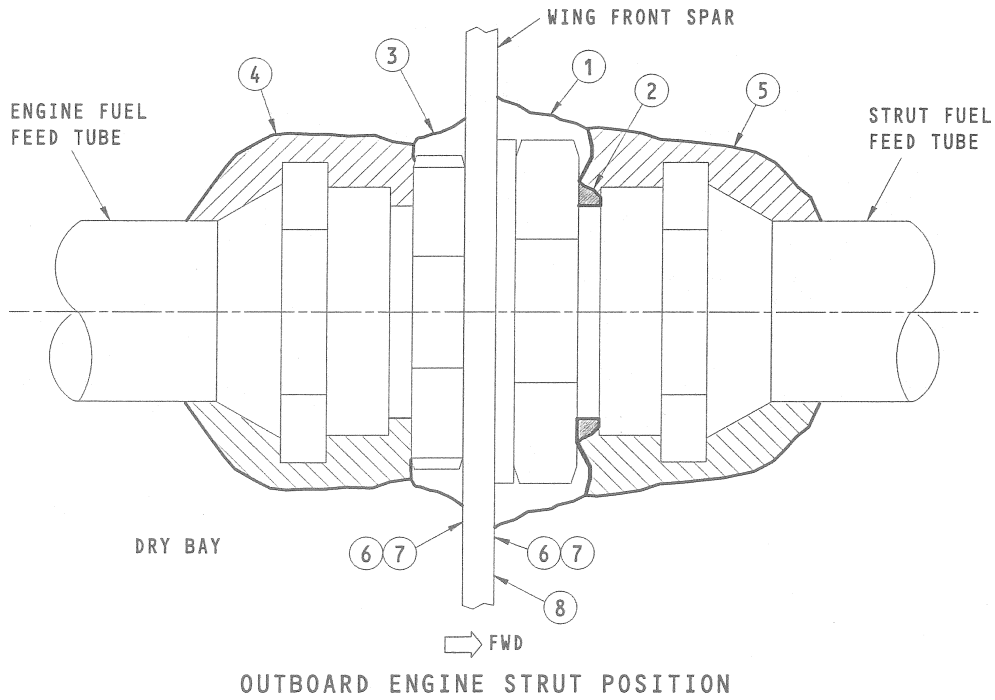


fig 03

MAINT	RII/INSP