



sabena B707	Module: ENGINE 4	A/C Reg :	Check :	
	Oper. : RT-MP LC			
	Type : SERVICING	Issuer : A48308	Cert.St.: 50516	Q1H1000501
Spec. : MECHANIC	Release Date: 07.03.2008		Page 1 of 3	

ENG 4 MAIN OIL FILTER REPL

Execution / Start Date:	
End Date:	

MAINT **RII/INSP**

Pos	Mat. Type	P/N	IDN	Description	Qty	Unit
1	CONSUM	581167		FILTER	1.00	EA
1	CONSUM	AS3209-237	288651	O-RING	1.00	EA
1	CONSUM	MS9387-05	548313	O-RING	1.00	EA

sabena B707	Module: ENGINE 4	A/C Reg :	Check :	
	Oper. : RT-MP LC			
	Type : SERVICING	Issuer : A48308	Cert.St.: 50516	Q1H1000501
	Spec. : MECHANIC	Release Date: 07.03.2008		Page 2 of 3


ENG 4 MAIN OIL FILTER REPL

					MAINT	RII/INSP
Nr.	Hardtime	Task	Spec.	Related Documents		
1.		E3 S	MEC	MMS-328 790002 A0104 rev 15/05/01		
Check: B						
Zones: 454						
Access:						
NRC YES <input type="radio"/> NO <input type="radio"/>		IF YES, NUMBER(S):				

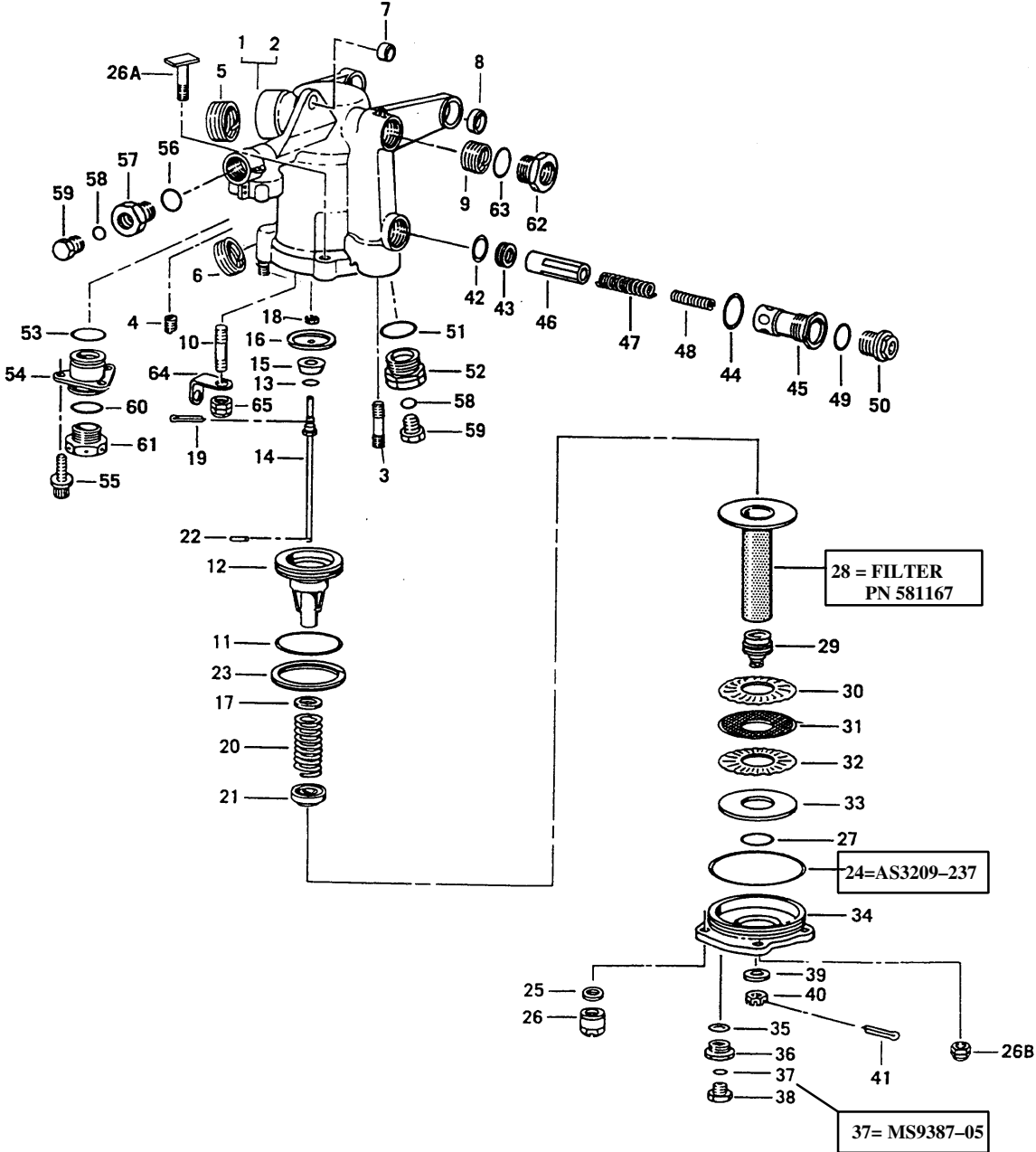

ENG 4 MAIN OIL FILTER:(SEE FIG NEXT PAGE)

1. INSPECT & REPLACE MAIN OIL FILTER:

- A. Remove MAIN OIL FILTER.
- B. Examine the screens and spacers for the presence of foreign matter which would indicate any unusual condition in engine. Save foreign matter and call it to attention of proper personnel.
- C. Install a NEW FILTER WITH NEW "O"-RINGS.

sabena B707	Module: ENGINE 4	A/C Reg :	Check :	
	Oper. : RT-MP LC			
	Type : SERVICING	Issuer : A48308	Cert.St.: 50516	Q1H1000501
	Spec. : MECHANIC	Release Date: 07.03.2008		Page 3 of 3

ENG 4 MAIN OIL FILTER REPL



MAINT **RII/INSP**

ENG 4 MAIN OIL FILTER REPL