



sabena [®] B707	Module: PYLON 4	A/C Reg :	Check :	 V1F3000501
	Oper. : RT-MP LC			
	Type : STRUCT-INSP	Issuer : A59513	Cert.St.: 46928	
Spec. : MECH. INSP	Release Date: 24.11.2005		Page 1 of 4	

AD 85-12-01 PYLON 4 OUTBD VERT SUPPORT FITTING INSP

		MAINT	RII/INSP
Execution / Start Date:			
End Date:			

sabena B707	Module: PYLON 4	A/C Reg :	Check :	 V1F3000501
	Oper. : RT-MP LC	Issuer : A59513	Cert.St.: 46928	
	Type : STRUCT-INSP	Release Date: 24.11.2005	Page 2 of 4	
Spec. : MECH. INSP				

AD 85-12-01 PYLON 4 OUTBD VERT SUPPORT FITTING INSP

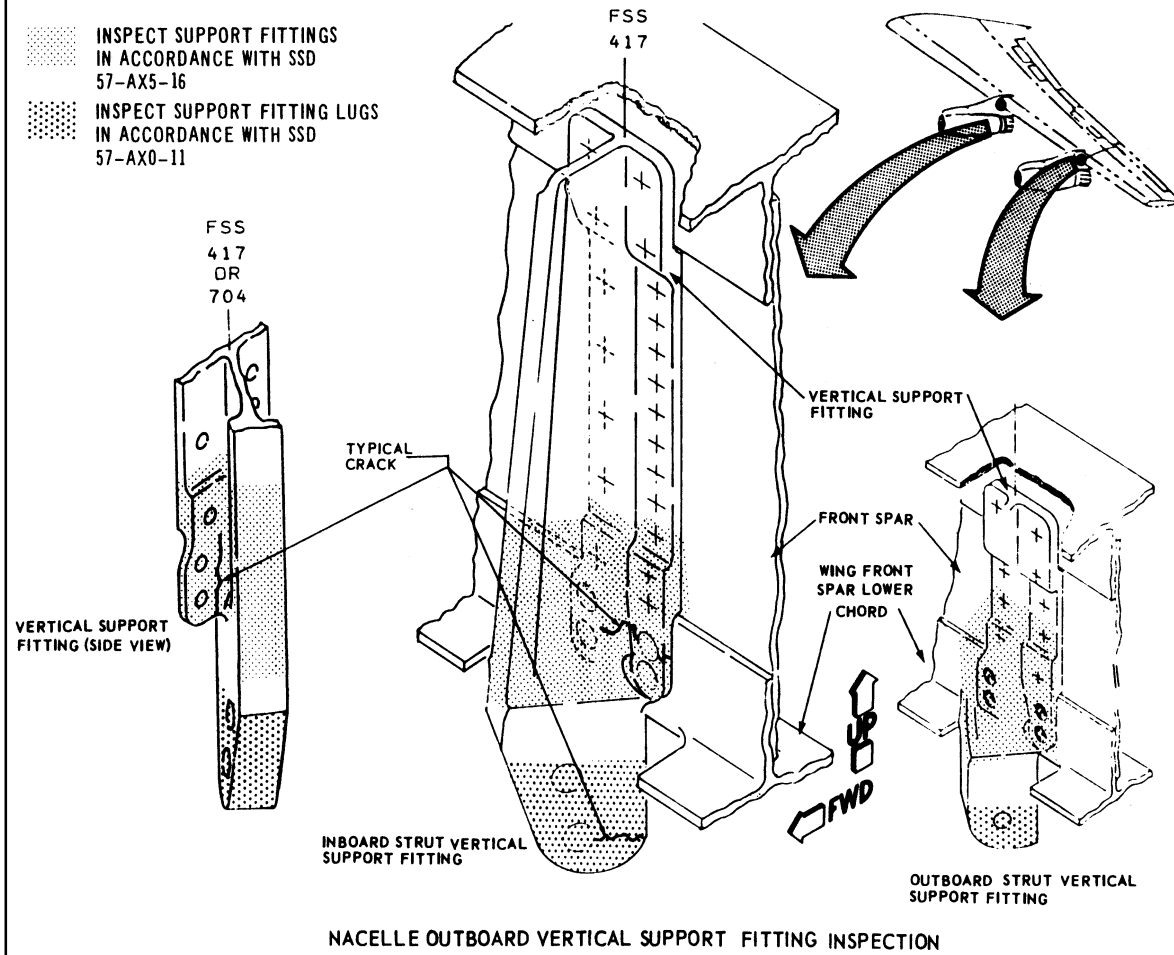
					MAINT	RII/INSP
Nr.	Hardtime	Task	Spec.	Related Documents		
1.	19980 CYC	E3	INS	AD 85-12-01 R1 rev 5439 MMS-328 544470 04000 rev 15.07.05 SB 57-3366 rev . SSID 57-A40-11/A rev .		
Check: B						
Zones: 458						
Access: 1746, 1747, 1754						
NRC YES <input type="radio"/> NO <input type="radio"/>		IF YES, NUMBER(S):				


NACELLE # 4 OUTBD VERT SUPPORT FITTING, INBD & OUTBD.

CLOSE VISUAL, **INTERNAL** :

Inspect outbd vertical support fitting lugs for cracks, especially at the connection to THE FWD DRAG FITTING.

NOTA : Threshold = A/C new time or time from new fitting installation per SB 3366.



sabena B707	Module: PYLON 4	A/C Reg :	Check :	 V1F3000501 Page 3 of 4
	Oper. : RT-MP LC	Issuer : A59513	Cert.St.: 46928	
	Type : STRUCT-INSP	Release Date: 24.11.2005		
Spec. : MECH. INSP				

AD 85-12-01 PYLON 4 OUTBD VERT SUPPORT FITTING INSP

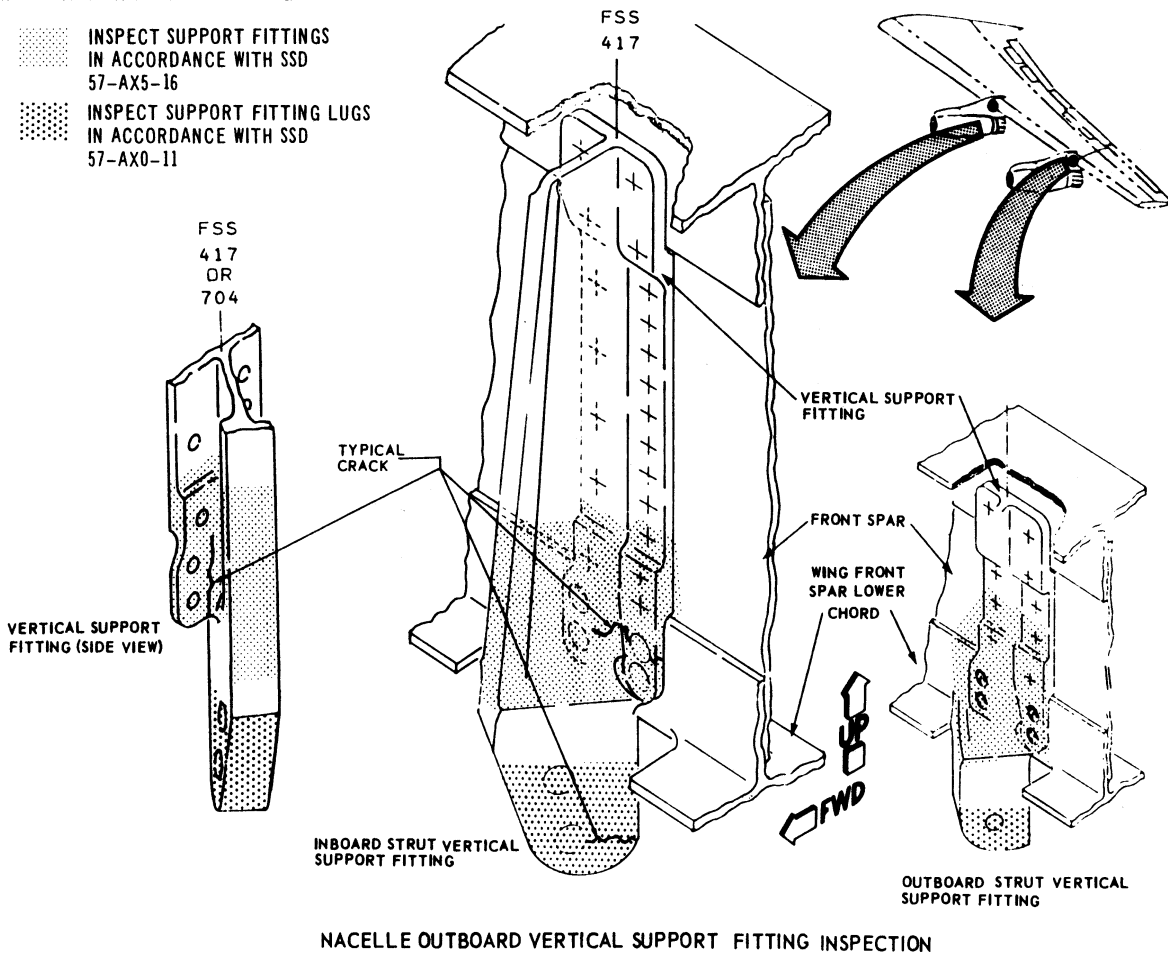
					MAINT	RII/INSP	
Nr.	Hardtime	Task	Spec.	Related Documents			
2.	20014 CYC	E3	INS	AD 85-12-01 R1 rev 5439 MMS-328 544470 04000 rev 15.07.05 SB 57-3366 rev . SSID 57-A40-11/A rev .			
Check: B							
Zones: 458							
Access: 1746, 1747, 1754							
NRC YES <input type="radio"/> NO <input type="radio"/>		IF YES, NUMBER(S):					


NACELLE # 4 OUTBD VERT SUPPORT FITTING, INBD & OUTBD.

CLOSE VISUAL, INTERNAL :

Inspect outbd vertical support fitting lugs for cracks, especially at the connection to THE FWD DRAG FITTING.

NOTA: Threshold = A/C new time or time from new fitting installation per SB 3366.



sabena B707	Module: PYLON 4	A/C Reg :	Check :	 V1F3000501 Page 4 of 4
	Oper. : RT-MP LC	Issuer : A59513	Cert.St.: 46928	
	Type : STRUCT-INSP	Release Date: 24.11.2005		
Spec. : MECH. INSP				

AD 85-12-01 PYLON 4 OUTBD VERT SUPPORT FITTING INSP

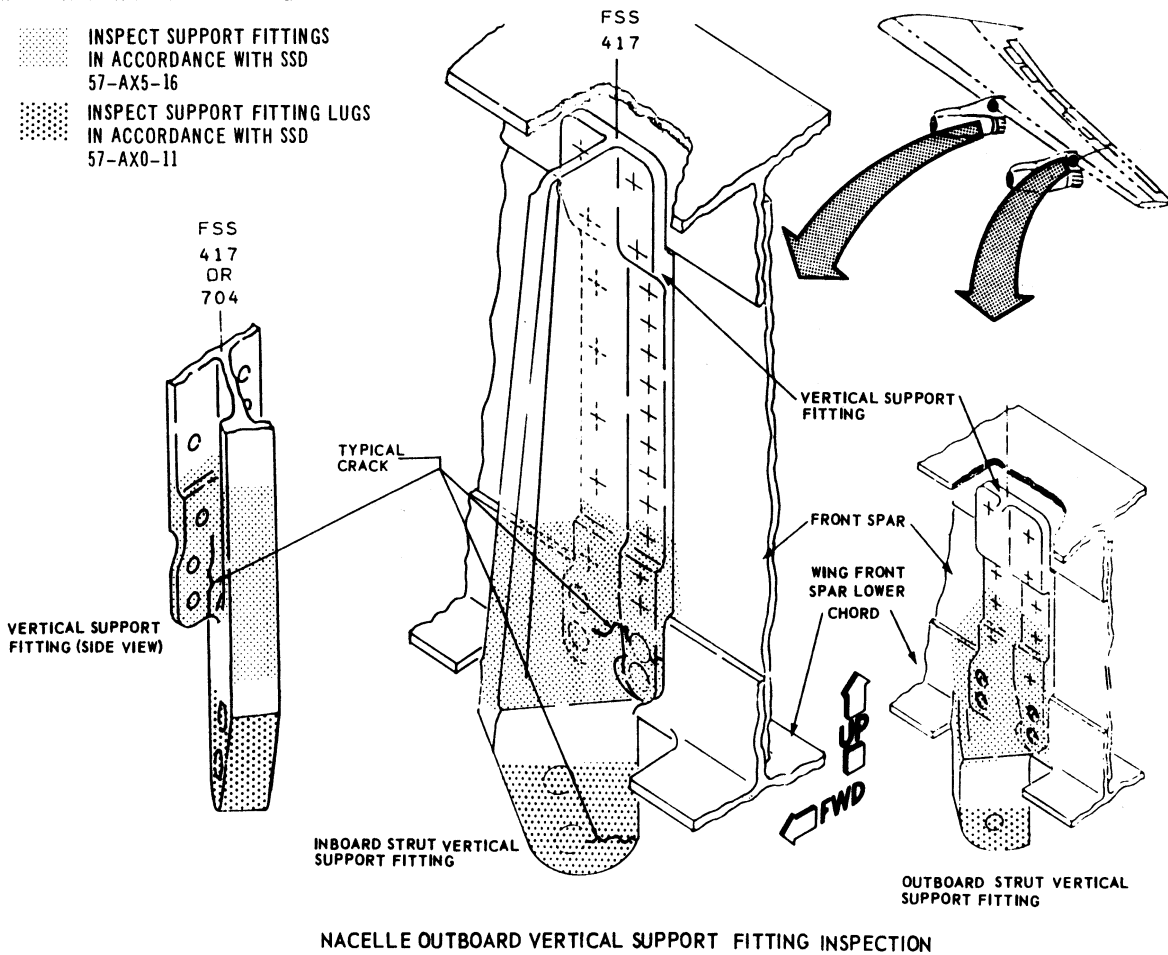
					MAINT	RII/INSP
Nr.	Hardtime	Task	Spec.	Related Documents		
3.		E3	INS	AD 85-12-01 R1 rev 5439 MMS-328 544470 04000 rev 15.07.05 SB 57-3366 rev . SSID 57-A40-11/A rev .		
Check: B						
Zones: 458						
Access: 1746, 1747, 1754						
NRC YES <input type="radio"/> NO <input type="radio"/>		IF YES, NUMBER(S):				

NACELLE # 4 OUTBD VERT SUPPORT FITTING, INBD & OUTBD.

CLOSE VISUAL, INTERNAL :

Inspect outbd vertical support fitting lugs for cracks, especially at the connection to THE FWD DRAG FITTING.

NOTA: Threshold = A/C new time or time from new fitting installation per SB 3366.



NACELLE OUTBOARD VERTICAL SUPPORT FITTING INSPECTION