

**PARTS
LISTING** 

FIGURE AND INDEX NO.	PART NUMBER	DESCRIPTION							UNITS PER ASSY	USABLE ON CODE
		1	2	3	4	5	6	7		
1 - - 1	C1C2	MISCELLANEOUS BULK ITEMS ----- CONLEY-WELD EPOXY BASE ADHESIVE.							AR	
- 2	EC880	ADHESIVE-SYNTHETIC RUBBER BASE OIL RESISTANT								
- 3	1024A-B	CEMENT PARTS A & B								
- 4	1007	PRIMER								
- 5	576.1	SEALANT-EXTRUDED PERMAGUM								
- 6	579.6	SEALANT-EXTRUDED ZINC CHROMATE								
- 7	S1078-1	SEALANT-SYNTHETIC RUBBER-FABRIC REINFORCED .06 THICK .50 WIDE								
- 8	S1078-2	SEALANT-SYNTHETIC RUBBER-FABRIC REINFORCED .12 THICK .50 WIDE								
- 9	S1078-3	SEALANT-SYNTHETIC RUBBER-FABRIC REINFORCED 2 MIL MYLAR TAPE BACKING. .06 THICK 1.50 WIDE								
-10	EC1239AB	SEALANT-CATALYTIC								
-11	700	SEALANT-FIREWALL								
-12	EC776	ADHESIVE-GASKET FUEL RESISTANT SYNTHETIC RUBBER BASE.								
-13	550	SOUND DEADENER- LIQUID VIBRATION DAMPENER								
-14	MIL-P-8585	PRIMER-ZINC CHROMATE GREEN								
CONTINUED ON NEXT PAGE										

Bulk Items (Cont)

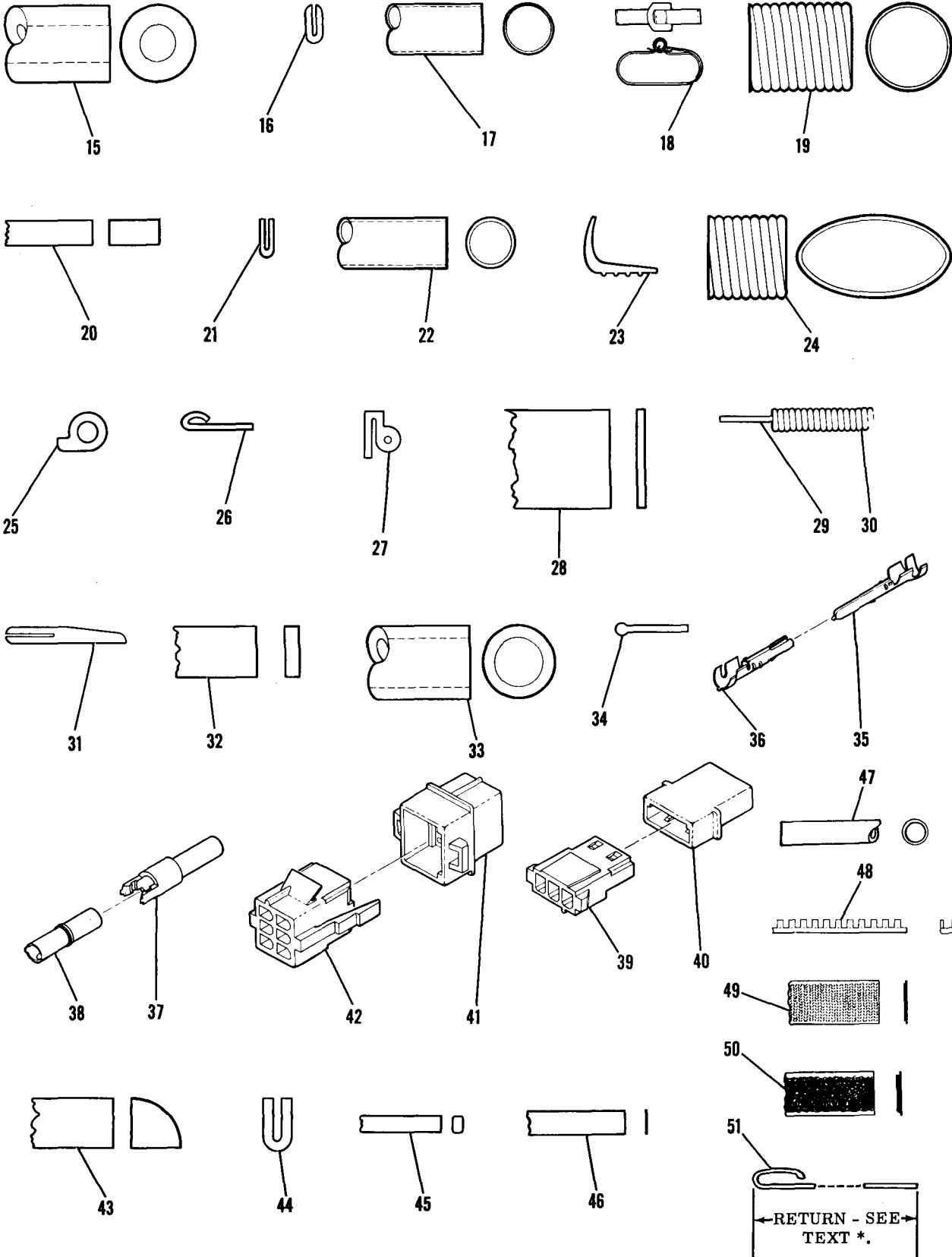


Figure 1. Miscellaneous Bulk Items

FIGURE AND INDEX NO.	PART NUMBER	DESCRIPTION	UNITS PER ASSY	USABLE ON CODE
		1 2 3 4 5 6 7		
1 -23	S1084-1	SEAL-EXTRUDED RUBBER AVAILABLE BY THE FOOT -----	AR	
-24	S1110ET	DUCT-OVAL-FLEXIBLE-NEOPRENE IMPREGNATED ----- AVAILABLE IN 10 FOOT LENGTHS ONLY	AR	
-25	S1346-1	SEAL-SPONGE RUBBER AVAILABLE IN 12 FT LENGTHS ONLY -----	AR	
-26	S1366-1	MOULDING-EXTRUDED PLASTIC-SAND AVAILABLE BY THE FOOT -----	AR	
	S1366-2	MOULDING-EXTRUDED PLASTIC-FAWN AVAILABLE BY THE FOOT -----	AR	
	S1366-3	MOULDING-EXTRUDED PLASTIC-BLACK AVAILABLE BY THE FOOT -----	AR	
-27	S1378-1	SEAL-SPONGE RUBBER-BEIGE AVAILABLE IN 7 FT LENGTHS ONLY -----	AR	
	S1378-2	SEAL-SPONGE RUBBER-CLOUD GRAY ----- AVAILABLE IN 7FT LENGTHS ONLY	AR	
-28	S1389-1	SEALER STRIP-FELT-1.00 WIDE AVAILABLE BY THE FOOT -----	AR	
	S1389-2	SEALER STRIP-FELT-1-1/2 WIDE AVAILABLE BY THE FOOT -----	AR	
	S1389-3	SEALER STRIP-FELT-2.00 WIDE AVAILABLE BY THE FOOT -----	AR	
	S1389-4	SEALER STRIP-FELT 1-3/4 WIDE AVAILABLE BY THE FOOT -----	AR	
	S1389-5	SEALER STRIP-FELT-1-1/4 WIDE AVAILABLE BY THE FOOT -----	AR	
	S1389-6	SEALER STRIP-FELT-2-1/4 WIDE AVAILABLE BY THE FOOT -----	AR	
	S1389-7	SEALER STRIP-FELT-1-3/8 WIDE AVAILABLE BY THE FOOT -----	AR	
-29	S1398-1	CONTROL-PUSH PULL-WIRE AVAILABLE BY THE FOOT -----	AR	
-30	S1398-2	CONTROL-PUSH PULL-CASING AVAILABLE BY THE FOOT -----	AR	
-31	S1415-1	MOULDING-EXTRUDED VINYL -----	AR	
-32	S1441-1	SEAL-SPONGE RUBBER-3/8 WIDE AVAILABLE BY THE FOOT -----	AR	
	S1441-2	SEAL-SPONGE RUBBER-1/4 WIDE AVAILABLE BY THE FOOT -----	AR	
	S1441-3	SEAL-SPONGE RUBBER-1/2 WIDE AVAILABLE BY THE FOOT -----	AR	
-33	S1495-4	HOSE-RUBBER-1/4 ID AVAILABLE BY THE FOOT -----	AR	
	S1495-6	HOSE-RUBBER-3/8 ID AVAILABLE BY THE FOOT -----	AR	
	S1495-8	HOSE-RUBBER-1/2 ID AVAILABLE BY THE FOOT -----	AR	
	S1495-10	HOSE-RUBBER-5/8 ID AVAILABLE BY THE FOOT -----	AR	
-34	S1611-1	SEAL-EXTRUDED VINYL AVAILABLE BY THE FOOT -----	AR	
-35	S1635-1	ELECTRICAL PIN WIRE SIZE 22-18 -----	AR	
	S1635-2	ELECTRICAL PIN WIRE SIZE 18-14 -----	AR	
	S1635-3	ELECTRICAL PIN WIRE SIZE 18 GA-2 WIRE -----	AR	
-36	S1636-1	ELECTRICAL SOCKET WIRE SIZE 22-18 -----	AR	
	S1636-2	ELECTRICAL SOCKET WIRE SIZE 18-14 -----	AR	
	S1636-3	ELECTRICAL SOCKET WIRE SIZE 18 GA-2 WIRE -----	AR	
-37	S1637-1	HOUSING-ELECTRICAL PIN -----	AR	
-38	S1637-2	HOUSING-ELECTRICAL SOCKET -----	AR	
-39	S1638-1	HOUSING-ELECTRICAL SOCKET-3 CIRCUIT -----	AR	
-40	S1638-2	HOUSING-ELECTRICAL PIN-3 CIRCUIT -----	AR	
-41	S1640-6	HOUSING-ELECTRICAL PIN-6 CAVITY -----	AR	
	S1640-9	HOUSING-ELECTRICAL PIN-9 CAVITY -----	AR	
	S1640-12	HOUSING-ELECTRICAL PIN-12 CAVITY -----	AR	
	S1640-15	HOUSING-ELECTRICAL PIN-15 CAVITY -----	AR	
-42	S1641-6	HOUSING-ELECTRICAL SOCKET-6 CAVITY -----	AR	
	S1641-9	HOUSING-ELECTRICAL SOCKET-9 CAVITY -----	AR	
	S1641-12	HOUSING-ELECTRICAL SOCKET-12 CAVITY -----	AR	
	S1641-15	HOUSING-ELECTRICAL SOCKET-15 CAVITY -----	AR	
-43	S1116	SEAL-NEOPRENE AVAILABLE IN 12 FOOT LENGTHS ONLY -----	AR	
-44	S1356	SEAL-EXTRUDED RUBBER AVAILABLE BY THE FOOT -----	AR	
-45	S1614	LACING-KGROSEAL AVAILABLE BY THE FOOT -----	AR	
-46	3690-1/8	FILM-BLACK VINYL-1/8 IN WIDE AVAILABLE BY THE ROLL -----	AR	
	3690-1/4	FILM-BLACK VINYL-1/4 IN WIDE AVAILABLE BY THE ROLL -----	AR	
	3690-1/2	FILM-BLACK VINYL-1/2 IN WIDE AVAILABLE BY THE ROLL -----	AR	
-47	110691	WIRE-TEFLON AVAILABLE BY THE FOOT -----	AR	
-48	S1050-1	GROMMET-CATERPILLAR .056 WIDE -----	AR	
	S1050-2	GROMMET-CATERPILLAR .090 WIDE -----	AR	
	S1050-3	GROMMET-CATERPILLAR .131 WIDE -----	AR	
-49	S2092-3	FABRIC FASTENER-HOOK AVAILABLE BY THE FOOT -----	AR	
-50	S2092-4	FABRIC FASTENER-PILE AVAILABLE BY THE FOOT -----	AR	
-51	S1948-2-1	* TRIM-EXTRUDED CLOUD GRAY AVAILABLE BY THE FOOT -----	AR	
	S1948-2-2	* TRIM-EXTRUDED EBONY AVAILABLE BY THE FOOT -----	AR	
	S1948-2-3	* TRIM-EXTRUDED SILVER TEAL BLUE AVAILABLE BY THE FOOT -----	AR	
	S1948-2-4	* TRIM-EXTRUDED MARIGOLD AVAILABLE BY THE FOOT -----	AR	
	S1948-2-5	* TRIM-EXTRUDED SUN GOLD AVAILABLE BY THE FOOT -----	AR	
	S1948-2-6	* TRIM-EXTRUDED LIGHT OLIVE AVAILABLE BY THE FOOT -----	AR	
	S1948-2-7	* TRIM-EXTRUDED CLOVE BROWN AVAILABLE BY THE FOOT -----	AR	

CONTINUED ON NEXT PAGE

FIGURE AND INDEX NO.	PART NUMBER	DESCRIPTION							UNITS PER ASSY	USABLE ON CODE	
		1	2	3	4	5	6	7			
1 -	S1948-2-8	*	TRIM-EXTRUDED	HOLIDAY BLUE	AVAILABLE BY THE FOOT	-----			AR		
	S1948-2-9	*	TRIM-EXTRUDED	FIESTA RED	AVAILABLE BY THE FOOT	-----			AR		
	S1948-2-10	*	TRIM-EXTRUDED	PICNIC GREEN	AVAILABLE BY THE FOOT	-----			AR		
	S1948-2-11	*	TRIM-EXTRUDED	BOGOTA BLUE	AVAILABLE BY THE FOOT	-----			AR		
	S1948-2-12	*	TRIM-EXTRUDED	TAHITIAN RED	AVAILABLE BY THE FOOT	-----			AR		
	S1948-2-13	*	TRIM-EXTRUDED	CYPRUS GREEN	AVAILABLE BY THE FOOT	-----			AR		
	S1948-2-14	*	TRIM-EXTRUDED	PEACOCK BLUE	AVAILABLE BY THE FOOT	-----			AR		
	S1948-2-15	*	TRIM-EXTRUDED	POPPY RED	AVAILABLE BY THE FOOT	-----			AR		
	S1948-2-16	*	TRIM-EXTRUDED	GOLDEN OLIVE & OLIVE GREEN	AVAILABLE BY THE FOOT	-----			AR		
					AVAILABLE BY THE FOOT						
	S1948-2-17	*	TRIM-EXTRUDED	SUNSET RED	AVAILABLE BY THE FOOT	-----			AR		
	S1948-2-18	*	TRIM-EXTRUDED	COPEN BLUE	AVAILABLE BY THE FOOT	-----			AR		
	S1948-2-19	*	TRIM-EXTRUDED	CHESTNUT BROWN	AVAILABLE BY THE FOOT	----			AR		
	S1948-2-20	*	TRIM-EXTRUDED	OLD GOLD	AVAILABLE BY THE FOOT	-----			AR		
<p>NOTE. *PART NUMBER LISTED IN TEXT HAS A 1/2 INCH RETURN. FOR A 7/8 INCH RETURN CHANGE FIRST DASH NUMBER TO -1. EXAMPLE - S1948-1-4.</p>											



Placards

***ABCDEFGHIJKLMN
OPQRSTUVWXYZ
-1234567890***

LEFT HAND SLANT
(LEFT SIDE OF AIRPLANE)

**ABCDEFGHIJKLMN
OPQRSTUVWXYZ
-1234567890**

RIGHT HAND SLANT
(RIGHT SIDE OF AIRPLANE)

**ABCDEFGHIJKLMN
OPQRSTUVWXYZ
-1234567890**

Figure 2. (Sheet 1 of 5) Placards, Nameplates & Exterior Markings

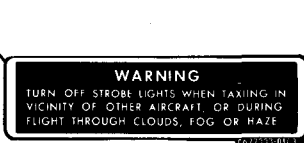
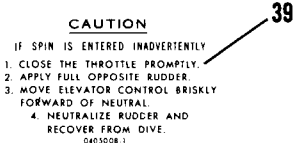

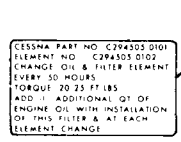
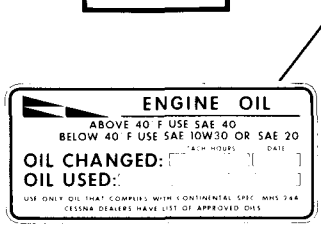
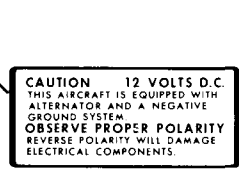
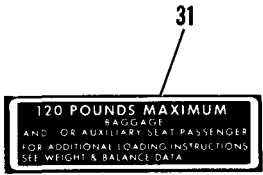
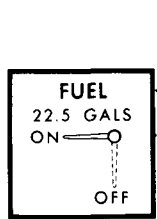
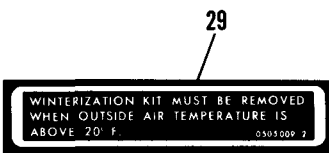
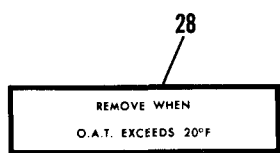
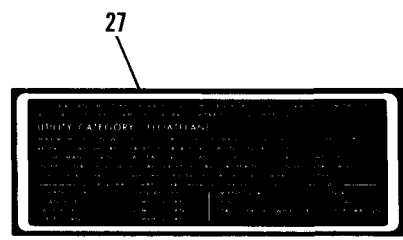
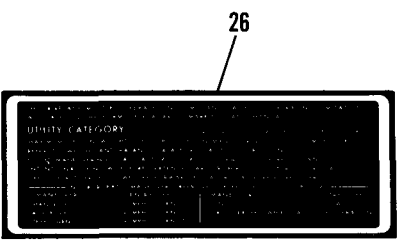
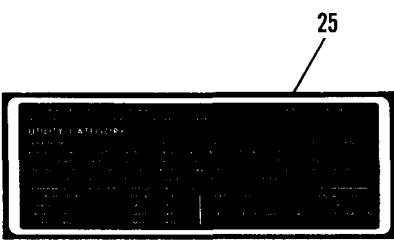

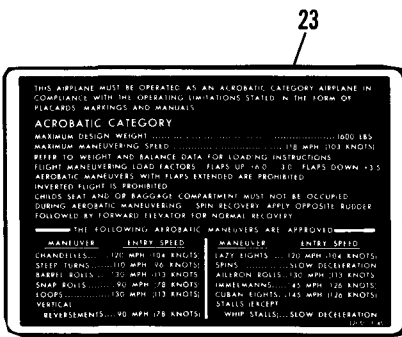
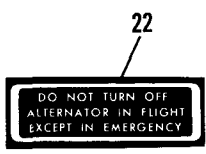
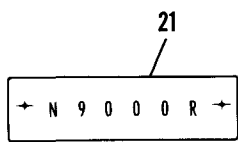
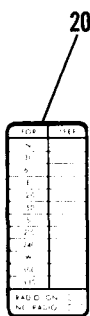
Placards (Cont)



150 SERIAL 15071129 THRU 15073658
 F150 SERIAL F15000530 THRU F15000863
 A150 SERIAL A1500001 THRU A1500342
 FA150 SERIAL FA1500001 THRU FA1500166

Figure 2. (Sheet 3 of 5) Placards, Nameplates & Exterior Markings

Placards (Cont)



150 SERIAL 15071129 THRU 15073658
 F150 SERIAL F15000530 THRU F15000863
 A150 SERIAL A1500001 THRU A1500342
 FA150 SERIAL FA1500001 THRU FA1500166

Figure 2. (Sheet 4 of 5) Placards, Nameplates & Exterior Markings

Placards (Cont)

41
CESSNA

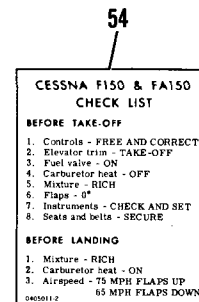
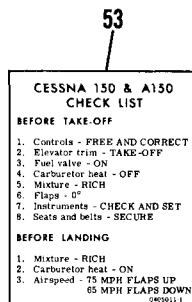
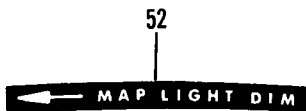
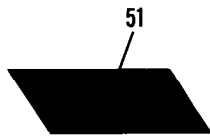
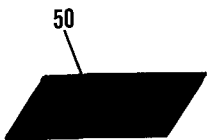
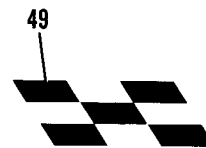
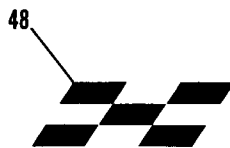
42
REIMS / CESSNA

43
CESSNA 150

45
REIMS CESSNA F150

44
CESSNA 150
Commuter

46
Aerobat



150 SERIAL 15071129 THRU 15073658
 F150 SERIAL F15000530 THRU F15000863
 A150 SERIAL A1500001 THRU A1500342
 FA150 SERIAL FA1500001 THRU FA1500166

Figure 2. (Sheet 5 of 5) Placards, Nameplates & Exterior Markings

FIGURE AND INDEX NO.	PART NUMBER	DESCRIPTION	UNITS PER ASSY	USABLE ON CODE
		1 2 3 4 5 6 7		
2 -		PLACARDS, NAMEPLATES & EXTERIOR MARKINGS -----	NP	AN
- 1	1505014-1	NAMEPLATE-EXTERIOR CESSNA -----	2	Q
- 1A	1505022-1	NAMEPLATE-EXTERIOR CESSNA -----	2	R
- 2	1505015-10	NAMEPLATE-EXTERIOR REIMS/CESSNA -----	2	B
- 2A	0505024-1	NAMEPLATE-EXTERIOR REIMS/CESSNA -----	2	S
- 3	1505015-1	PLACARD-EXTERIOR 150 -----	2	C
- 4	1505015-2	PLACARD-EXTERIOR F150 -----	2	D
- 5	1505015-3	PLACARD-EXTERIOR 150 COMMUTER -----	2	T
- 5A	0405010-1	PLACARD-EXTERIOR COMMUTER -----	2	R
- 6	1505015-4	PLACARD-EXTERIOR 150 AEROBAT -----	2	E
- 7	1505015-22	PLACARD-EXTERIOR F150 AEROBAT -----	2	V
- 8	S1713-1	PLACARD-HANDS OF FRIENDSHIP -----	1	A
- 9	S1714-1	PLACARD-ALLIANCE FOR PROGRESS -----	1	A
- 10	0505012-1	PLACARD-EXTERIOR -----	2	N
	0505012-2	PLACARD-EXTERIOR -----	2	P
- 11	0505015-1	PLACARD-WHEEL FAIRING USED ON LH OUTBOARD & RH INBOARD ---	2	N
	0505015-2	PLACARD-WHEEL FAIRING USED ON RH OUTBOARD & LH INBOARD ---	2	N
- 12	0505017-1	PLATE-CONTROL WHEEL PLACARD -----	2	
- 13	0505021-7	PLACARD-CONTROL WHEEL 150 -----	2	T
- 13A	0505025-1	PLACARD-CONTROL WHEEL 150 -----	2	R
	0405017-1	PLACARD-CONTROL WHEEL 150 -----	2	W
- 14	0505021-8	PLACARD-CONTROL WHEEL 150 COMMUTER -----	2	T
- 14A	0505025-2	PLACARD-CONTROL WHEEL 150 COMMUTER -----	2	R
	0405017-2	PLACARD-CONTROL WHEEL 150 COMMUTER -----	2	W
- 15	0505021-10	PLACARD-CONTROL WHEEL F150 -----	2	U
- 15A	0505025-3	PLACARD-CONTROL WHEEL F150 -----	2	S
	0405017-3	PLACARD-CONTROL WHEEL F150 -----	2	X
- 16	0505021-9	PLACARD-CONTROL WHEEL 150 AEROBAT -----	2	E
	0405017-4	PLACARD-CONTROL WHEEL 150 AEROBAT -----	2	Y
- 17	0505021-11	PLACARD-CONTROL WHEEL F150 AEROBAT -----	2	F
- 18	0405004-1	PLACARD-INSTRUMENT PANEL 150 AEROBAT -----	1	J
	0405009-1	PLACARD-INSTRUMENT PANEL 150 AEROBAT -----	1	K
	0405004-3	PLACARD-INSTRUMENT PANEL 150 AEROBAT USED WHEN -----	1	J
	0405009-3	PLACARD-INSTRUMENT PANEL 150 AEROBAT USED WHEN -----	1	K
		MARK 12B IS INSTALLED WITH VOA-50M INDICATOR.		
- 19	0405004-2	PLACARD-INSTRUMENT PANEL F150 AEROBAT -----	1	L
	0405009-2	PLACARD-INSTRUMENT PANEL F150 AEROBAT -----	1	M
- 20	0713819-1	CARD-COMPASS CORRECTION -----	1	
- 21	0400211-6	PLACARD ASSEMBLY-AIRPLANE IDENTIFICATION -----	1	
- 22	0505020-2	PLACARD-MASTER SWITCH -----	1	AA
- 23	1205001-45	PLACARD-OPERATIONAL LIMITATIONS A150 -----	1	J
	1205001-69	PLACARD-OPERATIONAL LIMITATIONS A150 VFR & IFR -----	1	K
	1205001-70	PLACARD-OPERATIONAL LIMITATIONS A150 VFR ONLY -----	1	K
- 24	1205001-46	PLACARD-OPERATIONAL LIMITATIONS FA150 -----	1	L
	1205001-71	PLACARD-OPERATIONAL LIMITATIONS FA150 VFR & IFR -----	1	M
	1205001-72	PLACARD-OPERATIONAL LIMITATIONS FA150 VFR ONLY -----	1	M
	1205001-73	PLACARD-OPERATIONAL LIMITATIONS FA150 VFR & IFR -----	1	M
		(IN FRENCH)		
	1205001-74	PLACARD-OPERATIONAL LIMITATIONS FA150 VFR ONLY -----	1	M
		(IN FRENCH)		
- 25	1205001-8	PLACARD-OPERATIONAL LIMITATIONS 150 -----	1	T
	1205001-65	PLACARD-OPERATIONAL LIMITATIONS 150 VFR & IFR -----	1	AH
	1205001-66	PLACARD-OPERATIONAL LIMITATIONS 150 VFR ONLY -----	1	AH
- 26	1205001-9	PLACARD-OPERATIONAL LIMITATIONS F150 -----	1	U
	1205001-67	PLACARD-OPERATIONAL LIMITATIONS F150 VFR & IFR -----	1	AJ
	1205001-68	PLACARD-OPERATIONAL LIMITATIONS F150 VFR ONLY -----	1	AJ
	1205001-91	PLACARD-OPERATIONAL LIMITATIONS F150 VFR & IFR -----	1	AJ
		(IN FRENCH)		
	1205001-92	PLACARD-OPERATIONAL LIMITATIONS F150 VFR ONLY -----	1	AJ
		(IN FRENCH)		
- 27	1205001-11	PLACARD-OPERATIONAL LIMITATIONS FLOATPLANE -----	1	G
- 28	0552110-1	PLACARD-WINTERIZATION COVER -----	1	
- 29	0505009-2	PLACARD-WINTERIZATION -----	1	
- 30	0713047	PLACARD-FINISH & TRIM -----	1	
- 31	0505007-1	PLACARD-BAGGAGE & GR AUXILIARY SEAT -----	1	
- 32	1205024-1	PLACARD-BATTERY BOX -----	1	

CONTINUED ON NEXT PAGE

FIGURE AND INDEX NO.	PART NUMBER	DESCRIPTION	UNITS PER ASSY	USABLE ON CODE		
					1	2
2 -33	0410218-1	PLATE ASSEMBLY-FUEL INDICATOR 22.5 GALS ----- WEU 0410218-10	1			
	0410218-6	PLATE ASSEMBLY-FUEL INDICATOR FLOATPLANE 21.5 GALS --- WEU 0410218-11	1	G		
	0410218-2	PLATE ASSEMBLY-FUEL INDICATOR LONG RANGE 35.0 GALS --- WEU 0410218-12	1			
	0410218-7	PLATE ASSY-FUEL IND LONG RANGE FLOATPLANE 33.5 GALS -- WEU 0410218-13	1	G		
-34	S1397-5	PLACARD-ENGINE OIL CHANGE -----	1			
-35	1250410-3	PLACARD-OIL FILTER -----	1			
-36	0442145-1	PLACARD-NOSE GEAR SHOCK STRUT -----	1			
-37	0405003-2	PLACARD-EMERGENCY DOOR RELEASE -----	1	H		
-38	0405007-1	PLACARD-WINDOW LIMITATIONS -----	1	H		
-39	0405008-1	PLACARD-SPIN -----	1	AM		
	0405008-2	PLACARD-SPIN -----	1	Y		
-40	C622003-0103	PLACARD-STROBE LIGHT -----	1	Z		
	C622003-0105	PLACARD-STROBE LIGHT -----	1	AB		
-41	0405015-1	NAMEPLATE-EXTERIOR CESSNA -----	2	Y		
-42	0505030-1	NAMEPLATE-EXTERIOR REIMS/CESSNA -----	2	AC		
-43	0404012-1	PLACARD-EXTERIOR CESSNA 150 -----	2	W		
-44	0404012-2	PLACARD-EXTERIOR CESSNA 150 COMMUTER -----	2	W		
-45	0405014-1	PLACARD-EXTERIOR REIMS CESSNA F150 -----	2	X		
-46	0405016-1	PLACARD-EXTERIOR AEROBAT A150 -----	2	Y		
	0405016-2	PLACARD-EXTERIOR AEROBAT FA150 -----	2	AC		
-47	0404013-1	PLACARD-EXTERIOR -----	2	AE		
-48	0405013-1	PLACARD-WHEEL FAIRING USED ON LH OUTBD & RH INBD -----	2	AD		
-49	0405013-2	PLACARD-WHEEL FAIRING USED ON RH OUTBD & LH INBD -----	2	AD		
-50	0405013-3	PLACARD-WHEEL FAIRING USED ON LH OUTBD & RH INBD -----	2	AK		
-51	0405013-4	PLACARD-WHEEL FAIRING USED ON RH OUTBD & LH INBD -----	2	AK		
-52	1205004-1	PLACARD-MAP LIGHT -----	1	AL		
-53	0405011-1	CHECK LIST-PILOTS 150 & A150 WEU 0405011-6 -----	1	AF		
-54	0405011-2	CHECK LIST-PILOTS F150 & FA150 WEU 0405011-6 -----	1	AG		
<p>A---150 SERIAL 15071129 THRU 15073658 A150 SERIAL A1500001 THRU A1500342</p> <p>B---F150 SERIAL F15000530 THRU F15000658 FA150 SERIAL FA1500001 THRU FA1500121</p> <p>C---150 SERIAL 15071129 THRU 15072628</p> <p>D---F150 SERIAL F15000530 THRU F15000738</p> <p>E---A150 SERIAL A1500001 THRU A1500276</p> <p>F---FA150 SERIAL FA1500001 FA1500166</p> <p>G---150 SERIAL 15071129 THRU 15072003 FLOATPLANE F150 SERIAL F15000530 THRU F15000658 FLOATPLANE</p> <p>H---A150 SERIAL A1500001 THRU A1500342 FA150 SERIAL FA1500001 THRU FA1500166</p> <p>J---A150 SERIAL A1500001 THRU A1500226</p> <p>K---A150 SERIAL A1500227 THRU A1500342</p> <p>L---FA150 SERIAL FA1500001 THRU FA1500081</p> <p>M---FA150 SERIAL FA1500082 THRU FA1500166</p> <p>N---150 SERIAL 15071129 THRU 15072003 F150 SERIAL F15000530 THRU F15000658 A150 SERIAL A1500001 THRU A1500226 FA150 SERIAL FA1500001 THRU FA1500081</p> <p>P---150 SERIAL 15072004 THRU 15072628 F150 SERIAL F15000659 THRU F15000738 A150 SERIAL A1500227 THRU A1500276 FA150 SERIAL FA1500082 THRU FA1500121</p> <p>Q---150 SERIAL 15071129 THRU 15072003 A150 SERIAL A1500001 THRU A1500276</p> <p>R---150 SERIAL 15072004 THRU 15072628</p> <p>S---F150 SERIAL F15000659 THRU F15000738</p> <p>T---150 SERIAL 15071129 THRU 15072003</p> <p>U---F150 SERIAL F15000530 THRU F15000658</p> <p>V---FA150 SERIAL FA1500001 THRU FA1500121</p> <p>W---150 SERIAL 15072629 THRU 15073658</p> <p>X---F150 SERIAL F15000739 THRU F15000863</p> <p>Y---A150 SERIAL A1500277 THRU A1500342</p> <p>Z---150 SERIAL 15072004 THRU 15072628 F150 SERIAL F15000659 THRU F15000738 A150 SERIAL A1500227 THRU A1500276 FA150 SERIAL FA1500082 THRU FA1500166</p>						
CONTINUED ON NEXT PAGE						

FIGURE AND INDEX NO.	PART NUMBER	DESCRIPTION	UNITS PER ASSY	USABLE ON CODE
2 -		<p style="text-align: center;">1 2 3 4 5 6 7</p> <p>AA---150 SERIAL 15071129 THRU 15072628 F150 SERIAL F15000530 THRU F15000738 A150 SERIAL A1500001 THRU A1500276 FA150 SERIAL FA1500001 THRU FA1500121</p> <p>AB---150 SERIAL 15072629 THRU 15073658 F150 SERIAL F15000739 THRU F15000863 A150 SERIAL A1500277 THRU A1500342</p> <p>AC---FA150 SERIAL FA1500122 THRU FA1500166</p> <p>AD---A150 SERIAL A1500277 THRU A1500342 FA150 SERIAL FA1500122 THRU FA1500166</p> <p>AE---150 SERIAL 15072629 THRU 15073658 F150 SERIAL F15000739 THRU F15000863 A150 SERIAL A1500277 THRU A1500342 FA150 SERIAL FA1500122 THRU FA1500166</p> <p>AF---150 SERIAL 15072629 THRU 15073658 A150 SERIAL A1500277 THRU A1500342</p> <p>AG---F150 SERIAL F15000739 THRU F15000863 FA150 SERIAL FA1500122 THRU FA1500166</p> <p>AH---150 SERIAL 15072004 THRU 15073658</p> <p>AJ---F150 SERIAL F15000659 THRU F15000863</p> <p>AK---150 SERIAL 15072629 THRU 15073658 F150 SERIAL F15000739 THRU F15000863</p> <p>AL---150 SERIAL 15072004 THRU 15073658 F150 SERIAL F15000659 THRU F15000863 A150 SERIAL A1500227 THRU A1500342 FA150 SERIAL FA1500082 THRU FA1500166</p> <p>AM---A150 SERIAL A1500001 THRU A1500276 FA150 SERIAL FA1500001 THRU FA1500166</p> <p>AN---150 SERIAL 15071129 THRU 15073658 F150 SERIAL F15000530 THRU F15000863 A150 SERIAL A1500001 THRU A1500342 FA150 SERIAL FA1500001 THRU FA1500166</p>		

Placards (Cont)

1 CESSNA

1A CESSNA

1B CESSNA

2 REIMS/CESSNA

2A REIMS/CESSNA

3 150 commuter

3A 150
COMMUTER

4 one fifty

4A 150

5 F 150

6 *aerobat*

5A F150

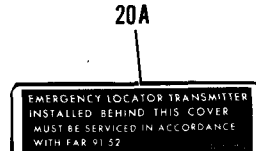
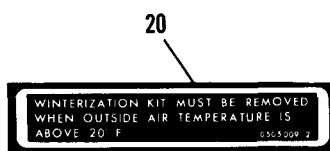
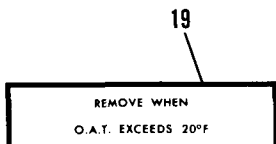
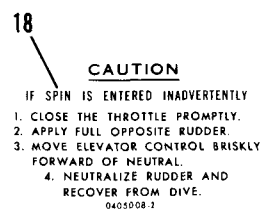
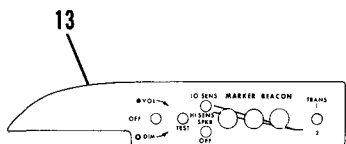
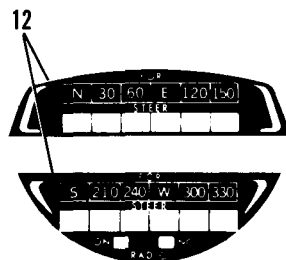
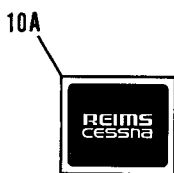
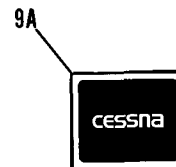
5B F150
COMMUTER

6A *Aerobat*

150 SERIAL 15073659 THRU 15075781
F150 SERIAL F15000864 THRU F15001143
A150 SERIAL A1500343 THRU A1500523
FA150 SERIAL FA1500167 THRU FA1500261

Figure 2A. (Sheet 1 of 3) Placards, Nameplates & Exterior Markings

Placards (Cont)



150 SERIAL 15073659 THRU 15075781
 F150 SERIAL F15000864 THRU F15001143
 A150 SERIAL A1500343 THRU A1500523
 FA150 SERIAL FA1500167 THRU FA1500261

Figure 2A. (Sheet 2 of 3) Placards, Nameplates & Exterior Markings

Placards (Cont)

21

This placard is approved as the primary authority and must be posted in compliance with the applicable FARs. It is not to be used as the basis of any other placard or marking.

MAXIMUMS

MAXIMUM SPEED	100 mph (160 knots)
GROSS WEIGHT	1400 lbs.
FUEL FLOW RATE	14.4 GPH
FUEL FLOW RATE	14.4 GPH

NO AEROBATIC MANEUVERS APPROVED EXCEPT THOSE LISTED BELOW

Maneuver	Max. Altitude	Max. Entry Speed
Roll	10000'	100 KIAS
Bank	30°	100 KIAS
Turn	30°	100 KIAS
Climb	10000'	100 KIAS
Descent	10000'	100 KIAS
Steepest	10000'	100 KIAS
Steepest	10000'	100 KIAS

NO AEROBATIC MANEUVERS APPROVED EXCEPT THOSE LISTED BELOW

DAY NIGHT VFR IFR

22

This placard is approved as the primary authority and must be posted in compliance with the applicable FARs. It is not to be used as the basis of any other placard or marking.

MAXIMUMS

MAXIMUM SPEED	100 mph (160 knots)
GROSS WEIGHT	1400 lbs.
FUEL FLOW RATE	14.4 GPH
FUEL FLOW RATE	14.4 GPH

NO AEROBATIC MANEUVERS APPROVED EXCEPT THOSE LISTED BELOW

Maneuver	Max. Altitude	Max. Entry Speed
Roll	10000'	100 KIAS
Bank	30°	100 KIAS
Turn	30°	100 KIAS
Climb	10000'	100 KIAS
Descent	10000'	100 KIAS
Steepest	10000'	100 KIAS
Steepest	10000'	100 KIAS

NO AEROBATIC MANEUVERS APPROVED EXCEPT THOSE LISTED BELOW

DAY NIGHT VFR IFR

25

+ N 9 0 0 0 R +

26

FINISH & TRIM

23

This placard is approved as the primary authority and must be posted in compliance with the applicable FARs. It is not to be used as the basis of any other placard or marking.

MAXIMUMS

MAXIMUM SPEED	100 mph (160 knots)
GROSS WEIGHT	1400 lbs.
FUEL FLOW RATE	14.4 GPH
FUEL FLOW RATE	14.4 GPH

NO AEROBATIC MANEUVERS APPROVED EXCEPT THOSE LISTED BELOW

Maneuver	Max. Altitude	Max. Entry Speed
Roll	10000'	100 KIAS
Bank	30°	100 KIAS
Turn	30°	100 KIAS
Climb	10000'	100 KIAS
Descent	10000'	100 KIAS
Steepest	10000'	100 KIAS
Steepest	10000'	100 KIAS

NO AEROBATIC MANEUVERS APPROVED EXCEPT THOSE LISTED BELOW

DAY NIGHT VFR IFR

24

This placard is approved as the primary authority and must be posted in compliance with the applicable FARs. It is not to be used as the basis of any other placard or marking.

MAXIMUMS

MAXIMUM SPEED	100 mph (160 knots)
GROSS WEIGHT	1400 lbs.
FUEL FLOW RATE	14.4 GPH
FUEL FLOW RATE	14.4 GPH

NO AEROBATIC MANEUVERS APPROVED EXCEPT THOSE LISTED BELOW

Maneuver	Max. Altitude	Max. Entry Speed
Roll	10000'	100 KIAS
Bank	30°	100 KIAS
Turn	30°	100 KIAS
Climb	10000'	100 KIAS
Descent	10000'	100 KIAS
Steepest	10000'	100 KIAS
Steepest	10000'	100 KIAS

NO AEROBATIC MANEUVERS APPROVED EXCEPT THOSE LISTED BELOW

DAY NIGHT VFR IFR

27

CESSNA AIR OIL SHOCK STRUT
CESSNA AIRCRAFT COMPANY, WICHITA, KANSAS
FOLLOW INSTRUCTIONS

- REMOVE VALVE CAP AND RELEASE ALL AIR.
- REMOVE VALVE HOUSING ASSEMBLY.
- COMPRESS STRUT COMPLETELY (STRUT IN CONTACT WITH OUTER BARREL NUB).
- OIL LEVEL.
- FUEL USED SHOULD COMPLY WITH SPECIFICATION MIL-9-500.
- FILL STRUT TO BOTTOM OF VALVE INSTALLATION HOLE.
- MAINTAIN OIL LEVEL AT BOTTOM OF VALVE INSTALLATION HOLE.
- FULLY EXTEND STRUT.
- REPLACE VALVE HOUSING ASSEMBLY.
- REPLACE STRUT FIELD EXTENDER AND WIRE WHEEL CLEAR OF GROUND. INFLATE STRUT TO 30 PSI.

28

WARNING
TURN OFF STROBE LIGHTS WHEN TAXIING IN VICINITY OF OTHER AIRCRAFT, OR DURING FLIGHT THROUGH CLOUDS, FOG OR HAZE.

CA22003-0100

29

CAUTION 12 VOLTS D.C.
THIS AIRCRAFT IS EQUIPPED WITH ALTERNATOR AND A NEGATIVE GROUND SYSTEM.
OBSERVE PROPER POLARITY
REVERSE POLARITY WILL DAMAGE ELECTRICAL COMPONENTS.

30

120 POUNDS MAXIMUM
BAGGAGE
AND OR AUXILIARY SEAT PASSENGER
FOR ADDITIONAL LOADING INSTRUCTIONS
SEE WEIGHT & BALANCE DATA.

31

ENGINE OIL

ABOVE 40°F USE SAE 40
BELOW 40°F USE SAE 10W30 OR SAE 20

OIL CHANGED: _____ DATE: _____
OIL USED: _____

USE ONLY OIL THAT COMPLIES WITH CONTINENTAL SPEC. MMS-144
CESSNA DEALERS HAVE LIST OF APPROVED OILS

32

CESSNA PART NO. C294305-0101
ELEMENT NO. C294305-0102
CHANGE OIL & FILTER ELEMENT
EVERY 30 HOURS
FORQUE 20-25 FT-LBS
ADD AN ADDITIONAL QT OF
ENGINE OIL WITH INSTALLATION
OF THIS FILTER & AT EACH
ELEMENT CHANGE

33

FUEL

22.5 GALS

ON — OFF

34

**CESSNA 150 & A150
CHECK LIST**

BEFORE TAKE-OFF

- Controls - FREE AND CORRECT
- Elevator trim - TAKE-OFF
- Fuel valve - ON
- Carburetor heat - OFF
- Mixture - RICH
- Flaps - 0°
- Instruments - CHECK AND SET
- Seats and belts - SECURE

BEFORE LANDING

- Mixture - RICH
- Carburetor heat - ON
- Airspeed - 75 MPH FLAPS UP
65 MPH FLAPS DOWN

090011-2

35

**CESSNA F150 & FA150
CHECK LIST**

BEFORE TAKE-OFF

- Controls - FREE AND CORRECT
- Elevator trim - TAKE-OFF
- Fuel valve - ON
- Carburetor heat - OFF
- Mixture - RICH
- Flaps - 0°
- Instruments - CHECK AND SET
- Seats and belts - SECURE

BEFORE LANDING

- Mixture - RICH
- Carburetor heat - ON
- Airspeed - 75 MPH FLAPS UP
65 MPH FLAPS DOWN

090011-2

36

**150 AND AEROBAT
CHECK LIST**

BEFORE TAKE-OFF

- Controls - FREE AND CORRECT
- Elevator trim - TAKE-OFF
- Fuel valve - ON
- Carburetor heat - OFF
- Mixture - RICH
- Flaps - 0°
- Instruments - CHECK AND SET
- Seats and belts - SECURE

BEFORE LANDING

- Mixture - RICH
- Carburetor heat - ON
- Airspeed - 75 MPH FLAPS UP
65 MPH FLAPS DOWN

090011-2

150 SERIAL 15073659 THRU 15075781
F150 SERIAL F15000864 THRU F15001143
A150 SERIAL A1500343 THRU A1500523
FA150 SERIAL FA1500167 THRU FA1500261

Figure 2A. (Sheet 3 of 3) Placards, Nameplates & Exterior Markings

FIGURE AND INDEX NO.	PART NUMBER	DESCRIPTION	UNITS PER ASSY	USABLE ON CODE
		1 2 3 4 5 6 7		
2A-		PLACARDS, NAMEPLATES & EXTERIOR MARKINGS -----	NP	A
- 1	0405020-2	NAMEPLATE-EXTERIOR CESSNA -----	2	N
	0405020-1	NAMEPLATE-EXTERIOR CESSNA -----	2	Q
- 1A	0405028-1	NAMEPLATE-EXTERIOR CESSNA -----	2	P
- 1B	0405028-2	NAMEPLATE-EXTERIOR CESSNA -----	2	R
- 2	0405022-1	NAMEPLATE-EXTERIOR REIMS/CESSNA -----	2	S
	0405022-2	NAMEPLATE-EXTERIOR REIMS/CESSNA -----	2	U
- 2A	0405029-1	NAMEPLATE-EXTERIOR REIMS/CESSNA -----	2	M
- 3	0405024-1	PLACARD-EXTERIOR 150 COMMUTER -----	2	N
- 3A	0405030-2	PLACARD-EXTERIOR 150 COMMUTER -----	2	P
- 4	0405023-1	PLACARD-EXTERIOR ONE FIFTY -----	2	N
- 4A	0405030-1	PLACARD-EXTERIOR ONE FIFTY -----	2	P
- 5	0405025-1	PLACARD-EXTERIOR F150 -----	2	S
- 5A	0405030-3	PLACARD-EXTERIOR F150 -----	2	T
- 5B	0405030-5	PLACARD-EXTERIOR F150 COMMUTER -----	2	T
- 6	0405021-1	PLACARD-EXTERIOR AEROBAT -----	2	V
- 6A	0405030-4	PLACARD-EXTERIOR AEROBAT -----	2	W
- 7	S1714-1	PLACARD-ALLIANCE FOR PROGRESS -----	1	G
- 8	S1713-1	PLACARD-HANDS CF FRIENDSHIP -----	1	G
- 9	0405018-1	NAMEPLATE-CONTROL WHEEL -----	2	J
- 9A	0405027-1	NAMEPLATE-CONTROL WHEEL -----	2	L
-10	0405018-2	NAMEPLATE-CONTROL WHEEL -----	2	K
-10A	0405027-2	NAMEPLATE-CONTROL WHEEL -----	2	M
-11	1205004-1	PLACARD-MAP LIGHT DIM -----	1	
-12	0400213-6	PLACARD SET-COMPASS CORRECTION -----	1	
-13	0405026-1	PLACARD-INSTRUMENT PANEL LH SIDE -----	1	X
-14	0405009-5	PLACARD-INSTRUMENT PANEL LH SIDE -----	1	V
-15	0405009-6	PLACARD-INSTRUMENT PANEL 150 AEROBAT -----	1	D
	0405009-8	PLACARD-INSTRUMENT PANEL FRA150 AEROBAT -----	1	E
-16	0405003-2	PLACARD-EMERGENCY DOOR RELEASE -----	1	F
-17	0405007-1	PLACARD-WINDOW LIMITATIONS -----	1	F
-18	0405008-2	PLACARD-SPIN -----	1	F
-19	0552110-1	PLACARD-WINTERIZATION COVER WEU 0552110-3 -----	1	H
	0552110-3	PLACARD-WINTERIZATION COVER -----	1	X
-20	0505009-2	PLACARD-WINTERIZATION WHITE LETTERS -----	1	H
	0505009-3	PLACARD-WINTERIZATION BLACK LETTERS -----	1	X
-20A	1205085-2	PLACARD-EMERGENCY LOCATOR TRANSMITTER -----	1	
-21	1205001-65	PLACARD-OPERATIONAL LIMITATIONS 150 VFR & IFR -----	1	B
	1205001-66	PLACARD-OPERATIONAL LIMITATIONS 150 DAY & NIGHT VFR -----	1	B
	1205001-141	PLACARD-OPERATIONAL LIMITATIONS 150 DAY VFR -----	1	B
-22	1205001-67	PLACARD-OPERATIONAL LIMITATIONS F150 VFR & IFR -----	1	C
	1205001-68	PLACARD-OPERATIONAL LIMITATIONS F150 DAY & NIGHT VFR -----	1	C
	1205001-143	PLACARD-OPERATIONAL LIMITATIONS F150 DAY VFR -----	1	C
	1205001-91	PLACARD-OPERATIONAL LIMITATIONS F150 VFR & IFR -----	1	C
	1205001-92	PLACARD-OPERATIONAL LIMITATIONS F150 DAY & NIGHT VFR -----	1	C
	1205001-144	PLACARD-OPERATIONAL LIMITATIONS F150 DAY VFR -----	1	C
-23	1205001-69	PLACARD-OPERATIONAL LIMITATIONS A150 VFR & IFR -----	1	D
	1205001-70	PLACARD-OPERATIONAL LIMITATIONS A150 DAY & NIGHT VFR -----	1	D
	1205001-142	PLACARD-OPERATIONAL LIMITATIONS A150 DAY VFR -----	1	D
-24	1205001-71	PLACARD-OPERATIONAL LIMITATIONS FA150 VFR & IFR -----	1	E
	1205001-72	PLACARD-OPERATIONAL LIMITATIONS FA150 DAY & NIGHT VFR -----	1	E
	1205001-145	PLACARD-OPERATIONAL LIMITATIONS FA150 DAY VFR -----	1	E
	1205001-93	PLACARD-OPERATIONAL LIMITATIONS FA150 VFR & IFR -----	1	E
	1205001-94	PLACARD-OPERATIONAL LIMITATIONS FA150 DAY & NIGHT VFR -----	1	E
	1205001-146	PLACARD-OPERATIONAL LIMITATIONS FA150 DAY VFR -----	1	E
-25	0400211-6	PLACARD ASSEMBLY-AIRPLANE IDENTIFICATION -----	1	
-26	0713047	PLACARD-FINISH & TRIM -----	1	
-27	0442145-1	PLACARD-NOSE GEAR SHOCK STRUT -----	1	
-28	C622003-0105	PLACARD-STROBE LIGHT -----	1	
-29	1205024-1	PLACARD-BATTERY BOX -----	1	
-30	0505007-1	PLACARD-BAGGAGE & OR AUXILIARY SEAT -----	1	

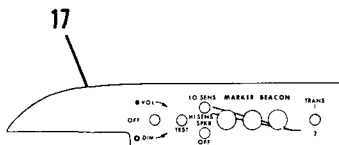
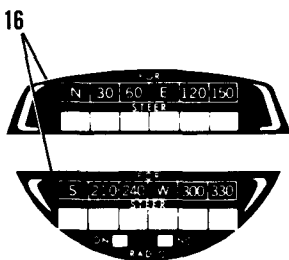

CONTINUED ON NEXT PAGE

FIGURE AND INDEX NO.	PART NUMBER	DESCRIPTION 1 2 3 4 5 6 7	UNITS PER ASSY	USABLE ON CODE
2A-31	S1397-5	PLACARD-ENGINE OIL CHANGE -----	1	
-32	1250410-3	PLACARD-OIL FILTER -----	1	
-33	0410218-10	PLATE ASSEMBLY-FUEL INDICATOR 22.5 GALS -----	1	
	0410218-12	PLATE ASSEMBLY-FUEL INDICATOR LONG RANGE 35.0 GALS -----	1	
-34	0405011-1	CHECK LIST ASSEMBLY-PILOT WEU 0405011-6 -----	1	J
-35	0405011-2	CHECK LIST ASSEMBLY-PILOT WEU 0405011-6 -----	1	K
-36	0405011-6	CHECK LIST ASSEMBLY-PILOT -----	1	X
	S1500	STENCIL-SLANT LETTERS & NUMERALS SEE SHT 1 & 2 FIG 2 -----	AR	
	S1600	STENCILS-VERTICAL LETTERS & NUMERALS SEE SHEET 1 & 2 FIG 2 -----	AR	
		A---150 SERIAL 15073659 THRU 15075781 F150 SERIAL F15000864 THRU F15001143 A150 SERIAL A1500343 THRU A1500523 FA150 SERIAL FA1500167 THRU FA1500261		
		B---150 SERIAL 15073659 THRU 15075781		
		C---F150 SERIAL F15000864 THRU F15001143		
		D---A150 SERIAL A1500343 THRU A1500523		
		E---FA150 SERIAL FA1500167 THRU FA1500261		
		F---A150 SERIAL A1500343 THRU A1500523 FA150 SERIAL FA1500167 THRU FA1500261		
		G---150 SERIAL 15073659 THRU 15075781 A150 SERIAL A1500343 THRU A1500523		
		H---150 SERIAL 15073659 THRU 15074850 F150 SERIAL F15000864 THRU F15001013 A150 SERIAL A1500343 THRU A1500429 FA150 SERIAL FA1500167 THRU FA1500211		
		J---150 SERIAL 15073659 THRU 15074850 A150 SERIAL A1500343 THRU A1500429		
		K---F150 SERIAL F15000864 THRU F15001013 FA150 SERIAL FA1500167 THRU FA1500211		
		L---150 SERIAL 15074851 THRU 15075781 A150 SERIAL A1500430 THRU A1500523		
		M---F150 SERIAL F15001014 THRU F15001143 FA150 SERIAL FA1500212 THRU FA1500261		
		N---150 SERIAL 15073659 THRU 15074850		
		P---150 SERIAL 15074851 THRU 15075781		
		Q---A150 SERIAL A1500343 THRU A1500429		
		R---A150 SERIAL A1500430 THRU A1500523		
		S---F150 SERIAL F1500864 THRU F15001013		
		T---F150 SERIAL F15001014 THRU F15001143		
		U---FA150 SERIAL FA1500167 THRU FA1500211		
		V---A150 SERIAL A1500343 THRU A1500429 FA150 SERIAL FA1500167 THRU FA1500211		
		W---A150 SERIAL A1500430 THRU A1500523 FA150 SERIAL FA1500212 THRU FA1500261		
		X---150 SERIAL 15074851 THRU 15075781 F150 SERIAL F15001014 THRU F15001143 A150 SERIAL A1500430 THRU A1500523 FA150 SERIAL FA1500212 THRU FA1500261		

FIGURE AND INDEX NO.	PART NUMBER	DESCRIPTION	UNITS PER ASSY	USABLE ON CODE
		1 2 3 4 5 6 7		
2B-		PLACARDS, NAMEPLATES & EXTERIOR MARKINGS -----	NP	A
- 1	0405037-1	NAMEPLATE-EXTERIOR CESSNA BLACK LETTERS -----	2	
- 2	0405037-2	NAMEPLATE-EXTERIOR CESSNA WHITE LETTERS -----	2	
- 3	0405037-3	NAMEPLATE-EXTERIOR LH REIMS/CESSNA BLACK LETTERS -----	1	
	0405037-4	NAMEPLATE-EXTERIOR RH REIMS/CESSNA BLACK LETTERS -----	1	
- 4	0405037-5	NAMEPLATE-EXTERIOR LH REIMS/CESSNA WHITE LETTERS -----	1	
	0405037-6	NAMEPLATE-EXTERIOR RH REIMS/CESSNA WHITE LETTERS -----	1	
- 5	0405036-5	PLACARD-EXTERIOR LH 150 COMMUTER -----	1	
	0405036-6	PLACARD-EXTERIOR RH 150 COMMUTER -----	1	
- 6	0405036-9	PLACARD-EXTERIOR LH 150 COMMUTER II -----	1	
	0405036-10	PLACARD-EXTERIOR RH 150 COMMUTER II -----	1	
- 7	0405036-7	PLACARD-EXTERIOR LH F150 COMMUTER -----	1	
	0405036-8	PLACARD-EXTERIOR RH F150 COMMUTER -----	1	
- 8	0405036-3	PLACARD-EXTERIOR 150 BLACK LETTERS -----	2	
	0405036-4	PLACARD-EXTERIOR 150 WHITE LETTERS -----	2	
- 9	0405036-2	PLACARD-EXTERIOR F150 -----	2	
-10	0405036-1	PLACARD-EXTERIOR AEROBAT -----	2	
-11	S1714-1	PLACARD-ALLIANCE FOR PROGRESS -----	1	
-12	S1713-1	PLACARD-HANDS OF FRIENDSHIP -----	1	
-13	0405031-1	EMBLEM-CONTROL WHEEL -----	AR	B
-14	0405031-2	EMBLEM-CONTROL WHEEL -----	2	C
-15	1205004-1	PLACARD-MAP LIGHT -----	1	
-16	0400213-6	PLACARD SET-COMPASS CORRECTION -----	1	
-17	0405026-1	PLACARD-INSTRUMENT PANEL LH SIDE -----	1	
-18	0405009-6	PLACARD-INSTRUMENT PANEL 150 AEROBAT -----	1	D
	0405009-8	PLACARD-INSTRUMENT PANEL FA150 AEROBAT -----	1	E
-19	0405003-2	PLACARD-EMERGENCY DOOR RELEASE -----	2	F
-20	0405007-1	PLACARD-WINDOW LIMITATIONS -----	2	F
-20A	0405033-1	PLACARD-GLIDER TOW HOOK -----	1	
-21	0405008-2	PLACARD-SPIN -----	1	F

CONTINUED ON NEXT PAGE

Placards (Cont)



150 SERIAL 15075782 THRU 15077005
 F150 SERIAL F15001144 THRU F15001248
 A150 SERIAL A1500524 THRU A1500609
 FA150 SERIAL FA1500262 THRU FA1500281

Figure 2B. (Sheet 1 of 2) Placards, Nameplates & Exterior Markings

Placards (Cont)

20A **MAX GROSS WT OF GLIDER 917 LBS** 0409033

20 **DO NOT OPEN WINDOW ABOVE 165 MPH IAS** 0403007

21 **CAUTION**
IF SPIN IS ENTERED INADVERTENTLY
1. CLOSE THE THROTTLE PROMPTLY.
2. APPLY FULL OPPOSITE RUDDER.
3. MOVE ELEVATOR CONTROL BRISKLY FORWARD OF NEUTRAL.
4. NEUTRALIZE RUDDER AND RECOVER FROM DIVE. 0405008.2

22 **REMOVE WHEN O.A.T. EXCEEDS 20°F**

23 **WINTERIZATION KIT MUST BE REMOVED WHEN OUTSIDE AIR TEMPERATURE IS ABOVE 20° F.** 0505009.3

24 [MAXIMUM WEIGHT PLACARD]

25 [MAXIMUM WEIGHT PLACARD]

26 [MAXIMUM WEIGHT PLACARD]

27 [MAXIMUM WEIGHT PLACARD]

28 **+ N 9 0 0 0 R +**

29 **FINISH & TRIM**

30 **CESSNA AIR OIL SHOCK STRUT**
CESSNA AIRCRAFT COMPANY, WICHITA, KANSAS
FILLING INSTRUCTIONS
1. REMOVE VALVE CAP AND RELEASE ALL AIR.
2. REMOVE VALVE HOUSING ASSEMBLY.
3. COMPRESS STRUT COMPLETELY (STOP IN CONTACT WITH OILER BARREL END).
4. OIL LEVEL.
a. FLUID USED SHOULD COMPLY WITH SPECIFICATION MIL-H-8192.
b. FILL STRUT TO BOTTOM OF VALVE INSTALLATION HOLE.
c. MAINTAIN OIL LEVEL AT BOTTOM OF VALVE INSTALLATION HOLE.
5. FULLY EXTEND STRUT.
6. REPLACE VALVE HOUSING ASSEMBLY.
7. WITH STRUT FULLY EXTENDED AND WHEEL CLEAR OF GROUND, INFLATE TIRE TO 30 PSI.

31 **WARNING**
TURN OFF STROBE LIGHTS WHEN TAXIING IN VICINITY OF OTHER AIRCRAFT, OR DURING FLIGHT THROUGH CLOUDS, FOG OR HAZE. 0427000.0103

32 **CAUTION** 12 VOLTS D.C. THIS AIRCRAFT IS EQUIPPED WITH ALTERNATOR AND A NEGATIVE GROUND SYSTEM. OBSERVE PROPER POLARITY REVERSE POLARITY WILL DAMAGE ELECTRICAL COMPONENTS.

33 **120 POUNDS MAXIMUM**
AND OR AULT LAST SEAT PASSENGER FOR ADDITIONAL LOAD INSTRUCTIONS SEE WEIGHT & BALANCE DATA

34 **ENGINE OIL**
ABOVE 40°F USE SAE 40
BELOW 40°F USE SAE 10W/30 OR SAE 20
OIL CHANGED: [] []
OIL USED: [] []
USE ONLY OIL THAT COMPLIES WITH CONTINENTAL SPEC MHS 24A
CESSNA DEALERS HAVE LIST OF APPROVED OILS

35 **CESSNA PART NO. C294303 DIGI**
ELEMENT NO. C294303 DIGI
CHANGE OIL & FILTER ELEMENT EVERY 30 HOURS
FOR QUAT 20.25 PT. LBS
ADD (1) ADDITIONAL QT OF ENGINE OIL WITH INSTALLATION OF THIS FILTER & AT EACH ELEMENT CHANGE

36 **FUEL**
22.5 GALS
ON []
OFF []

37 **PILOT'S CHECKLIST**
NORMAL PROCEDURES

38 **PILOT'S CHECKLIST**
NORMAL PROCEDURES

39 **150 AND AEROBAT CHECK LIST**
BEFORE TAKE-OFF
1. Controls - FREE AND CORRECT
2. Elevator trim - TAKE-OFF
3. Fuel valve - ON
4. Carburetor heat - OFF
5. Mixture - RICH
6. Flaps - 0°
7. Instruments - CHECK AND SET
8. Seats and belts - SECURE
BEFORE LANDING
1. Mixture - RICH
2. Carburetor heat - ON
3. Airspeed - 75 MPH FLAPS UP
65 MPH FLAPS DOWN 0406011.4

40 **EMERGENCY LOCATOR TRANSMITTER**
INSTALLED BEHIND THIS COVER MUST BE SERVICED IN ACCORDANCE WITH FAR 91.52

**150 SERIAL 15075782 THRU 15077005
F150 SERIAL F15001144 THRU F15001248
A150 SERIAL A1500524 THRU A1500609
FA150 SERIAL FA1500262 THRU FA1500281**

Figure 2B. (Sheet 2 of 2) Placards, Nameplates & Exterior Markings

FIGURE AND INDEX NO.	PART NUMBER	DESCRIPTION	UNITS PER ASSY	USABLE ON CODE		
					1	2
2B-22	0552110-3	PLACARD-WINTERIZATION COVER -----	2			
-23	0505009-3	PLACARD-WINTERIZATION -----	1			
-24	1205001-65	PLACARD-OPERATIONAL LIMITATIONS 150 VFR & IFR -----	1	G		
	1205001-66	PLACARD-OPERATIONAL LIMITATIONS 150 DAY & NIGHT VFR -----	1	G		
	1205001-141	PLACARD-OPERATIONAL LIMITATIONS 150 DAY VFR -----	1	G		
-25	1205001-67	PLACARD-OPERATIONAL LIMITATIONS F150 VFR & IFR -----	1	H		
	1205001-68	PLACARD-OPERATIONAL LIMITATIONS F150 DAY & NIGHT VFR -----	1	H		
	1205001-143	PLACARD-OPERATIONAL LIMITATIONS F150 DAY VFR -----	1	H		
	1205001-91	PLACARD-OPERATIONAL LIMITATIONS F150 VFR & IFR ----- (IN FRENCH)	1	H		
	1205001-92	PLACARD-OPERATIONAL LIMITATIONS F150 DAY & NIGHT VFR ----- (IN FRENCH)	1	H		
	1205001-144	PLACARD-OPERATIONAL LIMITATIONS F150 DAY VFR ----- (IN FRENCH)	1	H		
-26	1205001-69	PLACARD-OPERATIONAL LIMITATIONS A150 VFR & IFR -----	1	D		
	1205001-70	PLACARD-OPERATIONAL LIMITATIONS A150 DAY & NIGHT VFR -----	1	D		
	1205001-142	PLACARD-OPERATIONAL LIMITATIONS A150 DAY VFR -----	1	D		
-27	1205001-71	PLACARD-OPERATIONAL LIMITATIONS FA150 VFR & IFR -----	1	E		
	1205001-72	PLACARD-OPERATIONAL LIMITATIONS FA150 DAY & NIGHT VFR -----	1	E		
	1205001-145	PLACARD-OPERATIONAL LIMITATIONS FA150 DAY VFR -----	1	E		
	1205001-93	PLACARD-OPERATIONAL LIMITATIONS FA150 VFR & IFR ----- (IN FRENCH)	1	E		
	1205001-94	PLACARD-OPERATIONAL LIMITATIONS FA150 DAY & NIGHT VFR ----- (IN FRENCH)	1	E		
	1205001-146	PLACARD-OPERATIONAL LIMITATIONS FA150 DAY VFR ----- (IN FRENCH)	1	E		
-28	0400211-6	PLACARD ASSY-AIRPLANE IDENTIFICATION -----	1			
-29	0713047	PLATE-FINISH & TRIM -----	1			
-30	0442145-1	PLACARD-NOSE GEAR SHOCK STRUT -----	1			
-31	C622003-0105	PLACARD-STROBE -----	1			
-32	1205024-1	PLACARD-BATTERY BOX & GROUND SERVICE PLUG -----	2			
-33	0505007-1	PLACARD-BAGGAGE & OR AUXILIARY SEAT -----	1			
-34	S1397-5	PLACARD-ENGINE OIL CHANGE -----	1			
-35	1250410-3	PLACARD-OIL FILTER -----	1			
-36	0410218-10	PLATE ASSY-FUEL INDICATOR 22.5 GALS -----	1			
	0410218-12	PLATE ASSY-FUEL INDICATOR LONG RANGE 35.0 GALS -----	1			
-37	0405035-5	CHECK LIST ASSY-PILOT -----	1	J		
-38	0405035-6	CHECK LIST ASSY-PILOT -----	1	F		
-39	0405032-1	PLACARD-PILOTS CHECK LIST -----	1			
-40	1205085-2	PLACARD-EMERGENCY LOCATOR TRANSMITTER -----	1			
	S1500	STENCILS-SLANT LETTERS & NUMERALS SEE SHT 1 & 2 FIG 2 -----	AR			
	S1600	STENCILS-VERTICAL LETTERS & NUMERALS SEE SHT 1 & 2 FIG 2 -----	AR			
<p>A---150 SERIAL 15075782 THRU 15077005 F150 SERIAL F15001144 THRU F15001248 A150 SERIAL A1500524 THRU A1500609 FA150 SERIAL FA1500262 THRU FA1500281</p> <p>B---150 SERIAL 15075782 THRU 15077005 A150 SERIAL A1500524 THRU A1500609</p> <p>C---F150 SERIAL F15001144 THRU F15001248 FA150 SERIAL FA1500262 THRU FA1500281</p> <p>D---A150 SERIAL A1500524 THRU A1500609</p> <p>E---FA150 SERIAL FA1500262 THRU FA1500281</p> <p>F---A150 SERIAL A1500524 THRU A1500609 FA150 SERIAL FA1500262 THRU FA1500281</p> <p>G---150 SERIAL 15075782 THRU 15077005</p> <p>H---F150 SERIAL F15001144 THRU F15001248</p> <p>J---150 SERIAL 15075782 THRU 15077005 F150 SERIAL F15001144 THRU F15001248</p>						



FIGURE AND INDEX NO.	PART NUMBER	DESCRIPTION							UNITS PER ASSY	USABLE ON CODE
		1	2	3	4	5	6	7		
2C-		PLACARDS, NAMEPLATES & EXTERIOR MARKINGS -----							NP	A
- 1	0405039-1	STENCIL-EXTERIOR CESSNA -----							2	B
- 2	0405039-2	STENCIL-EXTERIOR REIMS/CESSNA -----							2	C
- 3	0405038-3	NAMEPLATE-EXTERIOR REIMS/CESSNA -----							2	E
- 4	0405042-3	PLACARD-EXTERIOR 150 COMMUTER WHITE LETTERS -----							2	B
	0405042-9	PLACARD-EXTERIOR 150 COMMUTER BLACK LETTERS -----							2	B
- 5	0405042-5	PLACARD-EXTERIOR 150 COMMUTER II WHITE LETTERS -----							2	B
	0405042-10	PLACARD-EXTERIOR 150 COMMUTER II BLACK LETTERS -----							2	B
- 6	0405042-2	PLACARD-EXTERIOR F150 -----							2	C
- 7	0405042-4	PLACARD-EXTERIOR F150 COMMUTER -----							2	C
- 8	0405042-7	PLACARD-EXTERIOR CESSNA AEROBAT -----							2	D
- 9	0405042-6	PLACARD-EXTERIOR AEROBAT -----							2	E
-10	S1714-1	PLACARD-ALLIANCE FOR PROGRESS -----							1	
-11	S1713-1	PLACARD-HANDS OF FRIENDSHIP -----							1	
-12	0405031-1	EMBLEM-CONTROL WHEEL -----							1	B
-13	0405031-2	EMBLEM-CONTROL WHEEL -----							1	C
-14	0405031-9	EMBLEM-CONTROL WHEEL -----							1	F
-15	1205004-1	PLACARD-MAP LIGHT -----							1	
-16	0400213-6	PLACARD SET-COMPASS CORRECTION -----							1	
-17	0405026-4	PLACARD-MARKER BEACON -----							1	
-18	0405003-2	PLACARD-EMERGENCY DOOR RELEASE -----							2	F

CONTINUED ON NEXT PAGE

Placards (Cont)



150 commuter (4)

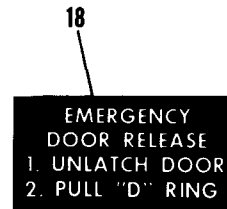
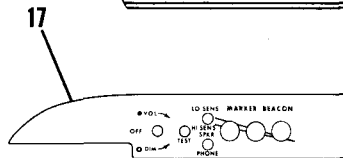
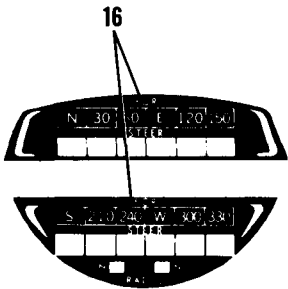
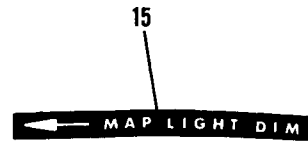
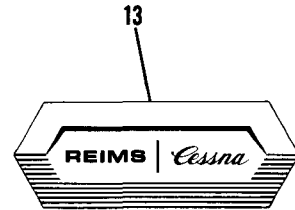
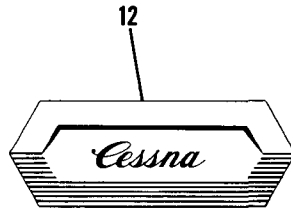
150 commuter II (5)

F150 (6)

F150 commuter (7)

cessna Aerobat (8)

Aerobat (9)



150 SERIAL 15077006 THRU 15078505
 F150 SERIAL F15001249 THRU F15001338
 A150 SERIAL A1500610 THRU A1500684
 FA150 SERIAL FA1500282 THRU FA1500311

Figure 2C. (Sheet 1 of 2) Placards, Nameplates & Exterior Markings

Placards (Cont)

19

MAX GROSS WT OF GLIDER
917 LBS
04020332

20

DO NOT OPEN WINDOW ABOVE 143 KNOTS IAS
0405007-2

21

CAUTION

IF SPIN IS ENTERED INADVERTENTLY

1. CLOSE THE THROTTLE PROMPTLY.
2. APPLY FULL OPPOSITE RUDDER.
3. MOVE ELEVATOR CONTROL BRISKLY FORWARD OF NEUTRAL.
4. NEUTRALIZE RUDDER AND RECOVER FROM DIVE.

0405008-2

22

REMOVE WHEN
O.A.T. EXCEEDS 20°F

23

WINTERIZATION KIT MUST BE REMOVED
WHEN OUTSIDE AIR TEMPERATURE IS ABOVE 20° F.
0505009-3

24

MAXIMUM

25

MAXIMUM

26

MAXIMUM

27

MAXIMUM

28

+ N 9 0 0 0 R +

29

FINISH & TRIM

30

CESSNA AIR OIL SHOCK STRUT
CESSNA AIRCRAFT COMPANY, WICHITA, KANSAS
FILLING INSTRUCTIONS

1. REMOVE VALVE CAP AND RELEASE ALL AIR.
2. REMOVE VALVE HOUSING ASSEMBLY.
3. COMPRESS STRUT COMPLETELY (STOPS IN CONTACT WITH OUTER BARREL WUB).
4. OIL LEVEL.
5. FLUID USED SHOULD COMPLY WITH SPECIFICATION MIL-R-9006.
6. FILL STRUT TO BOTTOM OF VALVE INSTALLATION HOSE.
7. MAINTAIN OIL LEVEL AT BOTTOM OF VALVE INSTALLATION HOSE.
8. FULLY EXTEND STRUT.
9. REPLACE VALVE HOUSING ASSEMBLY.
10. WIFE STRUT FULLY EXTENDED AND HOSE WHEEL CLEAR OF GROUND. INFLATE STRUT TO 30 PSI.

31

WARNING

TURN OFF STROBE LIGHTS WHEN TAXIING IN VICINITY OF OTHER AIRCRAFT, OR DURING FLIGHT THROUGH CLOUDS, FOG OR HAZE.

042000-003

32

CAUTION

12 VOLTS D.C. THIS AIRCRAFT IS EQUIPPED WITH ALTERNATOR AND A NEGATIVE GROUND SYSTEM. OBSERVE PROPER POLARITY REVERSE POLARITY WILL DAMAGE ELECTRICAL COMPONENTS.

33

120 POUNDS MAXIMUM
PASSENGER
AND OR AUXILIARY PASSENGER
FOR ADDITIONAL LOAD INSTRUCTIONS
SEE WEIGHT & BALANCE DATA

34

ENGINE OIL

ABOVE 40°F USE SAE 40
BELOW 40°F USE SAE 10W30 OR SAE 20

OIL CHANGED: _____ DATE _____
OIL USED: _____

USE ONLY OIL THAT COMPLIES WITH CONTINENTAL SPEC WMS 2AA
CESSNA DEALERS HAVE LIST OF APPROVED OILS

35

CESSNA PART NO. C204505-0101
ELEMENT NO. - C204505-0102
CHANGE OIL & FILTER ELEMENT EVERY 30 HOURS
FORQUE 20-25 FT LBS
ADD 1/2 ADDITIONAL QT OF ENGINE OIL WITH INSTALLATION OF THIS FILTER & AT EACH ELEMENT CHANGE

36

FUEL
22.5 GALS
ON — OFF

37

150 PILOT'S CHECKLIST

38

A150 PILOT'S CHECKLIST

39

150 AND AEROBAT CHECK LIST

BEFORE TAKE-OFF

Controls -- FREE AND CORRECT
Elevator trim -- TAKE-OFF
Fuel valve -- ON
Pump -- COMPLETE
Carburetor heat -- OFF
Mixture -- RICH
Flaps -- 0°
Instruments -- CHECK AND SET
Seats and belts -- SECURE

BEFORE LANDING

Mixture -- RICH
Carburetor heat -- ON
Airspeed -- 65 KTS FLAPS UP
55 KTS FLAPS DOWN

0505011-1

40

EMERGENCY LOCATOR TRANSMITTER
INSTALLED BEHIND THIS COVER
MUST BE SERVICED IN ACCORDANCE
WITH FAR 91.52

150 SERIAL 15077006 THRU 15078505
 F150 SERIAL F15001249 THRU F15001338
 A150 SERIAL A1500610 THRU A1500684
 FA150 SERIAL FA1500282 THRU FA1500311

Figure 2C. (Sheet 2 of 2) Placards, Nameplates & Exterior Markings

FIGURE AND INDEX NO.	PART NUMBER	DESCRIPTION	UNITS PER ASSY	USABLE ON CODE		
					1	2
2C-19	0405033-1	PLACARD-GLIDER TOW HOOK -----	1			
-20	0405007-2	PLACARD-WINDOW LIMITATIONS -----	2	F		
-21	0405008-2	PLACARD-SPIN -----	1	F		
-22	0552110-3	PLACARD-WINTERIZATION COVER -----	2			
-23	0505009-3	PLACARD-WINTERIZATION -----	1			
-24	0405034-3	PLACARD-OPERATIONAL LIMITATIONS 150 VFR-IFR -----	1	B		
-25	0405034-11	PLACARD-OPERATIONAL LIMITATIONS F150 VFR-IFR -----	AR	C		
	0405034-9	PLACARD-OPERATIONAL LIMITATIONS F150 DAY-NIGHT-VFR -----	AR	C		
	0405034-7	PLACARD-OPERATIONAL LIMITATIONS F150 DAY-VFR -----	AR	C		
	0405034-12	PLACARD-OPERATIONAL LIMITATIONS F150 VFR-IFR -----	AR	C		
		(IN FRENCH)				
	0405034-10	PLACARD-OPERATIONAL LIMITATIONS F150 DAY-NIGHT-VFR -----	AR	C		
		(IN FRENCH)				
	0405034-8	PLACARD-OPERATIONAL LIMITATIONS F150 DAY-VFR -----	AR	C		
		(IN FRENCH)				
-26	0405034-6	PLACARD-OPERATIONAL LIMITATIONS A150 VFR-IFR -----	AR	D		
	0405034-5	PLACARD-OPERATIONAL LIMITATIONS A150 DAY-NIGHT-VFR -----	AR	D		
	0405034-4	PLACARD-OPERATIONAL LIMITATIONS A150 DAY-VFR -----	AR	D		
-27	0405034-17	PLACARD-OPERATIONAL LIMITATIONS FA150 VFR-IFR -----	AR	E		
	0405034-15	PLACARD-OPERATIONAL LIMITATIONS FA150 DAY-NIGHT-VFR -----	AR	E		
	0405034-13	PLACARD-OPERATIONAL LIMITATIONS FA150 DAY-VFR -----	AR	E		
	0405034-18	PLACARD-OPERATIONAL LIMITATIONS FA150 VFR-IFR -----	AR	E		
		(IN FRENCH)				
	0405034-16	PLACARD-OPERATIONAL LIMITATIONS FA150 DAY-NIGHT-VFR -----	AR	E		
		(IN FRENCH)				
	0405034-14	PLACARD-OPERATIONAL LIMITATIONS FA150 DAY-VFR -----	AR	E		
		(IN FRENCH)				
-28	0400211-6	PLACARD ASSY-AIRPLANE IDENTIFICATION -----	1			
-29	0713047	PLATE-FINISH & TRIM -----	1			
-30	0442145-1	PLACARD-NOSE GEAR SHOCK STRUT -----	1			
-31	C622003-0105	PLACARD-STROBE -----	1			
-32	1205024-1	PLACARD-BATTERY BOX & GROUND SERVICE PLUG -----	2			
-33	0505007-1	PLACARD-BAGGAGE & OR AUXILIARY SEAT -----	1			
-34	S1397-5	PLACARD-ENGINE OIL CHANGE -----	1			
-35	1250410-3	PLACARD-OIL FILTER -----	1			
-36	0401218-10	PLATE ASSY-FUEL INDICATOR 22.5 GALS -----	1			
	0401218-12	PLATE ASSY-FUEL INDICATOR 35.0 GALS -----	1			
-37	0405040-1	CHECK LIST ASSY-PILOT -----	1	G		
-38	0405040-2	CHECK LIST ASSY-PILOT -----	1	F		
-39	0405041-1	PLACARD-PILOTS CHECK LIST -----	1			
-40	1205085-2	PLACARD-EMERGENCY LOCATOR TRANSMITTER -----	1			
	S1500	STENCILS-SLANT LETTERS & NUMERALS SEE SHT 1 & 2 FIG 2 -----	AR			
	S1600	STENCILS-VERTICAL LETTERS & NUMERALS SEE SHT 1 & 2 FIG 2 -----	AR			
<p>A---150 SERIAL 15077006 THRU 15078505 F150 SERIAL F15001249 THRU F15001338 A150 SERIAL A1500610 THRU A1500684 FA150 SERIAL FA1500282 THRU FA1500311</p> <p>B---150 SERIAL 15077006 THRU 15078505 C---F150 SERIAL F15001249 THRU F15001338 D---A150 SERIAL A1500610 THRU A1500684 E---FA150 SERIAL FA1500282 THRU FA1500311 F---A150 SERIAL A1500610 THRU A1500684 FA150 SERIAL FA1500282 THRU FA1500311</p> <p>G---150 SERIAL 15077006 THRU 15078505 F150 SERIAL F15001249 THRU F15001338</p>						



FIGURE AND INDEX NO.	PART NUMBER	DESCRIPTION	UNITS PER ASSY	USABLE ON CODE
2D-		PLACARDS, NAMEPLATES & EXTERIOR MARKINGS -----	NP	A
- 1	0505061-1	NAMEPLATE-EXTERIOR CESSNA BLACK LETTERS -----	2	B
	0505061-3	NAMEPLATE-EXTERIOR CESSNA BLACK LETTERS -----	2	C
	0505061-4	NAMEPLATE-EXTERIOR CESSNA WHITE LETTERS -----	2	C
- 2	0505061-5	NAMEPLATE-EXTERIOR REIMS/CESSNA BLACK LETTERS -----	2	D
	0505061-6	NAMEPLATE-EXTERIOR REIMS/CESSNA WHITE LETTERS -----	2	E
- 3	0405043-1	PLACARD-EXTERIOR 150 COMMUTER WHITE LETTERS -----	2	C
	0405043-6	PLACARD-EXTERIOR 150 COMMUTER BLACK LETTERS -----	2	C
- 4	0405043-2	PLACARD-EXTERIOR 150 COMMUTER II WHITE LETTERS -----	2	C
	0405043-7	PLACARD-EXTERIOR 150 COMMUTER II BLACK LETTERS -----	2	C
- 5	0405043-3	PLACARD-EXTERIOR F150 COMMUTER WHITE LETTERS -----	2	E
- 6	0405043-5	PLACARD-EXTERIOR F150 WHITE LETTERS -----	2	E
- 7	0405043-9	PLACARD-EXTERIOR LH AEROBAT -----	1	F
- 8	0405043-8	PLACARD-EXTERIOR RH AEROBAT -----	1	F
- 9	S1714-1	PLACARD-ALLIANCE FOR PROGRESS -----	1	
-10	S1713-1	PLACARD-HANDS OF FRIENDSHIP -----	1	
-11	0405031-1	EMBLEM-CONTROL WHEEL -----	2	C
-12	0405031-2	EMBLEM-CONTROL WHEEL -----	2	E
-13	0405031-9	EMBLEM-CONTROL WHEEL -----	2	F
-14	1205004-1	PLACARD-MAP LIGHT -----	1	
-15	0400213-6	PLACARD SET-COMPASS CORRECTION -----	1	
-16	0405026-4	PLACARD-MARKER BEACON -----	1	
-17	0405003-2	PLACARD-EMERGENCY DOOR RELEASE -----	2	F

CONTINUED ON NEXT PAGE

Placards (Cont)

1
2
Cessna
reims/cessna

3
150
commuter

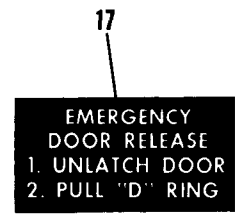
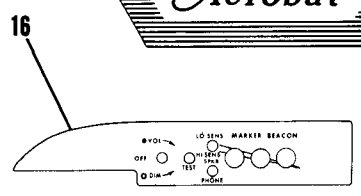
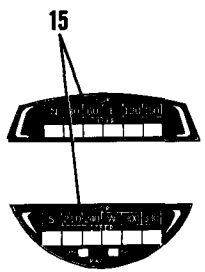
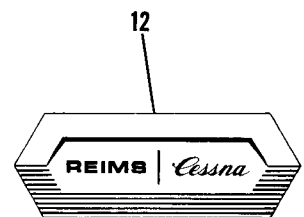

4
150
commuter II

5
F150
commuter

7
aerobat.

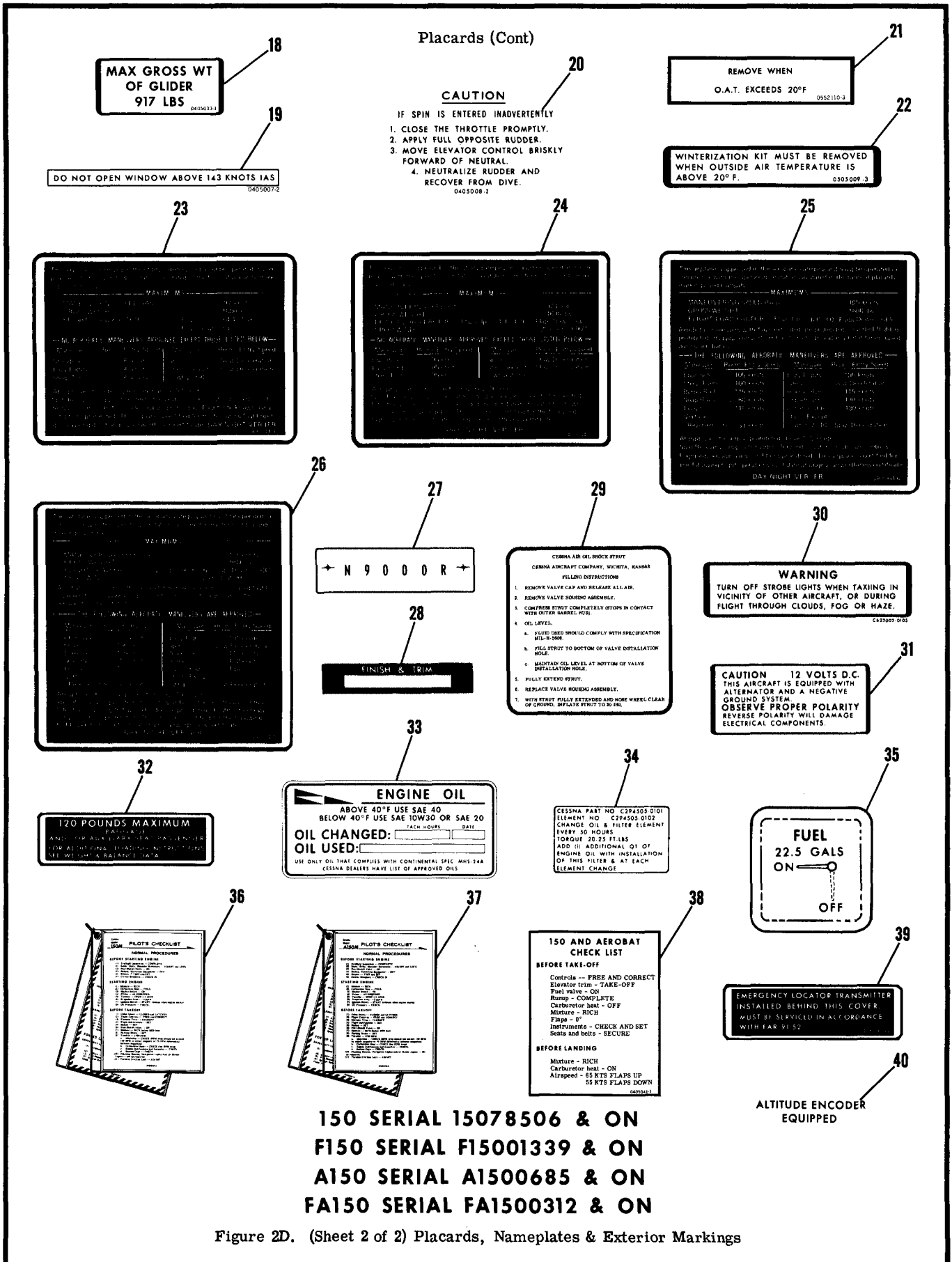
6
F150

8
aerobat.



150 SERIAL 15078506 & ON
F150 SERIAL F15001339 & ON
A150 SERIAL A1500685 & ON
FA150 SERIAL FA1500312 & ON

Figure 2D. (Sheet 1 of 2) Placards, Nameplates & Exterior Markings



150 SERIAL 15078506 & ON
 F150 SERIAL F15001339 & ON
 A150 SERIAL A1500685 & ON
 FA150 SERIAL FA1500312 & ON

Figure 2D. (Sheet 2 of 2) Placards, Nameplates & Exterior Markings

FIGURE AND INDEX NO.	PART NUMBER	DESCRIPTION						UNITS PER ASSY	USABLE ON CODE
		1	2	3	4	5	6		
2D-18	0405033-1	PLACARD-GLIDER TOW HOOK -----						1	
-19	0405007-2	PLACARD-WINDOW LIMITATIONS -----						2	F
-20	0405008-2	PLACARD-SPIN -----						1	F
-21	0552110-3	PLACARD-WINTERIZATION COVER -----						2	
-22	0505009-3	PLACARD-WINTERIZATION -----						1	
-23	0405034-3	PLACARD-OPERATIONAL LIMITATIONS 150 VFR-IFR -----						1	C
-24	0405034-11	PLACARD-OPERATIONAL LIMITATIONS F150 VFR-IFR -----						AR	E
	0405034-9	PLACARD-OPERATIONAL LIMITATIONS F150 DAY-NIGHT-VFR -----						AR	E
	0405034-7	PLACARD-OPERATIONAL LIMITATIONS F150 DAY-VFR -----						AR	E
	0405034-12	PLACARD-OPERATIONAL LIMITATIONS F150 VFR-IFR ----- (IN FRENCH)						AR	E
	0405034-10	PLACARD-OPERATIONAL LIMITATIONS F150 DAY-NIGHT-VFR ----- (IN FRENCH)						AR	E
	0405034-8	PLACARD-OPERATIONAL LIMITATIONS F150 DAY-VFR ----- (IN FRENCH)						AR	E
-25	0405034-6	PLACARD-OPERATIONAL LIMITATIONS A150 VFR-IFR -----						AR	B
	0405034-5	PLACARD-OPERATIONAL LIMITATIONS A150 DAY-NIGHT-VFR -----						AR	B
-26	0405034-4	PLACARD-OPERATIONAL LIMITATIONS A150 DAY-VFR -----						AR	B
	0405034-17	PLACARD-OPERATIONAL LIMITATIONS FA150 VFR-IFR -----						AR	D
	0405034-15	PLACARD-OPERATIONAL LIMITATIONS FA150 DAY-NIGHT-VFR -----						AR	D
	0405034-13	PLACARD-OPERATIONAL LIMITATIONS FA150 DAY-VFR -----						AR	D
	0405034-18	PLACARD-OPERATIONAL LIMITATIONS FA150 VFR-IFR ----- (IN FRENCH)						AR	D
	0405034-16	PLACARD-OPERATIONAL LIMITATIONS FA150 DAY-NIGHT-VFR ----- (IN FRENCH)						AR	D
	0405034-14	PLACARD-OPERATIONAL LIMITATIONS FA150 DAY-VFR ----- (IN FRENCH)						AR	D
-27	0400211-6	PLACARD ASSY-AIRPLANE IDENTIFICATION -----						1	
-28	0713047	PLATE-FINISH & TRIM -----						1	
-29	0442145-1	PLACARD-NOSE GEAR SHOCK STRUT -----						1	
-30	C622003-0105	PLACARD-STROBE -----						1	
-31	1205024-1	PLACARD-BATTERY BOX & GROUND SERVICE PLUG -----						2	
-32	0505007-1	PLACARD-BAGGAGE & OR AUXILIARY SEAT -----						1	
-33	S1397-5	PLACARD-ENGINE OIL CHANGE -----						1	
-34	1250410-3	PLACARD-OIL FILTER -----						1	
-35	0401218-10	PLATE ASSY-FUEL INDICATOR 22.5 GALS -----						1	
	0401218-12	PLATE ASSY-FUEL INDICATOR 35.0 GALS -----						1	
-36	0405040-1	CHECK LIST ASSY-PILOT -----						1	G
-37	0405040-2	CHECK LIST ASSY-PILOT -----						1	F
-38	0405041-1	PLACARD-PILOTS CHECK LIST -----						1	
-39	1205085-2	PLACARD-EMERGENCY LOCATOR TRANSMITTER -----						1	
	S1500	STENCILS-SLANT LETTERS & NUMERALS SEE SHT 1 & 2 FIG 2 -----						AR	
	S1600	STENCILS-VERTICAL LETTERS & NUMERALS SEE SHT 1 & 2 FIG 2 -----						AR	
-40	0405044-1	PLACARD-BLIND ENCODER -----						1	
		<p>A---150 SERIAL 15078506 & ON F150 SERIAL F15001339 & ON A150 SERIAL A1500685 & ON FA150 SERIAL FA1500312 & ON</p> <p>B---A150 SERIAL A1500685 & ON</p> <p>C---150 SERIAL 15078506 & ON</p> <p>D---FA150 SERIAL FA1500312 & ON</p> <p>E---F150 SERIAL F15001339 & ON</p> <p>F---A150 SERIAL A1500685 & ON FA150 SERIAL FA1500312 & ON</p> <p>G---150 SERIAL 15078506 & ON F150 SERIAL F15001339 & ON</p>							

FIGURE AND INDEX NO.	PART NUMBER	DESCRIPTION	UNITS PER ASSY	USABLE ON CODE
		1 2 3 4 5 6 7		
3 -		WING ASSEMBLY-COMplete LH STANDARD RANGE -----	NP	
		WING ASSEMBLY-COMplete RH STANDARD RANGE -----	NP	
		WING ASSEMBLY-COMplete LH EXTENDED RANGE -----	NP	
		WING ASSEMBLY-COMplete RH EXTENDED RANGE -----	NP	
		ATTACHING PARTS		
- 1	AN8-24A	BOLT -----	1	
- 2	AN960-816	WASHER -----	5	
- 3	MS20365-820C	NUT -----	1	
- 4	AN7-24A	BOLT -----	1	
- 5	0512123	BUSHING -----	2	
- 6	AN960-716	WASHER -----	3	
- 7	MS20365-720C	NUT -----	1	
		*-----		
- 8	SEE FIG 15	AILERON INSTALLATION -----	1	
- 9	SEE FIG 16	FLAP INSTALLATION -----	1	
-10	SEE FIG 4	STRUCTURE ASSEMBLY-WING 150 STANDARD RANGE -----	1	A
	SEE FIG 5	STRUCTURE ASSEMBLY-WING AEROBAT STANDARD RANGE -----	1	B
-11	SEE FIG 6	STRUCTURE ASSEMBLY-WING 150 EXTENDED RANGE -----	1	A
	SEE FIG 7	STRUCTURE ASSEMBLY-WING AEROBAT EXTENDED RANGE -----	1	B
-12	SEE FIG 12	FUEL TANK INSTALLATION STANDARD RANGE -----	1	
-13	SEE FIG 13	FUEL TANK INSTALLATION EXTENDED RANGE -----	1	
-14	0426511-6	COVER ASSEMBLY-FUEL TANK LH 150 STANDARD RANGE -----	1	E
	0426511-7	COVER ASSEMBLY-FUEL TANK RH 150 STANDARD RANGE -----	1	E
	0426511-19	COVER ASSEMBLY-FUEL TANK LH 150 STANDARD RANGE -----	1	F
	0426511-18	COVER ASSEMBLY-FUEL TANK RH 150 STANDARD RANGE -----	1	F
	0420030-1	COVER ASSEMBLY-FUEL TANK LH AEROBAT STANDARD RANGE -----	1	G
	0420030-2	COVER ASSEMBLY-FUEL TANK RH AEROBAT STANDARD RANGE -----	1	G
	0420030-5	COVER ASSEMBLY-FUEL TANK LH AEROBAT STANDARD RANGE -----	1	H
	0420030-6	COVER ASSEMBLY-FUEL TANK RH AEROBAT STANDARD RANGE -----	1	H
-15	0426516-1	COVER ASSEMBLY-FUEL TANK LH 150 EXTENDED RANGE -----	1	E
	0426516-2	COVER ASSEMBLY-FUEL TANK RH 150 EXTENDED RANGE -----	1	E
	0426516-15	COVER ASSEMBLY-FUEL TANK LH 150 EXTENDED RANGE -----	1	F
	0426516-16	COVER ASSEMBLY-FUEL TANK RH 150 EXTENDED RANGE -----	1	F
	0420030-3	COVER ASSEMBLY-FUEL TANK LH AEROBAT EXTENDED RANGE -----	1	G
	0420030-4	COVER ASSEMBLY-FUEL TANK RH AEROBAT EXTENDED RANGE -----	1	G
	0420030-7	COVER ASSEMBLY-FUEL TANK LH AEROBAT EXTENDED RANGE -----	1	H
	0420030-8	COVER ASSEMBLY-FUEL TANK RH AEROBAT EXTENDED RANGE -----	1	H
		ATTACHING PARTS		
-16	NAS220-6	SCREW 150 STANDARD RANGE -----	7	A
	NAS220-6	SCREW AEROBAT STANDARD RANGE -----	10	B
-17	NAS220-8	SCREW STANDARD RANGE -----	25	
-18	NAS220-9	SCREW STANDARD RANGE -----	7	
-19	NAS220-12	SCREW STANDARD RANGE -----	3	
-20	NAS220-8	SCREW 150 EXTENDED RANGE -----	51	A
	NAS220-8	SCREW AEROBAT EXTENDED RANGE -----	54	B
-20A	AN520-10R8	SCREW -----	6	J
		*-----		
-21	0523619-1	GASKET-FUEL GAGE ACCESS -----	1	
-22	0523558-1	COVER-FUEL GAGE ACCESS -----	1	
		ATTACHING PARTS		
-23	S102128-8	SCREW -----	3	
-24	NAS395-14-3	NUT -----	3	
		*-----		
-24A	0426011-4	FUEL FILLER NECK-CAP ADAPTER -----	1	J
	0426013-2	GASKET BETWEEN FILLER NECK & COVER -----	1	J
	C156001-0104	CHAIN ASSEMBLY -----	1	J
-25	S225-1	PLATE-INSPECTION -----	3	
-26	S225-1	PLATE-INSPECTION EXTENDED RANGE LH ONLY -----	1	
-27	S225-2	PLATE-INSPECTION -----	2	
		ATTACHING PARTS		
	S102128-8	SCREW -----	3	
		*-----		

CONTINUED ON NEXT PAGE

Wing

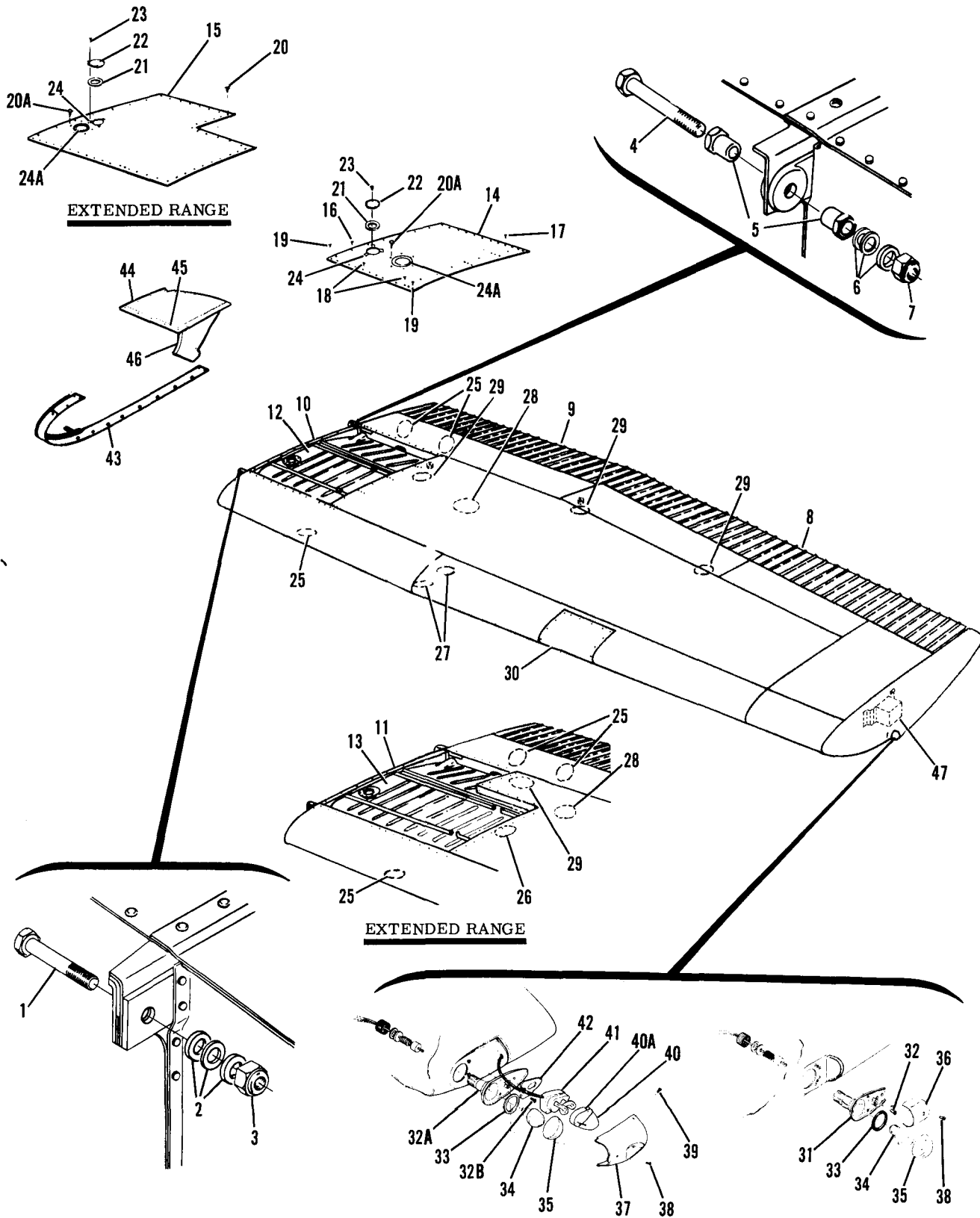


Figure 3. Wing Assembly Complete - Standard and Extended Range