

A. Schenke



AIRCRAFT COMPANY

PAWNEE DIVISION

Wichita, Kansas

**WHERE THIS CATALOG REFERS TO A
SPECIFIC MODEL IT IS NOTED AS FOLLOWS:**


150 FOR THE MODEL 150.

A150 FOR THE AEROBAT

F150 FOR THE FRENCH MANUFACTURED 150.

FA150 FOR THE FRENCH MANUFACTURED AEROBAT.

**THIS CATALOG SUPERSEDES ALL PREVIOUS 150 & A150
PARTS CATALOGS DATED 1 JULY 1969 THRU 15 JUNE 1975**



1 JULY 1976



INSERT LATEST CHANGED PAGES. DESTROY SUPERSEDED PAGES.

LIST OF EFFECTIVE PAGES

Dates of issue for original and changed pages are:

Original . . . 0 . . . 1 July 1976

TOTAL NUMBER OF PAGES IN THIS PUBLICATION IS 500 CONSISTING OF THE FOLLOWING:

Page No.	Change No.	Page No.	Change No.	Page No.	Change No.
Title	0	48.	0	96 thru 102.	0
A	0	49.	0	102A	0
B	0	49A	0	102B blank	0
C blank	0	49B	0	103 thru 105	0
i	0	50.	0	105A thru 105D.	0
ii	0	51.	0	106 thru 110	0
ii-a	0	51A	0	110A blank	0
ii-b	0	51B blank	0	110B thru 110H.	0
iii.	0	52.	0	110J thru 110M.	0
iv.	0	53.	0	110N blank	0
iv-a thru iv-g	0	53A	0	110P	0
iv-h blank	0	53B	0	111 thru 113	0
v thru xxxiv	0	54	0	113A thru 113E.	0
1 thru 5	0	55	0	113F blank	0
5A	0	55A	0	113G	0
5B blank	0	55B	0	113H	0
6 thru 10	0	56 thru 61	0	113J thru 113M.	0
10A thru 10H.	0	61A thru 61D.	0	114 thru 121	0
10J thru 10N	0	62	0	121A thru 121H.	0
10P thru 10V.	0	63	0	121J thru 121N.	0
11 thru 13	0	63A thru 63C.	0	121P thru 121T.	0
13A	0	63D blank	0	122	0
13B	0	64 thru 67	0	123	0
14 thru 19	0	67A thru 67C.	0	123A thru 123F.	0
19A	0	67D blank	0	124	0
19B blank	0	68 thru 75	0	125	0
20 thru 22	0	75A	0	125A	0
22A	0	75B	0	125B	0
22B	0	76 thru 86	0	126	0
23 thru 27	0	86A thru 86C.	0	127	0
27A	0	86D blank	0	127A thru 127H.	0
27B	0	87 thru 89	0	127J.	0
28 thru 31	0	89A thru 89H.	0	127K blank	0
31A	0	90	0	128	0
31B blank	0	91	0	129	0
32	0	91A thru 91C.	0	129A	0
33	0	91D blank	0	129B	0
33A	0	91E	0	130	0
33B	0	91F	0	131	0
34 thru 47	0	92 thru 95	0	131A	0
47A	0	95A thru 95C.	0	131B	0
47B blank	0	95D blank	0	132	0

Upon receipt of the second and subsequent changes to this book, personnel responsible for maintaining this publication in current status should ascertain that all previous changes have been received and incorporated.

* The asterisk indicates pages changed, added, or deleted by the current change.

INSERT LATEST CHANGED PAGES. DESTROY SUPERSEDED PAGES.

LIST OF EFFECTIVE PAGES

Dates of issue for original and changed pages are:

Original . . . 0 . . . 1 July 1976

Page No.	Change No.	Page No.	Change No.
133	0	186B	0
133A	0	187 thru 189	0
133B	0	189A	0
134	0	189B blank	0
135	0	190	0
135A	0	191	0
135B	0	191A thru 191F	0
136	0	192	0
137	0	193	0
137A thru 137C	0	193A	0
137D blank	0	193B blank	0
138 thru 142	0	194 thru 197	0
142A	0	197A	0
142B blank	0	197B	0
143	0	198	0
143A	0	199	0
143B	0	199A	0
144 thru 147	0	199B blank	0
147A	0	199C thru 199F	0
147B	0	200 thru 202	0
148 thru 150	0	202A thru 202C	0
150A	0	202D blank	0
150B	0	203 thru 207	0
151	0	208 blank	0
152 thru 159	0	209 thru 246	0
159A	0		
159B	0		
160 thru 163	0		
163A	0		
163B blank	0		
164 thru 171	0		
171A	0		
171B blank	0		
172	0		
173	0		
173A thru 173C	0		
173D blank	0		
174 thru 179	0		
179A thru 179C	0		
179D blank	0		
180 thru 186	0		
186A	0		

Upon receipt of the second and subsequent changes to this book, personnel responsible for maintaining this publication in current status should ascertain that all previous changes have been received and incorporated.

* The asterisk indicates pages changed, added, or deleted by the current change.

INTRODUCTION.

This illustrated parts catalog has been prepared to aid you in easily and quickly identifying parts of the models covered herein.

This catalog features an index system consisting of:

1. An alphabetical index located in the front of the catalog.
2. A numerical index located in the back of the catalog, which lists all parts and figures in which they appear.

STANDARD PARTS.

Many parts having standard usage have been incorporated into the Cessna Standard System. Parts in this group are designated with the part number prefix "S".

For standard hardware items such as Tinnerman nuts, clamps, etc., "AN" and "NAS" numbers have been used.

USABLE ON CODES... Serial listings in this catalog are noted by a letter code located in the usable on code column which is the extreme right hand column of the parts list page. Usable on codes are applicable only to the figure on which they appear. The code letters and the serials to which they apply are listed at the end of the figure.

If no usable on code appears opposite a first column listing of the figure, the usage is applicable to all models and serials covered by this catalog. If no usable on code appears opposite any indented listing, the usage is applicable to all models and serials covered by the figure on which it appears.

Bold face type serials appearing on certain figures are for quick reference to large blocks of airplanes.

FRENCH 150 serial usage is listed together with the United States serial usage immediately following the parts listing on each individual figure where applicable.

NON-INTERCHANGEABLE PARTS... When parts are not interchangeable with earlier models, all parts applicable to the particular usage are listed. The letter code for the individual part usage is listed in the usable on column opposite each part. Care should be exercised in determining proper serial when ordering to insure receipt of correct part.

INTERCHANGEABLE PARTS... When a later design part is completely interchangeable with the part it replaces, both parts will be serialized and the notation "when exhausted use ___", or the abbreviation, "WEU ___" will be entered following the listing of the earlier design part. This means that the earlier design part should be used on airplanes to which they apply until the supply of these parts is exhausted---after which time the later design part must be used. This is done to simplify stocking of parts by our distributors and dealers. The earlier part is as good, physically and functionally, as the later design part---the difference

being the later design part can be used on more than one block of airplane serials.

SYMBOLS & PART NUMBER TERMS.

NP - The symbol "NP" appearing in the units per assembly column denotes that the item it appears opposite is not procurable.

AR - The symbol "AR" appearing in the units per assembly column denotes "As Required" and is used to indicate bulk quantity where an indefinite amount is used.

The following is a list of abbreviations that may appear in the description nomenclature:

- | | |
|------------------------|--------------------------|
| ALT - Alternate part | INSTL - Installation |
| ASSY - Assembly | LH - Left hand |
| BKI - Bulk item | RH - Right hand |
| FSO - For spares order | WEU - When exhausted use |

Other key letter symbols spaced apart from and following the part nomenclature are for cataloging and manufacturing purposes only and are not to be considered by the customer.

A blank entry in the part number column appears before an unprocurable part or installation which is also denoted in the "Units Per Assembly" column by the use of the symbol NP.

GROUP ASSEMBLY PARTS LIST ARRANGEMENT.

This section lists all replaceable items in the airplane and these items are detailed on illustrations throughout the section. The index numbers on the illustration are keyed to each accompanying parts list. The purpose of the index numbers is to provide complete and positive identification of the article, but should not be used for procurement purposes.

- a. The figure and index number column of the parts list shows the figure number once at the beginning of the list. The figure number is followed by a dash and the indexed number. The remaining index numbers are preceded by dash only.
- b. The part number column identifies the item by part number.
- c. In the description column, relationship of items covered is shown by the degree of indentation of each item, for example: The wing assembly (Figure 3) is listed in column (1) of the description column. The wing structure, is the next lower assembly and is therefore listed in column (2).
- d. If two or more assemblies contain a majority of identical parts or the assemblies are left or right hand, the assemblies are listed together and the next lower assemblies or detail parts are listed as common for both assemblies, with the differing parts coded for usage on the correct major assembly.

- e. Attaching parts are listed immediately beneath the item to be attached and preceding any detail parts of the item. They are listed in the same column as the item they attach and are preceded by the caption "Attaching Parts." The end of the attaching parts listing is followed by a separating symbol ---*---
- f. The quantity listed in the "Units Per Assembly" column for attaching parts denotes the quantity necessary to attach only one part. Total quantity necessary to attach more than one part is obtained by multiplying the attaching parts quantity by the number of parts attached.
- g. Component parts of the complete airplane which are not included in any assembly, but which are used in conjunction with, or attach to certain assemblies, are listed either preceding the first detail or following the last detail of the assembly or installation, and in the same column as the major assembly or installation.
- h. The quantities listed in the "Units Per Assembly" column are the quantity used per figure.

ACCESSORY KITS.

For accessory kit listings, refer to separate Accessory Kit Catalog.

BULK ITEMS.

Certain items such as flexible air hose, rubber mouldings and channels, windshield sealing strips etc., are noted in the catalog listings as bulk items. These listings also note the cut length of these materials for one installation. When an item is listed as a bulk item, it will be supplied to the dealer in the most convenient bulk length or quantity. Reference to the cut length or quantity per installation provides for the most satisfactory disbursement to the customer.

HOW TO ORDER.

USE YOUR CATALOG TO ORDER PARTS. Use parts and Accessories Order Form, which will be supplied by Cessna on request. Give complete information on addresses and make sure the part number and part name are as shown in the catalog. Be sure to specify quantities. Specify how the order is to be shipped, otherwise it will be sent out in the manner that seems best to the shipper.

SERIAL, COLOR, & CORROSION PROOFING.

Be sure to indicate model and serial number of the airplane. Serial number is very important to properly identify parts used on each airplane. When color is involved refer to "Upholstery & Interior Trim" section for example. If corrosion proofing is desired add the letters "CP" following the part number.

DISTRIBUTOR ORDERS.

Distributors will send all orders to the factory with instructions as to the shipping destination. The factory prefers not to make C. O. D. shipments for the distributor and all billing will be made to the distributor in the case of direct shipments.

DEALER ORDERS.

Dealers will place all of their parts order requirements with their distributor. The factory will not honor orders received directly from a dealer. It will be necessary for us to forward it to the distributor for his action. Therefore, dealer orders sent direct to the distributor will result in much faster delivery on any parts that are required.

RETAIL ORDERS.

Retail orders will not be honored by the factory. They are to be placed with the dealer or distributor in the owner's territory and when received directly by the factory will be forwarded to the distributor from whose territory it was received. Considerable saving in time will result to the owner if his orders are placed with his dealer or distributor.



Cessna Aircraft Company reserves the right to cancel, add or change the parts and assemblies described in this catalog without notice.



"All aircraft, regardless of manufacturer, are certificated under model number designations. However, popular names are often used for marketing purposes. To provide a consistent method of referring to the various aircraft, model numbers will be used in this publication unless names are required to differentiate between versions of the same basic model. The following table provides a cross reference listing of popular name vs. model numbers." (For Argentine manufactured aircraft refer to page ii-b.)

NAME	MODEL YEAR	MODEL	SERIALS	
			BEGINNING	ENDING
150 150 TRAINER 150 COMMUTER 150 COMMUTER II	1970	150K	15071129	15072003
	1971	150L	15072004	15072628
	1972	150L	15072629	15073658
	1973	150L	15073659	15074850
	1974	150L	15074851	15075781
	1975	150M	15075782	15077005
150 COMMUTER 150 COMMUTER II	1976	150M	15077006	15078505
	1977	150M	15078506	
150 AEROBAT	1970	A150K	A1500001	A1500226
	1971	A150L	A1500227	A1500276
	1972	A150L	A1500277	A1500342
	1973	A150L	A1500343	A1500429
	1974	A150L	A1500430	A1500523
	1975	A150M	A1500524	A1500609
	1976	A150M	A1500610	A1500684
	1977	A150M	A1500685	
REIMS/CESSNA F150 F150 COMMUTER	1970	F150K	F15000530	F15000658
	1971	F150L	F15000659	F15000738
	1972	F150L	F15000739	F15000863
	1973	F150L	F15000864	F15001013
	1974	F150L	F15001014	F15001143
	1975	F150M	F15001144	F15001248
	1976	F150M	F15001249	F15001338
	1977	F150M	F15001339	
REIMS/CESSNA F150 AEROBAT	1970	FA150K	FA1500001	FA1500081
	1971	FA150L	FA1500082	FA1500121
	1972	FA150L	FA1500122	FA1500166
	1973	FA150L	FA1500167	FA1500211
	1974	FA150L	FA1500212	FA1500261
	1975	FA150M	FA1500262	FA1500281
	1976	FA150M	FA1500282	FA1500311
	1977	FA150M	FA1500312	

NOTE

Cessna assigned serials are used throughout this manual. Coverage in this manual, for Argentine manufactured aircraft, is determined by cross-referencing the Argentine assigned serials to the Cessna assigned serials shown in the chart below.

POPULAR NAME	MODEL YEAR	MODEL	SERIALS	
			BEGINNING	ENDING
AMC 150 STANDARD	1972	A150L	* A-1501001 ** 15073428	*A-1501018 **15073655
	1973	A150L	* A-1501019 **15074067	*A-1501039 **15074840
AMC 150 AEROBAT	1972	A-A150L	*A-A1500001 **A1500333 **A1500337	*A-A1500006 **A1500335 **A1500339
	1973	A-A150L	*A-A1500007 **A-1500366	*A-A1500009 **A1500377

*ARGENTINE ASSIGNED SERIALS

**CESSNA ASSIGNED SERIALS

FINISH & TRIM PLATE

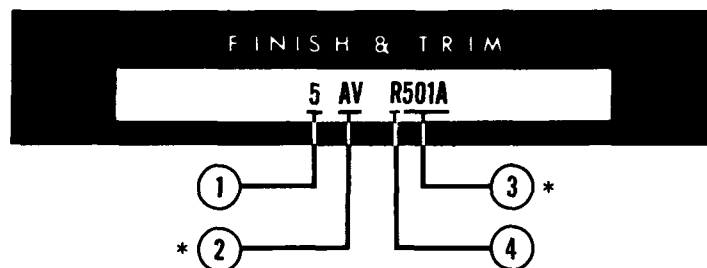
The "FINISH AND TRIM" plate is located on the seat pan next to the outboard left hand seat rail.

This plate indicates model year, interior color scheme and the exterior color combination.

Interpretation of information stamped on the Finish and Trim Plate is obtained by use of the Color Code Chart for the respective year.

Color Code Charts for yearly models appear on pages immediately following this page.

The Finish and Trim Plate is explained below. Explanatory remarks are keyed to the illustrated example.



- ① First column number indicates year.
- ② Second column letter or letters indicate interior color code of aircraft. Refer to Color Code Chart for respective year to obtain color.
- ③ Third column number or numbers indicate exterior trim. The basic number is found on the Color Code Chart and indicates colors and type paint used on the aircraft.
- ④ Standardized arctic color reversal is designated by the prefix "R" on the exterior color combination code for 1975 models and on.

* The special exterior and/or interior is denoted by the letters "SP" in lieu of the standard codes.

Interpretation of the example Finish and Trim Code 5-AV-R501A that is obtained from 1975 Color Code Chart is:

5 = 1975 model year
 AV = Chestnut Brown Interior Scheme
 501A = Vestal White & Flag Red exterior
 R501A = Vestal White & Flag Red exterior (color reversal)

MODEL 150 & A150			PAINT CODE CHART			MODEL 150 & A150				
YEAR	INTERIOR COLOR		INTERIOR PAINT			SERIAL LISTING	EXTERIOR PAINT			
	CODE	COLOR	AP	AC	BP		CODE	COLOR COMBINATIONS		
1970	AP	Clove Brown Perforated Vinyl	BLACK SEMI-GLOSS (LACQUER) CES1054-156	BLACK SEMI-GLOSS (LACQUER) CES1054-156	BLACK SEMI-GLOSS (LACQUER) CES1054-156	701 2701 720 702 2702 721 703 2703 722 704 2704 723 705 2705 724 706 2706 725 15071129 THRU 15072003 A1500001 THRU A1500226 F15000530 THRU F15000658 FA1500001 THRU FA1500081 4701 4720 4702 4721 4703 4722 4704 4723 4705 4724 4706 4725 4707 4726 4708 4727 4709 4728 4710 4729 272A	VESTAL WHITE CES1054-802 (ACRYLIC) CES1054-398*	PROVINCIAL RED MET CES1054-963 (ACRYLIC) CES1054-988*		
			DULL BLACK (LACQUER) CES1054-193	DULL BLACK (LACQUER) CES1054-193	DULL BLACK (LACQUER) CES1054-193		VESTAL WHITE CES1054-802 (ACRYLIC) CES1054-398*	BLACK CHERRY MET CES1054-964 (ACRYLIC) CES1054-989*		
			CLOUD GRAY (LACQUER) CES1054-531	CLOUD GRAY (LACQUER) CES1054-531	CLOUD GRAY (LACQUER) CES1054-531		VESTAL WHITE CES1054-802 (ACRYLIC) CES1054-398*	VALOR RED CES1054-806 (ACRYLIC) CES1054-409*		
	AC	Clove Brown & Cloud Gray Vinyl	CLOUD GRAY (VINYL) CES1054-533	CLOUD GRAY (VINYL) CES1054-533	CLOUD GRAY (VINYL) CES1054-533		704 2704 723	VESTAL WHITE CES1054-802 (ACRYLIC) CES1054-398*	ITALIAN GOLD CES1054-834 (ACRYLIC) CES1054-265*	
			INTERIOR PAINT				705 2705 724	VESTAL WHITE CES1054-802 (ACRYLIC) CES1054-398*	OLIVE CES1054-944 (ACRYLIC) CES1054-A04*	
			INTERIOR COLOR CODE				706 2706 725	VESTAL WHITE (VINYL) CES1054-398*	GLENWOOD GREEN MET CES1054-768 (ACRYLIC) CES1054-850*	
	BP	Silver Teal Blue Perforated Vinyl	INTERIOR PAINT				707 2707 726	VESTAL WHITE CES1054-802 (ACRYLIC) CES1054-398*	BLUE WING METALLIC CES1054-968 (ACRYLIC) CES1054-A05*	
			INTERIOR COLOR CODE				708 2708 727	VESTAL WHITE CES1054-802 (ACRYLIC) CES1054-398*	VENICE BLUE MET CES1054-833 (ACRYLIC) CES1054-572*	
			BC	Silver Teal Blue & Cloud Gray Vinyl	BLACK SEMI-GLOSS (LACQUER) CES1054-156		BLACK SEMI-GLOSS (LACQUER) CES1054-156	BLACK SEMI-GLOSS (LACQUER) CES1054-156	709 2709 728	VESTAL WHITE CES1054-802 (ACRYLIC) CES1054-398*
	DULL BLACK (LACQUER) CES1054-193	DULL BLACK (LACQUER) CES1054-193			DULL BLACK (LACQUER) CES1054-193		710 2710 729	VESTAL WHITE CES1054-802 (ACRYLIC) CES1054-398*	TIGER YELLOW CES1054-966 (ACRYLIC) CES1054-A03*	
	CLOUD GRAY (LACQUER) CES1054-531	CLOUD GRAY (LACQUER) CES1054-531			CLOUD GRAY (LACQUER) CES1054-531		4701 4720	LUSTER WHITE CES1054-987 (ACRYLIC) CES1054-A10*	PROVINCIAL RED MET CES1054-963 (ACRYLIC) CES1054-988*	
	MP	Marigold Perforated Vinyl	CLOUD GRAY (VINYL) CES1054-533	CLOUD GRAY (VINYL) CES1054-533	CLOUD GRAY (VINYL) CES1054-533		4702 4721	LUSTER WHITE CES1054-987 (ACRYLIC) CES1054-A10*	BLACK CHERRY MET CES1054-964 (ACRYLIC) CES1054-989*	
			INTERIOR PAINT				4703 4722	LUSTER WHITE CES1054-987 (ACRYLIC) CES1054-A10*	VALOR RED CES1054-806 (ACRYLIC) CES1054-409*	
			INTERIOR COLOR CODE				4704 4723	LUSTER WHITE CES1054-987 (ACRYLIC) CES1054-A10*	ITALIAN GOLD CES1054-834 (ACRYLIC) CES1054-265*	
	MV	Marigold Vinyl	BLACK SEMI-GLOSS (LACQUER) CES1054-156	BLACK SEMI-GLOSS (LACQUER) CES1054-156	BLACK SEMI-GLOSS (LACQUER) CES1054-156		4705 4724	LUSTER WHITE CES1054-987 (ACRYLIC) CES1054-A10*	OLIVE CES1054-944 (ACRYLIC) CES1054-A04*	
			DULL BLACK (LACQUER) CES1054-193	DULL BLACK (LACQUER) CES1054-193	DULL BLACK (LACQUER) CES1054-193		4706 4725	LUSTER WHITE CES1054-987 (ACRYLIC) CES1054-A10*	GLENWOOD GREEN MET CES1054-768 (ACRYLIC) CES1054-850*	
			CLOUD GRAY (LACQUER) CES1054-531	CLOUD GRAY (LACQUER) CES1054-531	CLOUD GRAY (LACQUER) CES1054-531		4707 4726	LUSTER WHITE CES1054-987 (ACRYLIC) CES1054-A10*	BLUE WING METALLIC CES1054-968 (ACRYLIC) CES1054-A05*	
	MC	Marigold & Cloud Gray Vinyl	INTERIOR PAINT				4708 4727	LUSTER WHITE CES1054-987 (ACRYLIC) CES1054-A10*	VENICE BLUE MET CES1054-833 (ACRYLIC) CES1054-572*	
			INTERIOR COLOR CODE				4709 4728	LUSTER WHITE CES1054-987 (ACRYLIC) CES1054-A10*	VELVET BLACK CES1054-807 (ACRYLIC) CES1054-151*	
			BLACK SEMI-GLOSS (LACQUER) CES1054-156	BLACK SEMI-GLOSS (LACQUER) CES1054-156	BLACK SEMI-GLOSS (LACQUER) CES1054-156		4710 4729	LUSTER WHITE CES1054-987 (ACRYLIC) CES1054-A10*	TIGER YELLOW CES1054-966 (ACRYLIC) CES1054-A03*	
CP	Light Olive Perforated Vinyl	DULL BLACK (LACQUER) CES1054-193	DULL BLACK (LACQUER) CES1054-193	DULL BLACK (LACQUER) CES1054-193	272A	VESTAL WHITE CES1054-802 (ACRYLIC) CES1054-398*	TROPICAL ORANGE CES1054-849*	GLENWOOD GREEN MET CES1054-768 (ACRYLIC) CES1054-850*		
		CLOUD GRAY (LACQUER) CES1054-531	CLOUD GRAY (LACQUER) CES1054-531	CLOUD GRAY (LACQUER) CES1054-531						
		CLOUD GRAY (VINYL) CES1054-533	CLOUD GRAY (VINYL) CES1054-533	CLOUD GRAY (VINYL) CES1054-533						

NOTE: WHEN ORDERING PAINT SPECIFY CES1054 DASH NUMBER. EXAMPLE: CES1054-156 *Lacquer paint, used on French Aircraft only.

MODEL 150 & A150			PAINT CODE CHART			MODEL 150 & A150					
YEAR	INTERIOR COLOR		INTERIOR PAINT			SERIAL LISTING	EXTERIOR PAINT				
	CODE	CODE COLOR	AP	AC	BP		CODE	COLOR COMBINATIONS			
1 9 7 1	AP	Clove Brown Perforated Vinyl	BLACK SEMI-GLOSS (LACQUER) CES1054-156	BLACK SEMI-GLOSS (LACQUER) CES1054-156	BLACK SEMI-GLOSS (LACQUER) CES1054-156	15072004 THRU 15072628 A1500227 THRU A1500276 F15000659 THRU F15000738 FA1500082 THRU FA1500121	101 VESTAL WHITE	VALOR RED			
		AC	Clove Brown Perforated Vinyl	DULL BLACK (LACQUER) CES1054-193	DULL BLACK (LACQUER) CES1054-193		DULL BLACK (LACQUER) CES1054-193	10101 CES1054-802 (ACRYLIC)	CESI054-806 (ACRYLIC)	DUBONNET*	
			Cloud Gray Inserts	CLOUD GRAY (LACQUER) CES1054-531	CLOUD GRAY (LACQUER) CES1054-531		CLOUD GRAY (LACQUER) CES1054-531	102 VESTAL WHI	CESI054-18 (ACRYLIC)	GOLDENROD	
	BP	Holiday Blue Perforated Vinyl	CLOUD GRAY (VINYL) CES1054-533	CLOUD GRAY (VINYL) CES1054-533	CLOUD GRAY (VINYL) CES1054-533		103 VESTAL WHITE	CESI054-802 (ACRYLIC)	CESI054-803 (ACRYLIC)		
			INTERIOR PAINT				104 VESTAL WHITE	CESI054-802 (ACRYLIC)	COLONIAL BLUE MET	CESI054-A21 (ACRYLIC)	
	BC	Holiday Blue Perforated Vinyl	Cloud Gray Inserts	BLACK SEMI-GLOSS (LACQUER) CES1054-156	BLACK SEMI-GLOSS (LACQUER) CES1054-156		BLACK SEMI-GLOSS (LACQUER) CES1054-156	105 VESTAL WHITE	CESI054-802 (ACRYLIC)	OLIVE	
				INTERIOR COLOR CODE			106 VESTAL WHITE	CESI054-802 (ACRYLIC)	VELVET BLACK	CESI054-807 (ACRYLIC)	
		CP	Picnic Green Perforated Vinyl	DULL BLACK (LACQUER) CES1054-193	DULL BLACK (LACQUER) CES1054-193		DULL BLACK (LACQUER) CES1054-193	1066 VESTAL WHITE	CESI054-802 (ACRYLIC)	VALOR RED	CESI054-806 (ACRYLIC)
	CLOUD GRAY (LACQUER) CES1054-531			CLOUD GRAY (LACQUER) CES1054-531	CLOUD GRAY (LACQUER) CES1054-531		1101 LUSTER WHITE	CESI054-967 (ACRYLIC)	DUBONNET*	CESI054-18 (ACRYLIC)	
	CC	Picnic Green Perforated Vinyl	Cloud Gray Inserts	CLOUD GRAY (VINYL) CES1054-533	CLOUD GRAY (VINYL) CES1054-533		CLOUD GRAY (VINYL) CES1054-533	1102 LUSTER WHITE	CESI054-967 (ACRYLIC)	GOLDENROD	CESI054-803 (ACRYLIC)
				INTERIOR PAINT			1103 LUSTER WHITE	CESI054-967 (ACRYLIC)	COLONIAL BLUE MET	CESI054-A21 (ACRYLIC)	
	CV	Picnic Green Perforated Vinyl	White & Black Inserts	BLACK SEMI-GLOSS (LACQUER) CES1054-156	BLACK SEMI-GLOSS (LACQUER) CES1054-156		BLACK SEMI-GLOSS (LACQUER) CES1054-156	1104 LUSTER WHITE	CESI054-967 (ACRYLIC)	OLIVE	CESI054-944 (ACRYLIC)
INTERIOR COLOR CODE				1105 LUSTER WHITE	CESI054-967 (ACRYLIC)	VELVET BLACK	CESI054-807 (ACRYLIC)				
DP		Fiesta Red Perforated Vinyl	DULL BLACK (LACQUER) CES1054-193	DULL BLACK (LACQUER) CES1054-193	DULL BLACK (LACQUER) CES1054-193	111 VESTAL WHITE	CESI054-398 (LACQUER)	VALOR RED	CESI054-409 (LACQUER)		
	CLOUD GRAY (LACQUER) CES1054-531		CLOUD GRAY (LACQUER) CES1054-531	CLOUD GRAY (LACQUER) CES1054-531	112 VESTAL WHITE	CESI054-398 (LACQUER)	GOLDENROD	CESI054-448 (LACQUER)			
DC	Fiesta Red Perforated Vinyl	Cloud Gray Inserts	CLOUD GRAY (VINYL) CES1054-533	CLOUD GRAY (VINYL) CES1054-533	CLOUD GRAY (VINYL) CES1054-533	113 VESTAL WHITE	CESI054-398 (LACQUER)	COLONIAL BLUE MET	CESI054-A35 (LACQUER)		
			INTERIOR PAINT			114 VESTAL WHITE	CESI054-398 (LACQUER)	SAN REMO TURQUOISE	CESI054-705 (LACQUER)		
			BLACK SEMI-GLOSS (LACQUER) CES1054-156	BLACK SEMI-GLOSS (LACQUER) CES1054-156	BLACK SEMI-GLOSS (LACQUER) CES1054-156	115 VESTAL WHITE	CESI054-398 (LACQUER)	DRACO GREEN MET	CESI054-A36 (LACQUER)		
			DULL BLACK (LACQUER) CES1054-193	DULL BLACK (LACQUER) CES1054-193	DULL BLACK (LACQUER) CES1054-193	121V VESTAL WHITE	CESI054-802 (ACRYLIC)	VALOR RED	CESI054-806 (ACRYLIC)		
			CLOUD GRAY (LACQUER) CES1054-531	CLOUD GRAY (LACQUER) CES1054-531	CLOUD GRAY (LACQUER) CES1054-531	122V VESTAL WHITE	CESI054-802 (ACRYLIC)	DUBONNET*	CESI054-A18 (ACRYLIC)		
			CLOUD GRAY (VINYL) CES1054-533	CLOUD GRAY (VINYL) CES1054-533	CLOUD GRAY (VINYL) CES1054-533	123V VESTAL WHITE	CESI054-802 (ACRYLIC)	GOLDENROD	CESI054-803 (ACRYLIC)		
			BLACK SEMI-GLOSS (LACQUER) CES1054-156	BLACK SEMI-GLOSS (LACQUER) CES1054-156	BLACK SEMI-GLOSS (LACQUER) CES1054-156	124V VESTAL WHITE	CESI054-802 (ACRYLIC)	COLONIAL BLUE MET	CESI054-A21 (ACRYLIC)		
			DULL BLACK (LACQUER) CES1054-193	DULL BLACK (LACQUER) CES1054-193	DULL BLACK (LACQUER) CES1054-193	125V VESTAL WHITE	CESI054-802 (ACRYLIC)	OLIVE	CESI054-944 (ACRYLIC)		
			CLOUD GRAY (LACQUER) CES1054-531	CLOUD GRAY (LACQUER) CES1054-531	CLOUD GRAY (LACQUER) CES1054-531	126V VESTAL WHITE	CESI054-802 (ACRYLIC)	VELVET BLACK	CESI054-807 (ACRYLIC)		
			CLOUD GRAY (VINYL) CES1054-533	CLOUD GRAY (VINYL) CES1054-533	CLOUD GRAY (VINYL) CES1054-533	121L LUSTER WHITE	CESI054-967 (ACRYLIC)	VALOR RED	CESI054-806 (ACRYLIC)		
			BLACK SEMI-GLOSS (LACQUER) CES1054-156	BLACK SEMI-GLOSS (LACQUER) CES1054-156	BLACK SEMI-GLOSS (LACQUER) CES1054-156	122L LUSTER WHITE	CESI054-967 (ACRYLIC)	DUBONNET*	CESI054-A18 (ACRYLIC)		
			DULL BLACK (LACQUER) CES1054-193	DULL BLACK (LACQUER) CES1054-193	DULL BLACK (LACQUER) CES1054-193	123L LUSTER WHITE	CESI054-967 (ACRYLIC)	GOLDENROD	CESI054-803 (ACRYLIC)		
			CLOUD GRAY (LACQUER) CES1054-531	CLOUD GRAY (LACQUER) CES1054-531	CLOUD GRAY (LACQUER) CES1054-531	124L LUSTER WHITE	CESI054-967 (ACRYLIC)	COLONIAL BLUE MET	CESI054-A21 (ACRYLIC)		
			CLOUD GRAY (VINYL) CES1054-533	CLOUD GRAY (VINYL) CES1054-533	CLOUD GRAY (VINYL) CES1054-533	125L LUSTER WHITE	CESI054-967 (ACRYLIC)	OLIVE	CESI054-944 (ACRYLIC)		
			BLACK SEMI-GLOSS (LACQUER) CES1054-156	BLACK SEMI-GLOSS (LACQUER) CES1054-156	BLACK SEMI-GLOSS (LACQUER) CES1054-156	126L LUSTER WHITE	CESI054-967 (ACRYLIC)	VELVET BLACK	CESI054-807 (ACRYLIC)		
			DULL BLACK (LACQUER) CES1054-193	DULL BLACK (LACQUER) CES1054-193	DULL BLACK (LACQUER) CES1054-193	181 VESTAL WHITE	CESI054-802 (ACRYLIC) CES1054-398*	CARNIVAL YELLOW	CESI054-A15 (ACRYLIC)		
			CLOUD GRAY (LACQUER) CES1054-531	CLOUD GRAY (LACQUER) CES1054-531	CLOUD GRAY (LACQUER) CES1054-531			DRACO GREEN MET	CESI054-A33 (ACRYLIC)		
			CLOUD GRAY (VINYL) CES1054-533	CLOUD GRAY (VINYL) CES1054-533	CLOUD GRAY (VINYL) CES1054-533			CESI054-A34*	CESI054-A35*		

NOTE: WHEN ORDERING PAINT SPECIFY CES1054 DASH NUMBER. EXAMPLE: CES1054-156 *Lacquer paint, used on French Aircraft only.

MODEL 150 & A150			PAINT CODE CHART				MODEL 150 & A150					
YEAR	INTERIOR COLOR		INTERIOR PAINT				SERIAL LISTING	EXTERIOR PAINT				
	CODE	DESCRIPTION	INTERIOR COLOR CODE					CODE	COLOR COMBINATIONS			
			AA	AV	BA	BB						
1 9 7 2	AA	JAVA GOLD VINYL	BLACK SEMI-GLOSS (LACQUER) CES1054-156	BLACK SEMI-GLOSS (LACQUER) CES1054-156	BLACK SEMI-GLOSS (LACQUER) CES1054-156	BLACK SEMI-GLOSS (LACQUER) CES1054-156	15072629 THRU 15073658 A1500277 THRU A1500342 F15000739 THRU F15000863 FA1500122 THRU FA1500166	201	VESTAL WHITE CES1054-802 (ACRYLIC) CES1054-398*	VALOR RED CES1054-806 (ACRYLIC) CES1054-409*		
			202	VESTAL WHITE CES1054-802 (ACRYLIC)	PROVINCIAL RED CES1054-963 (ACRYLIC)							
	AV	JAVA GOLD VINYL WITH CLOUD GREY INSERTS	DULL BLACK (LACQUER) CES1054-193	DULL BLACK (LACQUER) CES1054-193	DULL BLACK (LACQUER) CES1054-193	DULL BLACK (LACQUER) CES1054-193		A201V				
			A202V									
	BA	BOGOTA BLUE VINYL WITH BLACK & WHITE INSERTS	CLOUD GRAY (LACQUER) CES1054-531	CLOUD GRAY (LACQUER) CES1054-531	CLOUD GRAY (LACQUER) CES1054-531	CLOUD GRAY (LACQUER) CES1054-531		203	VESTAL WHITE CES1054-802 (ACRYLIC) CES1054-398*	EMPRESS BLUE CES1054-832 (ACRYLIC) CES1054-899*		
			A203V									
	BB	BOGOTA BLUE VINYL	CLOUD GRAY (VINYL) CES1054-533	CLOUD GRAY (VINYL) CES1054-533	CLOUD GRAY (VINYL) CES1054-533	CLOUD GRAY (VINYL) CES1054-533		204	VESTAL WHITE CES1054-802 (ACRYLIC) CES1054-398*	CONTRALFO BLUE CES1054-A63 (ACRYLIC) CES1054-A56*		
			A204V									
	BV	BOGOTA BLUE VINYL WITH CLOUD GREY INSERTS	BLACK SEMI-GLOSS (LACQUER) CES1054-156	BLACK SEMI-GLOSS (LACQUER) CES1054-156	BLACK SEMI-GLOSS (LACQUER) CES1054-156	BLACK SEMI-GLOSS (LACQUER) CES1054-156		205	VESTAL WHITE CES1054-802 (ACRYLIC) CES1054-398*	TIGER YELLOW CES1054-966 (ACRYLIC) CES1054-A03*		
			A205V									
	CA	PICNIC GREEN VINYL WITH BLACK & WHITE INSERTS	DULL BLACK (LACQUER) CES1054-193	DULL BLACK (LACQUER) CES1054-193	DULL BLACK (LACQUER) CES1054-193	DULL BLACK (LACQUER) CES1054-193		206	VESTAL WHITE CES1054-802 (ACRYLIC) CES1054-398*	OLIVE CES1054-944 (ACRYLIC) CES1054-A04*		
			A206V									
	CC	CYPRUS GREEN VINYL	CLOUD GRAY (LACQUER) CES1054-531	CLOUD GRAY (LACQUER) CES1054-531	CLOUD GRAY (LACQUER) CES1054-531	CLOUD GRAY (LACQUER) CES1054-531		207V	VESTAL WHITE CES1054-802 (ACRYLIC)	VALOR RED CES1054-806 (ACRYLIC)		
			208V									
	CV	CYPRUS GREEN VINYL WITH CLOUD GREY INSERTS	CLOUD GRAY (VINYL) CES1054-533	CLOUD GRAY (VINYL) CES1054-533	CLOUD GRAY (VINYL) CES1054-533	CLOUD GRAY (VINYL) CES1054-533		209V	VESTAL WHITE CES1054-802 (ACRYLIC)	CARNIVAL YELLOW CES1054-A15 (ACRYLIC)		
			210V									
DD	TAHITIAN RED VINYL	BLACK SEMI-GLOSS (LACQUER) CES1054-156	BLACK SEMI-GLOSS (LACQUER) CES1054-156			211V	VESTAL WHITE CES1054-802 (ACRYLIC)	EMPRESS BLUE CES1054-832 (ACRYLIC)				
		212V										
DV	TAHITIAN RED VINYL WITH CLOUD GREY INSERTS	DULL BLACK (LACQUER) CES1054-193	DULL BLACK (LACQUER) CES1054-193			213V	VESTAL WHITE CES1054-802 (ACRYLIC)	TIGER YELLOW CES1054-966 (ACRYLIC)	EMPRESS BLUE CES1054-832 (ACRYLIC)			
		239V										
		CLOUD GRAY (LACQUER) CES1054-531	CLOUD GRAY (LACQUER) CES1054-531									
		CLOUD GRAY (VINYL) CES1054-533	CLOUD GRAY (VINYL) CES1054-533									

NOTE: WHEN ORDERING PAINT SPECIFY CES1054 DASH NUMBER. EXAMPLE: CES1054-156 *Lacquer paint, used on French Aircraft only.

MODEL 150 & A150		PAINT CODE CHART						MODEL 150 & A150								
YEAR	INTERIOR COLOR		INTERIOR PAINT				SERIAL LISTING	EXTERIOR PAINT								
	CODE	COLOR	AC	AC3	INTERIOR COLOR CODE AV AV3			BA	BC	BC3	CODE	COLOR COMBINATIONS				
1 9 7 3	AC	CANYON TAN VINYL WITH CLOUD GRAY INSERTS	BLACK SEMI-GLOSS (LACQUER) CES1054-156	BLACK SEMI-GLOSS (LACQUER) CES1054-156	BLACK SEMI-GLOSS (LACQUER) CES1054-156	BLACK SEMI-GLOSS (LACQUER) CES1054-156					301	VESTAL WHITE CES1054-802 (ACRYLIC)	CRANBERRY CES1054-875 (ACRYLIC)			
											301A	CES1054-398*	CES1054-881*			
		AC3	JAVA GOLD VINYL WITH CLOUD GRAY INSERTS	DULL BLACK (LACQUER) CES1054-193	DULL BLACK (LACQUER) CES1054-193	DULL BLACK (LACQUER) CES1054-193	DULL BLACK (LACQUER) CES1054-193					302	VESTAL WHITE CES1054-802 (ACRYLIC)	FLAG RED CES1054-A93 (ACRYLIC)		
											302A	CES1054-398*	CES1054-B03*			
		AV	CANYON TAN VINYL	CLOUD GRAY (LACQUER) CES1054-531	CLOUD GRAY (LACQUER) CES1054-531	CLOUD GRAY (LACQUER) CES1054-531	CLOUD GRAY (LACQUER) CES1054-531					303	VESTAL WHITE CES1054-802 (ACRYLIC)	TROPICAL ORANGE CES1054-774 (ACRYLIC)		
											303A	CES1054-398*	CES1054-849*			
		AV3	JAVA GOLD VINYL	CLOUD GRAY (LACQUER) CES1054-531	CLOUD GRAY (LACQUER) CES1054-531	CLOUD GRAY (LACQUER) CES1054-531	CLOUD GRAY (LACQUER) CES1054-531					304	VESTAL WHITE CES1054-802 (ACRYLIC)	CONTRALTO BLUE CES1054-A83 (ACRYLIC)		
											304A	CES1054-398*	CES1054-A58*			
		BA	BOGOTA BLUE & CLOUD GRAY VINYL	CLOUD GRAY (VINYL) CES1054-533	CLOUD GRAY (VINYL) CES1054-533	CLOUD GRAY (VINYL) CES1054-533	CLOUD GRAY (VINYL) CES1054-533					305	VESTAL WHITE CES1054-802 (ACRYLIC)	EMPRESS BLUE CES1054-832 (ACRYLIC)		
											305A	CES1054-398*	CES1054-899*			
		BC	ROYAL BLUE VINYL WITH CLOUD GRAY INSERTS	INTERIOR PAINT									306	VESTAL WHITE CES1054-802 (ACRYLIC)	GRANADA GREEN CES1054-A97 (ACRYLIC)	
				INTERIOR COLOR CODE									306A	CES1054-398*	CES1054-B04*	
				BV	BV3	DC	DC3	DV	DV3	GC	GC3					
		BC3	PEACOCK BLUE VINYL WITH CLOUD GRAY INSERTS	BLACK SEMI-GLOSS (LACQUER) CES1054-156	BLACK SEMI-GLOSS (LACQUER) CES1054-156	BLACK SEMI-GLOSS (LACQUER) CES1054-156	BLACK SEMI-GLOSS (LACQUER) CES1054-156						307	VESTAL WHITE CES1054-802 (ACRYLIC)	FLAG RED CES1054-A93 (ACRYLIC)	
													308	VESTAL WHITE CES1054-802 (ACRYLIC)	TIGER YELLOW CES1054-966 (ACRYLIC)	
		BV	ROYAL BLUE VINYL	DULL BLACK (LACQUER) CES1054-193	DULL BLACK (LACQUER) CES1054-193	DULL BLACK (LACQUER) CES1054-193	DULL BLACK (LACQUER) CES1054-193						309	VESTAL WHITE CES1054-802 (ACRYLIC)	CONTRALTO BLUE CES1054-A63 (ACRYLIC)	
													310	VESTAL WHITE CES1054-802 (ACRYLIC)	SHOAL TURQUOISE CES1054-804 (ACRYLIC)	
		BV3	PEACOCK BLUE VINYL	DULL BLACK (LACQUER) CES1054-193	DULL BLACK (LACQUER) CES1054-193	DULL BLACK (LACQUER) CES1054-193	DULL BLACK (LACQUER) CES1054-193						311	VESTAL WHITE CES1054-802 (ACRYLIC)	GRANADA GREEN CES1054-A97 (ACRYLIC)	
												312	VESTAL WHITE CES1054-802 (ACRYLIC)	NUTMEG CES1054-A95 (ACRYLIC)		
	CV3	GOLDEN OLIVE VINYL	CLOUD GRAY (LACQUER) CES1054-531	CLOUD GRAY (LACQUER) CES1054-531	CLOUD GRAY (LACQUER) CES1054-531	CLOUD GRAY (LACQUER) CES1054-531						313	VESTAL WHITE CES1054-802 (ACRYLIC)	TROPICAL ORANGE CES1054-774 (ACRYLIC)	CONTRALTO BLUE CES1054-A63 (ACRYLIC)	
												314	VESTAL WHITE CES1054-802 (ACRYLIC)	FLAG RED CES1054-B03*	CONTRALTO BLUE CES1054-A58*	
	DC	DRAGON RED VINYL WITH CLOUD GRAY INSERTS	CLOUD GRAY (VINYL) CES1054-533	CLOUD GRAY (VINYL) CES1054-533	CLOUD GRAY (VINYL) CES1054-533	CLOUD GRAY (VINYL) CES1054-533										
	DC3	POPPY RED VINYL WITH CLOUD GRAY INSERTS	INTERIOR PAINT													
			INTERIOR COLOR CODE													
			GV	CV3												
	DV	DRAGON RED VINYL	BLACK SEMI-GLOSS (LACQUER) CES1054-156													
	DV3	POPPY RED VINYL														
	GC	VELDT GOLD VINYL WITH CLOUD GRAY INSERTS	DULL BLACK (LACQUER) CES1054-193													
	GC3	GOLDEN OLIVE VINYL WITH CLOUD GRAY INSERTS	CLOUD GRAY (LACQUER) CES1054-531													
	GV	VELDT GOLD VINYL	CLOUD GRAY (VINYL) CES1054-533													

NOTE: WHEN ORDERING PAINT SPECIFY CES1054 DASH NUMBER. EXAMPLE: CES1054-156

*Lacquer paint, used on French Aircraft only.

YEAR		INTERIOR COLOR		INTERIOR PAINT				SERIAL LISTING	EXTERIOR PAINT				
YEAR	MODEL	CODE	COLOR	AC	AV	BC	BV		CODE	COLOR COMBINATIONS			
1974	4	AC	CHESTNUT BROWN VINYL WITH CLOUD GRAY INSERTS	BLACK SEMI-GLOSS (LACQUER) CES1054-156	BLACK SEMI-GLOSS (LACQUER) CES1054-156	BLACK SEMI-GLOSS (LACQUER) CES1054-156	BLACK SEMI-GLOSS (LACQUER) CES1054-156	407	FLAG RED CES1054-A93 (ACRYLIC) CES1054-B03*	MAPLE MAROON CES1054-B44 (ACRYLIC) CES1054-B51*			
				DULL BLACK (LACQUER) CES1054-193	DULL BLACK (LACQUER) CES1054-193	DULL BLACK (LACQUER) CES1054-193	DULL BLACK (LACQUER) CES1054-531	407A	VESTAL WHITE CES1054-802 (ACRYLIC) CES1054-398*	FLAG RED CES1054-A93 (ACRYLIC) CES1054-B03*	MAPLE MAROON CES1054-B44 (ACRYLIC) CES1054-B51*		
		AV	CHESTNUT BROWN VINYL	CLOUD GRAY (LACQUER) CES1054-531	CLOUD GRAY (LACQUER) CES1054-531	CLOUD GRAY (LACQUER) CES1054-531	CLOUD GRAY (LACQUER) CES1054-531	408	MAPLE MAROON CES1054-B44 (ACRYLIC) CES1054-B51*	FLAG RED CES1054-A93 (ACRYLIC) CES1054-B03*			
				CLOUD GRAY (VINYL) CES1054-533	CLOUD GRAY (VINYL) CES1054-533	CLOUD GRAY (VINYL) CES1054-533	CLOUD GRAY (VINYL) CES1054-533	408A	VESTAL WHITE CES1054-802 (ACRYLIC) CES1054-398*	MAPLE MAROON CES1054-B44 (ACRYLIC) CES1054-B51*	FLAG RED CES1054-A93 (ACRYLIC) CES1054-B03*		
		BC	COPEN BLUE WITH CLOUD GRAY INSERTS	CHESTNUT BROWN (LACQUER) CES1054-B41	CHESTNUT BROWN (LACQUER) CES1054-B41	COPEN BLUE (LACQUER) CES1054-B29	COPEN BLUE (LACQUER) CES1054-B29	409	TIGER YELLOW CES1054-966 (ACRYLIC) CES1054-A03*	PEPPER GREEN CES1054-B50 (ACRYLIC) CES1054-B56*			
				CLOUD GRAY (VINYL) CES1054-533	CLOUD GRAY (VINYL) CES1054-533	CLOUD GRAY (VINYL) CES1054-533	CLOUD GRAY (VINYL) CES1054-533	409A	VESTAL WHITE CES1054-802 (ACRYLIC) CES1054-398*	TIGER YELLOW CES1054-966 (ACRYLIC) CES1054-A03*	PEPPER GREEN CES1054-B50 (ACRYLIC) CES1054-B56*		
		BV	COPEN BLUE VINYL	INTERIOR PAINT				15074851 THRU 15075781	410	PEPPER GREEN CES1054-B50 (ACRYLIC) CES1054-B56*	TIGER YELLOW CES1054-966 (ACRYLIC) CES1054-A03*		
				INTERIOR COLOR CODE						410A	VESTAL WHITE CES1054-802 (ACRYLIC) CES1054-398*	PEPPER GREEN CES1054-B50 (ACRYLIC) CES1054-B56*	TIGER YELLOW CES1054-966 (ACRYLIC) CES1054-A03*
		CC	OLIVE GREEN WITH CLOUD GRAY INSERTS	BLACK SEMI-GLOSS (LACQUER) CES1054-156	BLACK SEMI-GLOSS (LACQUER) CES1054-156	BLACK SEMI-GLOSS (LACQUER) CES1054-156	BLACK SEMI-GLOSS (LACQUER) CES1054-156	15001014 THRU 15001143	411	EMPRRESS BLUE CES1054-832 (ACRYLIC) CES1054-899*	POLE BLUE CES1054-B47 (ACRYLIC) CES1054-B53*		
				DULL BLACK (LACQUER) CES1054-193	DULL BLACK (LACQUER) CES1054-193	DULL BLACK (LACQUER) CES1054-193	DULL BLACK (LACQUER) CES1054-193			411A	VESTAL WHITE CES1054-802 (ACRYLIC) CES1054-398*	EMPRRESS BLUE CES1054-832 (ACRYLIC) CES1054-899*	POLE BLUE CES1054-B47 (ACRYLIC) CES1054-B53*
		CV	OLIVE GREEN VINYL	CLOUD GRAY (LACQUER) CES1054-531	CLOUD GRAY (LACQUER) CES1054-531	CLOUD GRAY (LACQUER) CES1054-531	CLOUD GRAY (LACQUER) CES1054-531	A1500430 THRU A1500523	412	POLE BLUE CES1054-B47 (ACRYLIC) CES1054-B53*	EMPRRESS BLUE CES1054-832 (ACRYLIC) CES1054-899*		
				CLOUD GRAY (VINYL) CES1054-533	CLOUD GRAY (VINYL) CES1054-533	CLOUD GRAY (VINYL) CES1054-533	CLOUD GRAY (VINYL) CES1054-533			412A	VESTAL WHITE CES1054-802 (ACRYLIC) CES1054-398*	POLE BLUE CES1054-B47 (ACRYLIC) CES1054-B53*	EMPRRESS BLUE CES1054-832 (ACRYLIC) CES1054-899*
DA	SUNSET RED & CLOUD GRAY VINYL	OLIVE GREEN (LACQUER) CES1054-B33	OLIVE GREEN (LACQUER) CES1054-B33	SUNSET RED (LACQUER) CES1054-B37	SUNSET RED (LACQUER) CES1054-B37	FA1500212 THRU FA1500261	413	FLAG RED CES1054-A93 (ACRYLIC) CES1054-B03*	MAPLE MAROON CES1054-B44 (ACRYLIC) CES1054-B51*				
		CLOUD GRAY (LACQUER) CES1054-531	CLOUD GRAY (LACQUER) CES1054-531	CLOUD GRAY (LACQUER) CES1054-531	CLOUD GRAY (LACQUER) CES1054-531			413	VESTAL WHITE CES1054-802 (ACRYLIC) CES1054-398*	FLAG RED CES1054-A93 (ACRYLIC) CES1054-B03*	MAPLE MAROON CES1054-B44 (ACRYLIC) CES1054-B51*		
DC	SUNSET RED WITH CLOUD GRAY INSERTS	INTERIOR PAINT					414	VESTAL WHITE CES1054-802 (ACRYLIC) CES1054-398*	MAPLE MAROON CES1054-B44 (ACRYLIC) CES1054-B51*	FLAG RED CES1054-A93 (ACRYLIC) CES1054-B03*			
		INTERIOR COLOR CODE						414	VESTAL WHITE CES1054-802 (ACRYLIC) CES1054-398*	MAPLE MAROON CES1054-B44 (ACRYLIC) CES1054-B51*	FLAG RED CES1054-A93 (ACRYLIC) CES1054-B03*		
DV	SUNSET RED VINYL	BLACK SEMI-GLOSS (LACQUER) CES1054-156	BLACK SEMI-GLOSS (LACQUER) CES1054-156	BLACK SEMI-GLOSS (LACQUER) CES1054-156	BLACK SEMI-GLOSS (LACQUER) CES1054-156		415	NUTMEG CES1054-A95 (ACRYLIC) CES1054-B17*	PEPPER GREEN CES1054-B50 (ACRYLIC) CES1054-B56*				
		DULL BLACK (LACQUER) CES1054-193	DULL BLACK (LACQUER) CES1054-193	DULL BLACK (LACQUER) CES1054-193	DULL BLACK (LACQUER) CES1054-193			415	VESTAL WHITE CES1054-802 (ACRYLIC) CES1054-398*	NUTMEG CES1054-A95 (ACRYLIC) CES1054-B17*	PEPPER GREEN CES1054-B50 (ACRYLIC) CES1054-B56*		
GC	OLD GOLD WITH CLOUD GRAY INSERTS	CLOUD GRAY (LACQUER) CES1054-531	CLOUD GRAY (LACQUER) CES1054-531	CLOUD GRAY (LACQUER) CES1054-531	CLOUD GRAY (LACQUER) CES1054-531		416	PEPPER GREEN CES1054-B50 (ACRYLIC) CES1054-B56*	NUTMEG CES1054-A95 (ACRYLIC) CES1054-B17*				
		CLOUD GRAY (VINYL) CES1054-533	CLOUD GRAY (VINYL) CES1054-533	CLOUD GRAY (VINYL) CES1054-533	CLOUD GRAY (VINYL) CES1054-533			416	VESTAL WHITE CES1054-802 (ACRYLIC) CES1054-398*	PEPPER GREEN CES1054-B50 (ACRYLIC) CES1054-B56*	NUTMEG CES1054-A95 (ACRYLIC) CES1054-B17*		
GV	OLD GOLD VINYL	SUNSET RED (LACQUER) CES1054-B37	OLD GOLD (LACQUER) CES1054-B25	OLD GOLD (LACQUER) CES1054-B25	OLD GOLD (LACQUER) CES1054-B25		417	TIGER YELLOW CES1054-966 (ACRYLIC) CES1054-A03*	SUMMER GOLD CES1054-B48 (ACRYLIC) CES1054-B54*				
		CLOUD GRAY (LACQUER) CES1054-531	CLOUD GRAY (LACQUER) CES1054-531	CLOUD GRAY (LACQUER) CES1054-531	CLOUD GRAY (LACQUER) CES1054-531			417	VESTAL WHITE CES1054-802 (ACRYLIC) CES1054-398*	TIGER YELLOW CES1054-966 (ACRYLIC) CES1054-A03*	SUMMER GOLD CES1054-B48 (ACRYLIC) CES1054-B54*		
		CLOUD GRAY (VINYL) CES1054-533	CLOUD GRAY (VINYL) CES1054-533	CLOUD GRAY (VINYL) CES1054-533	CLOUD GRAY (VINYL) CES1054-533		418	SUMMER GOLD CES1054-B48 (ACRYLIC) CES1054-B54*	TIGER YELLOW CES1054-966 (ACRYLIC) CES1054-A03*				
		CLOUD GRAY (VINYL) CES1054-533	CLOUD GRAY (VINYL) CES1054-533	CLOUD GRAY (VINYL) CES1054-533	CLOUD GRAY (VINYL) CES1054-533			418	VESTAL WHITE CES1054-802 (ACRYLIC) CES1054-398*	SUMMER GOLD CES1054-B48 (ACRYLIC) CES1054-B54*	TIGER YELLOW CES1054-966 (ACRYLIC) CES1054-A03*		
		SUNSET RED (LACQUER) CES1054-B37	OLD GOLD (LACQUER) CES1054-B25	OLD GOLD (LACQUER) CES1054-B25	OLD GOLD (LACQUER) CES1054-B25		419	EMPRRESS BLUE CES1054-832 (ACRYLIC) CES1054-899*	POLE BLUE CES1054-B47 (ACRYLIC) CES1054-B53*				
		CLOUD GRAY (LACQUER) CES1054-531	CLOUD GRAY (LACQUER) CES1054-531	CLOUD GRAY (LACQUER) CES1054-531	CLOUD GRAY (LACQUER) CES1054-531			419	VESTAL WHITE CES1054-802 (ACRYLIC) CES1054-398*	EMPRRESS BLUE CES1054-832 (ACRYLIC) CES1054-899*	POLE BLUE CES1054-B47 (ACRYLIC) CES1054-B53*		
		CLOUD GRAY (LACQUER) CES1054-531	CLOUD GRAY (LACQUER) CES1054-531	CLOUD GRAY (LACQUER) CES1054-531	CLOUD GRAY (LACQUER) CES1054-531		420	POLE BLUE CES1054-B47 (ACRYLIC) CES1054-899*	EMPRRESS BLUE CES1054-832 (ACRYLIC) CES1054-899*				
		CLOUD GRAY (VINYL) CES1054-533	CLOUD GRAY (VINYL) CES1054-533	CLOUD GRAY (VINYL) CES1054-533	CLOUD GRAY (VINYL) CES1054-533			420	VESTAL WHITE CES1054-802 (ACRYLIC) CES1054-398*	POLE BLUE CES1054-B47 (ACRYLIC) CES1054-899*	EMPRRESS BLUE CES1054-832 (ACRYLIC) CES1054-899*		
		SUNSET RED (LACQUER) CES1054-B37	OLD GOLD (LACQUER) CES1054-B25	OLD GOLD (LACQUER) CES1054-B25	OLD GOLD (LACQUER) CES1054-B25		421	FLAG RED CES1054-A93 (ACRYLIC) CES1054-B03*	POLE BLUE CES1054-B47 (ACRYLIC) CES1054-B53*				
		CLOUD GRAY (LACQUER) CES1054-531	CLOUD GRAY (LACQUER) CES1054-531	CLOUD GRAY (LACQUER) CES1054-531	CLOUD GRAY (LACQUER) CES1054-531			421	VESTAL WHITE CES1054-802 (ACRYLIC) CES1054-398*	FLAG RED CES1054-A93 (ACRYLIC) CES1054-B03*	POLE BLUE CES1054-B47 (ACRYLIC) CES1054-B53*		

NOTE: WHEN ORDERING PAINT SPECIFY CES-1054 DASH NUMBER. EXAMPLE: CES1054-156

*Lacquer paint, used on French Aircraft only.

MODEL 150 & A150		PAINT CODE CHART				MODEL 150 & A150						
YEAR	INTERIOR COLOR		INTERIOR PAINT				SERIAL LISTING	EXTERIOR PAINT				
	CODE	COLOR	AC	INTERIOR COLOR CODE		BV		CODE	COLOR COMBINATIONS			
				AV	BC							
1 9 7 5	AC	CHESTNUT BROWN WITH PERFORATED INSERTS	BLACK SEMI-GLOSS (LACQUER) CES1054-156	BLACK SEMI-GLOSS (LACQUER) CES1054-156	BLACK SEMI-GLOSS (LACQUER) CES1054-156	BLACK SEMI-GLOSS (LACQUER) CES1054-156	15075782 THRU 15077005 F1500114 THRU F15001248 A1500524 THRU A1500609 FA1500262 THRU FA1500281	501		FLAG RED CES1054-A93 (ACRYLIC) CES1054-B03*		
			DULL BLACK (LACQUER) CES1054-193	DULL BLACK (LACQUER) CES1054-193	DULL BLACK (LACQUER) CES1054-193	DULL BLACK (LACQUER) CES1054-531		501A	VESTAL WHITE CES1054-802 (ACRYLIC) CES1054-398*	FLAG RED CES1054-A93 (ACRYLIC) CES1054-B03*		
	AV	CHESTNUT BROWN VINYL	CLOUD GRAY (LACQUER) CES1054-531	CLOUD GRAY (LACQUER) CES1054-531	CLOUD GRAY (LACQUER) CES1054-531	CLOUD GRAY (LACQUER) CES1054-531		502		SUMMER GOLD CES1054-B48 (ACRYLIC) CES1054-B54*		
			CLOUD GRAY (LACQUER) CES1054-533	CLOUD GRAY (LACQUER) CES1054-533	CLOUD GRAY (LACQUER) CES1054-533	CLOUD GRAY (VINYL) CES1054-533		502A	VESTAL WHITE CES1054-802 (ACRYLIC) CES1054-398*	SUMMER GOLD CES1054-B48 (ACRYLIC) CES1054-B54*		
	BC	COPEN BLUE WITH PERFORATED INSERTS	CLOUD GRAY (VINYL) CES1054-533	CLOUD GRAY (VINYL) CES1054-533	CLOUD GRAY (VINYL) CES1054-533	CLOUD GRAY (VINYL) CES1054-533		503		TROPICAL ORANGE CES1054-774 (ACRYLIC) CES1054-849*		
			CHESTNUT BROWN (LACQUER) CES1054-B41	CHESTNUT BROWN (LACQUER) CES1054-B41	COPEN BLUE (LACQUER) CES1054-B29	COPEN BLUE (LACQUER) CES1054-B29		503A	VESTAL WHITE CES1054-802 (ACRYLIC) CES1054-398*	TROPICAL ORANGE CES1054-774 (ACRYLIC) CES1054-849*		
	BV	COPEN BLUE VINYL	INTERIOR PAINT					15075782 THRU 15077005 F1500114 THRU F15001248 A1500524 THRU A1500609 FA1500262 THRU FA1500281	504		EMPRESS BLUE CES1054-832 (ACRYLIC) CES1054-899*	
			INTERIOR COLOR CODE						504A	VESTAL WHITE CES1054-802 (ACRYLIC) CES1054-398*	EMPRESS BLUE CES1054-832 (ACRYLIC) CES1054-899*	
	CC	OLIVE GREEN WITH PERFORATED INSERTS	BLACK SEMI-GLOSS (LACQUER) CES1054-156	BLACK SEMI-GLOSS (LACQUER) CES1054-156	BLACK SEMI-GLOSS (LACQUER) CES1054-156	BLACK SEMI-GLOSS (LACQUER) CES1054-156			505		SATIN BLUE CES1054-B62 (ACRYLIC) CES1054-B66*	
			DULL BLACK (LACQUER) CES1054-193	DULL BLACK (LACQUER) CES1054-193	DULL BLACK (LACQUER) CES1054-193	DULL BLACK (LACQUER) CES1054-193			505A	VESTAL WHITE CES1054-802 (ACRYLIC) CES1054-398*	SATIN BLUE CES1054-B62 (ACRYLIC) CES1054-B66*	
	CV	OLIVE GREEN VINYL	CLOUD GRAY (LACQUER) CES1054-531	CLOUD GRAY (LACQUER) CES1054-531	CLOUD GRAY (LACQUER) CES1054-531	CLOUD GRAY (LACQUER) CES1054-531			506		SPRING GREEN CES1054-B64 (ACRYLIC) CES1054-B68*	
			CLOUD GRAY (VINYL) CES1054-533	CLOUD GRAY (VINYL) CES1054-533	CLOUD GRAY (VINYL) CES1054-533	CLOUD GRAY (VINYL) CES1054-533			506A	VESTAL WHITE CES1054-802 (ACRYLIC) CES1054-398*	SPRING GREEN CES1054-B64 (ACRYLIC) CES1054-B68*	
	DA	SUNSET RED & CLOUD GRAY VINYL	CLOUD GRAY (VINYL) CES1054-533	CLOUD GRAY (VINYL) CES1054-533	CLOUD GRAY (VINYL) CES1054-533	CLOUD GRAY (VINYL) CES1054-533			507		FLAG RED CES1054-A93 (ACRYLIC) CES1054-B03*	
			OLIVE GREEN (LACQUER) CES1054-B33	OLIVE GREEN (LACQUER) CES1054-B33	SUNSET RED (LACQUER) CES1054-B37	SUNSET RED (LACQUER) CES1054-B37			508	VESTAL WHITE CES1054-802 (ACRYLIC) CES1054-398*	TROPICAL ORANGE CES1054-774 (ACRYLIC) CES1054-849*	
	DC	SUNSET RED WITH PERFORATED INSERTS	INTERIOR PAINT						15075782 THRU 15077005 F1500114 THRU F15001248 A1500524 THRU A1500609 FA1500262 THRU FA1500281	509		NUTMEG CES1054-A95 (ACRYLIC) CES1054-B17*
			INTERIOR COLOR CODE							510	VESTAL WHITE CES1054-802 (ACRYLIC) CES1054-398*	CARNIVAL YELLOW CES1054-A15 (ACRYLIC) CES1054-A34*
	DV	SUNSET RED VINYL	BLACK SEMI-GLOSS (LACQUER) CES1054-156	BLACK SEMI-GLOSS (LACQUER) CES1054-156	BLACK SEMI-GLOSS (LACQUER) CES1054-156					511	VESTAL WHITE CES1054-802 (ACRYLIC) CES1054-398*	SUMMER GOLD CES1054-B48 (ACRYLIC) CES1054-B54*
			DULL BLACK (LACQUER) CES1054-193	DULL BLACK (LACQUER) CES1054-193	DULL BLACK (LACQUER) CES1054-193					512	VESTAL WHITE CES1054-802 (ACRYLIC) CES1054-398*	EMPRESS BLUE CES1054-832 (ACRYLIC) CES1054-899*
	GC	OLD GOLD WITH PERFORATED INSERTS	CLOUD GRAY (LACQUER) CES1054-531	CLOUD GRAY (LACQUER) CES1054-531	CLOUD GRAY (LACQUER) CES1054-531					513	VESTAL WHITE CES1054-802 (ACRYLIC) CES1054-398*	SATIN BLUE CES1054-B62 (ACRYLIC) CES1054-B66*
			CLOUD GRAY (VINYL) CES1054-533	CLOUD GRAY (VINYL) CES1054-533	CLOUD GRAY (VINYL) CES1054-533					514	VESTAL WHITE CES1054-802 (ACRYLIC) CES1054-398*	SPRING GREEN CES1054-B64 (ACRYLIC) CES1054-B68*
GV	OLD GOLD VINYL	CLOUD GRAY (VINYL) CES1054-533	CLOUD GRAY (VINYL) CES1054-533	CLOUD GRAY (VINYL) CES1054-533		515	VESTAL WHITE CES1054-802 (ACRYLIC) CES1054-398*			NUTMEG CES1054-A95 (ACRYLIC) CES1054-B17*		
		SUNSET RED (LACQUER) CES1054-B37	OLD GOLD (LACQUER) CES1054-B25	OLD GOLD (LACQUER) CES1054-B25						TROPICAL ORANGE CES1054-774 (ACRYLIC) CES1054-849*		

NOTE: WHEN ORDERING PAINT SPECIFY CES-1054 DASH NUMBER. EXAMPLE: CES1054-156

*Lacquer paint, used on French Aircraft only.

MODEL 150 & A150		PAINT CODE CHART				MODEL 150 & A150											
YEAR	INTERIOR COLOR		INTERIOR PAINT				SERIAL LISTING	EXTERIOR PAINT									
	CODE	COLOR	AC	INTERIOR COLOR CODE		CC		CODE	COLOR COMBINATIONS								
1 9 7 6	AC	CHESTNUT BROWN WITH PERFORATED INSERTS	BLACK SEMI-GLOSS (LACQUER) CES1054-156	BLACK SEMI-GLOSS (LACQUER) CES1054-156	BLACK SEMI-GLOSS (LACQUER) CES1054-156	BLACK SEMI-GLOSS (LACQUER) CES1054-156	15077006 THRU 15078505 F15001249 THRU F15001338 A1500610 THRU A1500684 FA1500282 THRU FA1500311	601	VESTAL WHITE CES1054-802 (ACRYLIC) CES1054-398*	FLAG RED CES1054-A93 (ACRYLIC) CES1054-B03*							
			BA	SAPPHIRE BLUE & CLOUD GRAY VINYL	DULL BLACK (LACQUER) CES1054-193	DULL BLACK (LACQUER) CES1054-193			DULL BLACK (LACQUER) CES1054-193	DULL BLACK (LACQUER) CES1054-193	601A		FLAG RED CES1054-B03*				
	BC	SAPPHIRE BLUE WITH PERFORATED INSERTS			CLOUD GRAY (LACQUER) CES1054-531	CLOUD GRAY (LACQUER) CES1054-531		CLOUD GRAY (LACQUER) CES1054-531	CLOUD GRAY (LACQUER) CES1054-531	602	VESTAL WHITE CES1054-802 (ACRYLIC) CES1054-398*	LATIGO CES1054-B98 (ACRYLIC) CES1054-B92*					
			CC	ORO GREEN WITH PERFORATED INSERTS	CLOUD GRAY (VINYL) CES1054-533	CLOUD GRAY (VINYL) CES1054-533		CLOUD GRAY (VINYL) CES1054-533	CLOUD GRAY (VINYL) CES1054-533	602A		LATIGO CES1054-B92*					
	DC	RUBY RED WITH PERFORATED INSERTS			CHESTNUT BROWN (LACQUER) CES1054-B41	SAPPHIRE BLUE (LACQUER) CES1054-B73		SAPPHIRE BLUE (LACQUER) CES1054-B73	ORO GREEN (LACQUER) CES1054-B77	603	VESTAL WHITE CES1054-802 (ACRYLIC) CES1054-398*	SPANISH BRONZE CES1054-B94*					
			GC	TOPAZ GOLD WITH PERFORATED INSERTS	INTERIOR PAINT				603A		SPANISH BRONZE CES1054-B94*						
	XA	SUNSET RED & CLOUD GRAY VINYL			INTERIOR COLOR CODE				604	VESTAL WHITE CES1054-802 (ACRYLIC) CES1054-398*	EMPRESS BLUE CES1054-B92 (ACRYLIC) CES1054-B99*						
			DC					GC				XA				604A	
	BLACK SEMI-GLOSS (LACQUER) CES1054-156			BLACK SEMI-GLOSS (LACQUER) CES1054-156				BLACK SEMI-GLOSS (LACQUER) CES1054-156			605	VESTAL WHITE CES1054-802 (ACRYLIC) CES1054-398*	SATIN BLUE CES1054-B82 (ACRYLIC) CES1054-B66*				
	DULL BLACK (LACQUER) CES1054-193			DULL BLACK (LACQUER) CES1054-193				DULL BLACK (LACQUER) CES1054-193			605A		SATIN BLUE CES1054-B66*				
CLOUD GRAY (LACQUER) CES1054-531			CLOUD GRAY (LACQUER) CES1054-531			CLOUD GRAY (LACQUER) CES1054-531			606	VESTAL WHITE CES1054-802 (ACRYLIC) CES1054-398*	GRANADA GREEN CES1054-A97 (ACRYLIC) CES1054-B04*						
CLOUD GRAY (VINYL) CES1054-533			CLOUD GRAY (VINYL) CES1054-533			CLOUD GRAY (VINYL) CES1054-533			606A		GRANADA GREEN CES1054-B04*						
RUBY RED (LACQUER) CES1054-B81			TOPAZ GOLD (LACQUER) CES1054-B85			SUNSET RED (LACQUER) CES1054-B37			607	VESTAL WHITE CES1054-802 (ACRYLIC) CES1054-398*	FLAG RED CES1054-A93 (ACRYLIC) CES1054-B03*	SATIN BLUE CES1054-B82 (ACRYLIC) CES1054-B66*					
SUNSET RED (LACQUER) CES1054-B37			SUNSET RED (LACQUER) CES1054-B37			SUNSET RED (LACQUER) CES1054-B37			614	VESTAL WHITE CES1054-802 (ACRYLIC) CES1054-398*	COOPER BROWN CES1054-B45 (ACRYLIC) CES1054-B99*						
SUNSET RED (LACQUER) CES1054-B37			SUNSET RED (LACQUER) CES1054-B37			SUNSET RED (LACQUER) CES1054-B37			615	VESTAL WHITE CES1054-802 (ACRYLIC) CES1054-398*	VELVET BLACK CES1054-807 (ACRYLIC) CES1054-151*						

NOTE: WHEN ORDERING PAINT SPECIFY CES1054 DASH NUMBER. EXAMPLE: CES1054-156

*Lacquer paint, used on French Aircraft only.



YEAR		MODEL 150 & A150				PAINT CODE CHART				MODEL 150 & A150			
YEAR	CODE	INTERIOR COLOR CODE	COLOR	INTERIOR PAINT				SERIAL LISTING	EXTERIOR PAINT				
				AC	AF	BA	BC		CODE	COLOR COMBINATIONS			
1 9 7 7 7	7	AC	CHESTNUT BROWN WITH PERFORATED INSERTS	BLACK SEMI-GLOSS (LACQUER) CES1054-156	BLACK SEMI-GLOSS (LACQUER) CES1054-156	BLACK SEMI-GLOSS (LACQUER) CES1054-156	BLACK SEMI-GLOSS (LACQUER) CES1054-156	15078506 & ON F15001339 & ON A1500685 & ON FA1500312 & ON	701	VESTAL WHITE (ACRYLIC) CES1054-398*	ROYAL MAROON (ACRYLIC) CES1054-B91*		
				DULL BLACK (LACQUER) CES1054-193	DULL BLACK (LACQUER) CES1054-193	DULL BLACK (LACQUER) CES1054-193	DULL BLACK (LACQUER) CES1054-193		702	VESTAL WHITE (ACRYLIC) CES1054-398*	FLAG RED (ACRYLIC) CES1054-B03*		
		AF	CHESTNUT BROWN VINYL & FABRIC	CLOUD GRAY (LACQUER) CES1054-531	CLOUD GRAY (LACQUER) CES1054-531	CLOUD GRAY (LACQUER) CES1054-531	CLOUD GRAY (LACQUER) CES1054-531		702A		FLAG RED (ACRYLIC) CES1054-B03*		
				CLOUD GRAY (VINYL) CES1054-533	CLOUD GRAY (VINYL) CES1054-533	CLOUD GRAY (VINYL) CES1054-533	CLOUD GRAY (VINYL) CES1054-533			703	VESTAL WHITE (ACRYLIC) CES1054-398*	TROPICAL ORANGE (ACRYLIC) CES1054-774*	
		BA	SAPPHIRE BLUE & CLOUD GRAY VINYL	CLOUD GRAY (VINYL) CES1054-533	CLOUD GRAY (VINYL) CES1054-533	CLOUD GRAY (VINYL) CES1054-533	CLOUD GRAY (VINYL) CES1054-533		704		SPANISH BRONZE (ACRYLIC) CES1054-B94*		
				SAPPHIRE BLUE WITH PERFORATED INSERTS	CHESTNUT BROWN (LACQUER) CES1054-B41	CHESTNUT BROWN (LACQUER) CES1054-B41	SAPPHIRE BLUE (LACQUER) CES1054-B73			SAPPHIRE BLUE (LACQUER) CES1054-B73	704A		SPANISH BRONZE (ACRYLIC) CES1054-B94*
		BC	SAPPHIRE BLUE WITH PERFORATED INSERTS	INTERIOR PAINT					705		LATIGO (ACRYLIC) CES1054-B88*		
				INTERIOR COLOR CODE						705A		LATIGO (ACRYLIC) CES1054-B92*	
		BF	SAPPHIRE BLUE VINYL & FABRIC	BLACK SEMI-GLOSS (LACQUER) CES1054-156	BLACK SEMI-GLOSS (LACQUER) CES1054-156	BLACK SEMI-GLOSS (LACQUER) CES1054-156	BLACK SEMI-GLOSS (LACQUER) CES1054-156		706		SATIN BLUE (ACRYLIC) CES1054-B66*		
				DULL BLACK (LACQUER) CES1054-193	DULL BLACK (LACQUER) CES1054-193	DULL BLACK (LACQUER) CES1054-193	DULL BLACK (LACQUER) CES1054-193			706A		SATIN BLUE (ACRYLIC) CES1054-B66*	
		CC	ORO GREEN WITH PERFORATED INSERTS	CLOUD GRAY (LACQUER) CES1054-531	CLOUD GRAY (LACQUER) CES1054-531	CLOUD GRAY (LACQUER) CES1054-531	CLOUD GRAY (LACQUER) CES1054-531		707		SERENA BLUE (ACRYLIC) CES1054-B16*		
				CLOUD GRAY (VINYL) CES1054-533	CLOUD GRAY (VINYL) CES1054-533	CLOUD GRAY (VINYL) CES1054-533	CLOUD GRAY (VINYL) CES1054-533			707A		SERENA BLUE (ACRYLIC) CES1054-B16*	
		CF	ORO GREEN VINYL & FABRIC	CLOUD GRAY (VINYL) CES1054-533	CLOUD GRAY (VINYL) CES1054-533	CLOUD GRAY (VINYL) CES1054-533	CLOUD GRAY (VINYL) CES1054-533		708		GRANADA GREEN (ACRYLIC) CES1054-B04*		
				SAPPHIRE BLUE (LACQUER) CES1054-B73	ORO GREEN (LACQUER) CES1054-B77	ORO GREEN (LACQUER) CES1054-B77	RUBY RED (LACQUER) CES1054-B81			708A		GRANADA GREEN (ACRYLIC) CES1054-B04*	
		DC	RUBY RED WITH PERFORATED INSERTS	INTERIOR PAINT					709		VEIVET BLACK (ACRYLIC) CES1054-907*		
				INTERIOR COLOR CODE						710		FLAG RED (ACRYLIC) CES1054-B03*	SATIN BLUE (ACRYLIC) CES1054-B66*
DF	RUBY RED VINYL & FABRIC	BLACK SEMI-GLOSS (LACQUER) CES1054-156	BLACK SEMI-GLOSS (LACQUER) CES1054-156	BLACK SEMI-GLOSS (LACQUER) CES1054-156	BLACK SEMI-GLOSS (LACQUER) CES1054-156	710							
		DULL BLACK (LACQUER) CES1054-193	DULL BLACK (LACQUER) CES1054-193	DULL BLACK (LACQUER) CES1054-193	DULL BLACK (LACQUER) CES1054-193								
EC	CLOUD GRAY WITH PERFORATED INSERTS	CLOUD GRAY (LACQUER) CES1054-531	CLOUD GRAY (LACQUER) CES1054-531	CLOUD GRAY (LACQUER) CES1054-531	CLOUD GRAY (LACQUER) CES1054-531	710							
		CLOUD GRAY (VINYL) CES1054-533	CLOUD GRAY (VINYL) CES1054-533	CLOUD GRAY (VINYL) CES1054-533	CLOUD GRAY (VINYL) CES1054-533								
GC	TOPAZ GOLD WITH PERFORATED INSERTS	INTERIOR PAINT				710							
		INTERIOR COLOR CODE											
GF	TOPAZ GOLD VINYL & FABRIC	BLACK SEMI-GLOSS (LACQUER) CES1054-156	BLACK SEMI-GLOSS (LACQUER) CES1054-156	BLACK SEMI-GLOSS (LACQUER) CES1054-156	BLACK SEMI-GLOSS (LACQUER) CES1054-156	710							
		DULL BLACK (LACQUER) CES1054-193	DULL BLACK (LACQUER) CES1054-193	DULL BLACK (LACQUER) CES1054-193	DULL BLACK (LACQUER) CES1054-193								
HC	HUNTER RED WITH PERFORATED INSERTS	CLOUD GRAY (LACQUER) CES1054-531	CLOUD GRAY (LACQUER) CES1054-531	CLOUD GRAY (LACQUER) CES1054-531	CLOUD GRAY (LACQUER) CES1054-531	710							
		CLOUD GRAY (VINYL) CES1054-533	CLOUD GRAY (VINYL) CES1054-533	CLOUD GRAY (VINYL) CES1054-533	CLOUD GRAY (VINYL) CES1054-533								
HF	HUNTER RED VINYL & FABRIC	RUBY RED (LACQUER) CES1054-B81	TOPAZ GOLD (LACQUER) CES1054-B85	POPPY RED (LACQUER) CES1054-A85		710							

NOTE: WHEN ORDERING PAINT SPECIFY CES-1054 DASH NUMBER. EXAMPLE: CES1054-156

*Lacquer paint, used on French Aircraft only.

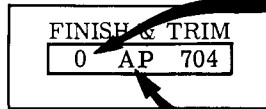
**UPHOLSTERY
&
INTERIOR TRIM** 

UPHOLSTERED PARTS - HOW TO ORDER

PARTS MARKED WITH A # FOLLOWING PART NUMBER REQUIRE A SECOND DASH NUMBER FOR COLOR & MATERIAL

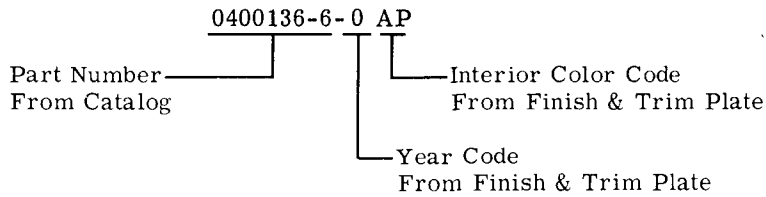
HOW TO DETERMINE 2nd DASH NUMBER

1. Find part number of desired part in catalog.
2. Refer to "FINISH & TRIM" plate, in the airplane, for your "Year Code" and "Interior Color Code."



3. Add the "Year Code" and "Interior Color Code," to the part number from catalog.

EXAMPLE OF COMPLETE NUMBER



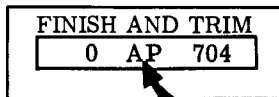
INTERIOR PAINTED OR PLASTIC PARTS HOW TO ORDER

PARTS MARKED WITH A □ FOLLOWING PART NUMBER REQUIRE A SECOND DASH NUMBER FOR PROPER COLOR.

To obtain second dash number use of correct table, for your model year, is required.

To use table,

1. Find part number of desired part in catalog.
2. Refer to the "Finish and Trim" plate, in the airplane, for your "Interior Color Code."



3. Locate part number from catalog in table.
4. Add dash number for color that appears under your "Interior Color Code."

INTERIOR PAINTED OR PLASTIC PARTS 1970 MODEL YEAR ONLY		FINISH AND TRIM COLOR CODE (From Finish and Trim Plate)									
		15071129 & ON					15000530 & ON				
		A15000001 & ON					FA15000001 & ON				
PART NUMBER	PART NAME	AP	AC	BP	BC	MP	MP	MP	MP	MP	MP
0400118-44	COVER - CENTER STRIP	532	532	532	532	532	532	532	532	532	532
0400118-104	TRIM COVER - REAR WINDOW	532	532	532	532	532	532	532	532	532	532
0400129-57	PANEL - BAGGAGE COMPARTMENT UPPER AFT	532	532	532	532	532	532	532	532	532	532
0400129-58	PANEL ASSEMBLY - BAGGAGE COMPARTMENT UPPER AFT	532	532	532	532	532	532	532	532	532	532
0400129-59	PANEL ASSEMBLY - COWL LH	532	532	532	532	532	532	532	532	532	532
0400129-72	PANEL - COWL RH	532	532	532	532	532	532	532	532	532	532
0400134-5	FRAME ASSEMBLY	533	533	533	533	533	533	533	533	533	533
0400138-1	SUPPORT ASSEMBLY - BACKREST LH	531	531	531	531	531	531	531	531	531	531
0400138-2	SUPPORT ASSEMBLY - BACKREST RH	531	531	531	531	531	531	531	531	531	531
0404013-1	COVER ASSEMBLY	532	532	532	532	532	532	532	532	532	532
0404013-3	SHIELD	532	532	532	532	532	532	532	532	532	532
0411204-1	FRAME ASSEMBLY - SEAT BOTTOM LH	533	533	533	533	533	533	533	533	533	533
0411204-2	FRAME ASSEMBLY - SEAT BOTTOM RH	533	533	533	533	533	533	533	533	533	533
0411481	STRIP - WINDSHIELD ATTACHMENT	531	531	531	531	531	531	531	531	531	531
0411599-5	SHIELD - RUDDER BAR LH	156	156	156	156	156	156	156	156	156	156
0411836-3	SHIELD - RUDDER BAR	156	156	156	156	156	156	156	156	156	156
0411870	STRIP - WINDSHIELD SIDE	531	531	531	531	531	531	531	531	531	531

EXAMPLES OF COMPLETE NUMBER

0400129-58 -532

Part Number
From Catalog

2nd Dash Number
From Table
(Interior Color Code AP)

**INTERIOR PAINTED OR PLASTIC PARTS
1970 MODEL YEAR ONLY**

15071129 THRU 15072003

F15000530 THRU F15000658

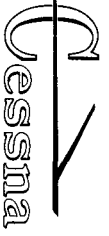
A1500001 THRU A1500226

FA1500001 THRU FA1500081

INTERIOR COLOR CODE

(From Finish and Trim Plate)

PART NUMBER	PART NAME	AP	AC	BP	BC	MP	MV	MC	CP	CC
0400129-58	PANEL ASSEMBLY - BAGGAGE COMPARTMENT UPPER AFT	532	532	532	532	532	532	532	532	532
0400129-68	PANEL ASSEMBLY - COWL LH	532	532	532	532	532	532	532	532	532
0400129-72	PANEL - COWL RH	532	532	532	532	532	532	532	532	532
0400134-5	FRAME ASSEMBLY	533	533	533	533	533	533	533	533	533
0400138-1	SUPPORT ASSEMBLY - BACKREST LH	531	531	531	531	531	531	531	531	531
0400138-2	SUPPORT ASSEMBLY - BACKREST RH	531	531	531	531	531	531	531	531	531
0411204-1	FRAME ASSEMBLY - SEAT BOTTOM LH	533	533	533	533	533	533	533	533	533
0411204-2	FRAME ASSEMBLY - SEAT BOTTOM RH	533	533	533	533	533	533	533	533	533
0411481	STRIP - WINDSHIELD ATTACHMENT	531	531	531	531	531	531	531	531	531
0411599-5	SHIELD - RUDDER BAR LH	156	156	156	156	156	156	156	156	156
0411836-3	SHIELD - RUDDER BAR	156	156	156	156	156	156	156	156	156
0411870	STRIP - WINDSHIELD SIDE	531	531	531	531	531	531	531	531	531
0411971-1	SHIELD - RUDDER BAR RH	156	156	156	156	156	156	156	156	156
0412070-5	SHELF ASSEMBLY - UTILITY	531	531	531	531	531	531	531	531	531
0413033-25	DOOR ASSEMBLY - CABIN LH	531	531	531	531	531	531	531	531	531
0413033-26	DOOR ASSEMBLY - CABIN RH	531	531	531	531	531	531	531	531	531
0413033-31	DOOR ASSEMBLY - CABIN LH	531	531	531	531	531	531	531	531	531
0413033-32	DOOR ASSEMBLY - CABIN RH	531	531	531	531	531	531	531	531	531
0413033-206	DOOR ASSEMBLY - CABIN RH	531	531	531	531	531	531	531	531	531
0413033-207	DOOR ASSEMBLY - CABIN LH	531	531	531	531	531	531	531	531	531
0413033-208	DOOR ASSEMBLY - CABIN RH	531	531	531	531	531	531	531	531	531
0413033-209	DOOR ASSEMBLY - CABIN LH	531	531	531	531	531	531	531	531	531
0413446-1	MARKER	597	597	597	597	597	597	597	597	597
0413454-1	COLLAR ASSEMBLY - CONTROL LOCK	156	156	156	156	156	156	156	156	156
0413458-1	DOOR ASSEMBLY - GLOVE BOX	978	978	976	976	977	977	977	975	975
0413461-2	COVER - ENGINE INSTRUMENT	989	989	989	989	989	989	989	989	989
0413461-3	PLATE - SPLICE	989	989	989	989	989	989	989	989	989
0413461-6	COVER - SHOCK PANEL	989	989	989	989	989	989	989	989	989
0413461-7	COVER - SHOCK PANEL	989	989	989	989	989	989	989	989	989
0413462-6	PANEL - SWITCH	978	978	976	976	977	977	977	975	975
0413463-2	COVER - CONTROL	978	978	976	976	976	977	977	975	975
0413467-2	EYEBROW - INSTRUMENT PANEL	710	710	710	710	710	710	710	710	710
0413467-3	COVER - RADIO CUTOUT	279	279	279	279	279	279	279	279	279
0413467-4	TRIM PANEL	978	978	976	976	977	977	977	975	975
0413467-5	COVER - STATIONARY PANEL	978	978	976	976	977	977	977	975	975
0413467-6	TRIM PANEL	978	978	976	976	977	977	977	975	975
0413470-1	COVER - ACCELEROMETER	279	279	279	279	279	279	279	279	279
0413475-1	COVER - COMPASS MOUNT SUPPORT	279	279	279	279	279	279	279	279	279
0413478-1	COVER - COMPASS MOUNT SUPPORT LOWER	279	279	279	279	279	279	279	279	279
0413484-7	SHIELD ASSEMBLY - LOWER	532	532	532	532	532	532	532	532	532
0413489-4	SHIELD - RH	532	532	532	532	532	532	532	532	532
0414001-3	PANEL - DOOR UPHOLSTERY LH	532	532	532	532	532	532	532	532	532



**INTERIOR PAINTED OR PLASTIC PARTS
1970 MODEL YEAR ONLY**


15071129 THRU 15072003
A1500001 THRU A1500226

F15000530 THRU F15000658
FA1500001 THRU FA1500081

INTERIOR COLOR CODE

(From Finish and Trim Plate)

PART NUMBER	PART NAME	AP	AC	BP	BC	MP	MV	MC	CP	CC
0414001-4	PANEL - DOOR UPHOLSTERY RH	532	532	532	532	532	532	532	532	532
0414002-1	PANEL - CABIN SIDE LH	532	532	532	532	532	532	532	532	532
0414002-2	PANEL - CABIN SIDE RH	532	532	532	532	532	532	532	532	532
0414012-1	RETAINER - SPEAKER GRILL	532	532	532	532	532	532	532	532	532
0414018-1	RETAINER - HEADLINER	531	531	531	531	531	531	531	531	531
0414018-2	RETAINER - HEADLINER	531	531	531	531	531	531	531	531	531
0414030-1	TRIM COVER - REAR WINDOW	532	532	532	532	532	532	532	532	532
0500310-1	BRACKET ASSEMBLY	156	156	156	156	156	156	156	156	156
0500312-2	MIRROR ASSEMBLY	279	279	279	279	279	279	279	279	279
1414087-15	CLAMP	531	531	531	531	531	531	531	531	531


Cessna
illustrated parts catalog

MODEL 150 & A150

INTERIOR PAINTED OR PLASTIC PARTS

1971 MODEL YEAR ONLY

15072004 THRU 15072628
A1500227 THRU A1500276

F15000659 THRU F15000738
FA1500082 THRU FA1500121

INTERIOR COLOR CODE

(From Finish and Trim Plate)

PART NUMBER	PART NAME	AP	AC	BP	BC	CP	CC	CV	DP	DC
0400134-5	FRAME ASSEMBLY	533	533	533	533	533	533	533	533	533
0400138-1	SUPPORT ASSEMBLY - BACKREST LH	531	531	531	531	531	531	531	531	531
0400138-2	SUPPORT ASSEMBLY - BACKREST RH	531	531	531	531	531	531	531	531	531
0411204-1	FRAME ASSEMBLY - SEAT BOTTOM LH	533	533	533	533	533	533	533	533	533
0411204-2	FRAME ASSEMBLY - SEAT BOTTOM RH	533	533	533	533	533	533	533	533	533
0411481	STRIP - WINDSHIELD ATTACHMENT	531	531	531	531	531	531	531	531	531
0411599-5	SHIELD - RUDDER BAR LH	156	156	156	156	156	156	156	156	156
0411836-3	SHIELD - RUDDER BAR	156	156	156	156	156	156	156	156	156
0411870	STRIP - WINDSHIELD SIDE	531	531	531	531	531	531	531	531	531
0411971-1	SHIELD - RUDDER BAR RH	156	156	156	156	156	156	156	156	156
0412070-5	SHELF ASSEMBLY - UTILITY	531	531	531	531	531	531	531	531	531
0413033-25	DOOR ASSEMBLY - CABIN LH	531	531	531	531	531	531	531	531	531
0413033-26	DOOR ASSEMBLY - CABIN RH	531	531	531	531	531	531	531	531	531
0413033-31	DOOR ASSEMBLY - CABIN LH	531	531	531	531	531	531	531	531	531
0413033-32	DOOR ASSEMBLY - CABIN RH	531	531	531	531	531	531	531	531	531
0413033-206	DOOR ASSEMBLY - CABIN RH	531	531	531	531	531	531	531	531	531
0413033-207	DOOR ASSEMBLY - CABIN LH	531	531	531	531	531	531	531	531	531
0413033-208	DOOR ASSEMBLY - CABIN RH	531	531	531	531	531	531	531	531	531
0413033-209	DOOR ASSEMBLY - CABIN LH	531	531	531	531	531	531	531	531	531
0413446-1	MARKER	597	597	597	597	597	597	597	597	597
0413454-1	COLLAR ASSEMBLY - CONTROL LOCK	156	156	156	156	156	156	156	156	156
0413458-1	DOOR ASSEMBLY - GLOVE BOX	978	978	A24	A24	A30	A30	A30	A27	A27
0413461-2	COVER - ENGINE INSTRUMENT	989	989	989	989	989	989	989	989	989
0413461-3	PLATE - SPLICE	989	989	989	989	989	989	989	989	989
0413461-6	COVER - SHOCK PANEL	989	989	989	989	989	989	989	989	989
0413461-7	COVER - SHOCK PANEL	989	989	989	989	989	989	989	989	989
0413462-8	PANEL - SWITCH	978	978	A24	A24	A30	A30	A30	A27	A27
0413463-2	COVER ASSEMBLY - CONTROL	978	978	A24	A24	A30	A30	A30	A27	A27
0413467-3	COVER - RADIO CUTOFF	279	279	279	279	279	279	279	279	279
0413467-8	COVER - STATIONARY PANEL	978	978	A24	A24	A30	A30	A30	A27	A27
0413470-1	COVER - ACCELEROMETER	279	279	279	279	279	279	279	279	279
0413475-1	COVER - COMPASS MOUNT SUPPORT	279	279	279	279	279	279	279	279	279
0413478-1	COVER - COMPASS MOUNT SUPPORT LOWER	279	279	279	279	279	279	279	279	279
0413484-7	SHIELD ASSEMBLY - LH	532	532	532	532	532	532	532	532	532
0413489-4	SHIELD - RH	532	532	532	532	532	532	532	532	532
0413512-1	INSERT - EYEBROW	978	978	A24	A24	A30	A30		A27	A27
0413512-2	INSERT - EYEBROW	978	978	A24	A24	A30	A30		A27	A27
0414001-3	PANEL ASSEMBLY - DOOR UPHOLSTERY LH	532	532	532	532	532	532	532	532	532

MODEL 150 & A150



illustrated parts catalog

INTERIOR PAINTED OR PLASTIC PARTS

1971 MODEL YEAR ONLY

15072004 THRU 15072628
A1500227 THRU A1500276

F15000659 THRU F15000738
FA1500082 THRU FA1500121

INTERIOR COLOR CODE

(From Finish and Trim Plate)

PART NUMBER	PART NAME	AP	AC	BP	BC	CP	CC	CV	DP	DC
0414001-4	PANEL ASSY - DOOR UPHOLSTERY RH	532	532	532	532	532	532	532	532	532
0414018-1	RETAINER - HEADLINER	531	531	531	531	531	531	531	531	531
0414018-2	RETAINER - HEADLINER	531	531	531	531	531	531	531	531	531
0414026-1	PANEL - DOOR UPHOLSTERY LH	532	532	532	532	532	532	532	532	532
0414026-2	PANEL - DOOR UPHOLSTERY RH	532	532	532	532	532	532	532	532	532
0414026-3	PANEL - CABIN SIDE LH	532	532	532	532	532	532	532	532	532
0414026-4	PANEL - CABIN SIDE RH	532	532	532	532	532	532	532	532	532
0414026-5	PANEL - DOOR UPHOLSTERY LH	532	532	532	532	532	532	532	532	532
0414026-6	PANEL - DOOR UPHOLSTERY RH	532	532	532	532	532	532	532	532	532
0414030-1	TRIM COVER - REAR WINDOW	532	532	532	532	532	532	532	532	532
0500310-1	BRACKET ASSEMBLY	156	156	156	156	156	156	156	156	156
0500312-2	MIRROR ASSEMBLY	279	279	279	279	279	279	279	279	279

Cessna
illustrated parts catalog

MODEL 150 & A150

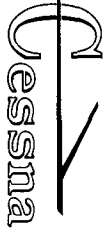
**INTERIOR PAINTED OR PLASTIC PARTS
1972 MODEL YEAR ONLY**

15072629 THRU 15073658
A1500277 THRU A1500342

F15000739 THRU F15000863
FA1500122 THRU FA1500166

INTERIOR COLOR CODE
(From Finish and Trim Plate)

PART NUMBER	PART NAME	AA	AV	BA	BB	BV	CA	CC	CV	DD	DV
0400134-5	FRAME ASSEMBLY	533	533	533	533	533	533	533	533	533	533
0400138-1	SUPPORT ASSEMBLY - BACKREST LH	531	531	531	531	531	531	531	531	531	531
0400138-2	SUPPORT ASSEMBLY - BACKREST RH	531	531	531	531	531	531	531	531	531	531
0411481	STRIP - WINDSHIELD ATTACHMENT	531	531	531	531	531	531	531	531	531	531
0411599-5	SHIELD - RUDDER BAR LH	156	156	156	156	156	156	156	156	156	156
0411836-3	SHIELD - RUDDER BAR	156	156	156	156	156	156	156	156	156	156
0411870	STRIP - WINDSHIELD SIDE	531	531	531	531	531	531	531	531	531	531
0411971-1	SHIELD - RUDDER BAR RH	156	156	156	156	156	156	156	156	156	156
0412070-5	SHELF ASSEMBLY - UTILITY	531	531	531	531	531	531	531	531	531	531
0413033-25	DOOR ASSEMBLY - CABIN LH	531	531	531	531	531	531	531	531	531	531
0413033-26	DOOR ASSEMBLY - CABIN RH	531	531	531	531	531	531	531	531	531	531
0413033-31	DOOR ASSEMBLY - CABIN LH	531	531	531	531	531	531	531	531	531	531
0413033-32	DOOR ASSEMBLY - CABIN RH	531	531	531	531	531	531	531	531	531	531
0413033-206	DOOR ASSEMBLY - CABIN RH	531	531	531	531	531	531	531	531	531	531
0413033-207	DOOR ASSEMBLY - CABIN LH	531	531	531	531	531	531	531	531	531	531
0413033-208	DOOR ASSEMBLY - CABIN RH	531	531	531	531	531	531	531	531	531	531
0413033-209	DOOR ASSEMBLY - CABIN LH	531	531	531	531	531	531	531	531	531	531
0413446-1	MARKER	597	597	597	597	597	597	597	597	597	597
0413454-1	COLLAR ASSEMBLY - CONTROL LOCK							156			
0413458-1	DOOR ASSEMBLY - GLOVE BOX							A30			
0413461-2	COVER - ENGINE INSTRUMENT							989			
0413461-3	PLATE - SPLICE							989			
0413461-6	COVER - SHOCK PANEL							989			
0413461-7	COVER - SHOCK PANEL							989			
0413461-12	COVER - ENGINE INSTRUMENTS	A59	A59	A59	A59	A59		A59	A59	A59	A59
0413461-13	COVER ASSY - SHOCK PANEL	A59	A59	A59	A59	A59		A59	A59	A59	A59
0413461-14	COVER ASSY - SHOCK PANEL	A59	A59	A59	A59	A59		A59	A59	A59	A59
0413461-15	PLATE ASSY - SPLICE	A59	A59	A59	A59	A59		A59	A59	A59	A59
0413462-8	PANEL - SWITCH	978	978	A44	A44	A44	A30	A48	A48	A52	A52
0413463-2	COVER ASSY - CONTROL	978	978	A44	A44	A44	A30	A48	A48	A52	A52
0413467-3	COVER - RADIO CUTOUT					A59	279				A59
0413467-8	COVER - STATIONARY PANEL	978	978	A44	A44	A44	A30	A48	A48	A52	A52
0413470-1	COVER - ACCELEROMETER	279	279	279	279	279	279	279	279	279	279
0413475-2	COVER - COMPASS MOUNT SUPPORT	279	279	279	279	279	279	279	279	279	279
0413478-1	COVER - COMPASS MOUNT SUPPORT LOWER	279	279	279	279	279	279	279	279	279	279
0413484-7	SHIELD ASSEMBLY - LH	532	532	532	532	532	532	532	532	532	532
0413489-4	SHIELD - RH	532	532	532	532	532	532	532	532	532	532
0413512-1	INSERT - EYEBROW	978	978		A44	A44		A48	A48	A52	A52
0413512-2	INSERT - EYEBROW	978	978		A44	A44		A48	A48	A52	A52
0413525-1	DOOR ASSY - GLOVE BOX	978	978	A44	A44	A44		A48	A48	A52	A52
0413525-10	DOOR ASSY - GLOVE BOX	978	978	A44	A44	A44	A30	A48	A48	A52	A52
0413527-1	COVER - RADIO CUTOUT	A59	A59	A59	A59			A59	A59	A59	
0414001-3	PANEL ASSY - DOOR UPHOLSTERY LH				532			532			
0414001-4	PANEL ASSY - DOOR UPHOLSTERY RH				532			532			



**INTERIOR PAINTED OR PLASTIC PARTS
1972 MODEL YEAR ONLY**

15072629 THRU 15073658
A1500277 THRU A1500342

F15000739 THRU F15000863
FA1500122 THRU FA1500166

INTERIOR COLOR CODE
(From Finish and Trim Plate)

PART NUMBER	PART NAME	AA	AV	BA	BB	BV	CA	CC	CV	DD	DV
0414002-1	PANEL - CABIN SIDE LH			532			532				
0414002-2	PANEL - CABIN SIDE RH			532			532				
0414018-1	RETAINER - HEADLINER	531	531	531	531	531	531	531	531	531	531
0414018-2	RETAINER - HEADLINER	531	531	531	531	531	531	531	531	531	531
0414026-3	PANEL - CABIN SIDE LH	532	532		532	532		532	532	532	532
0414026-4	PANEL - CABIN SIDE RH	532	532		532	532		532	532	532	532
0414026-5	PANEL - DOOR UPHOLSTERY LH	532	532		532	532		532	532	532	532
0414026-6	PANEL - DOOR UPHOLSTERY RH	532	532		532	532		532	532	532	532
0414026-7	PANEL ASSY - DOOR UPHOLSTERY LH	532	532		532	532		532	532	532	532
0414026-8	PANEL ASSY - DOOR UPHOLSTERY RH	532	532		532	532		532	532	532	532
0414030-1	TRIM COVER - REAR WINDOW	532	532	532	532	532	532	532	532	532	532
0500310-1	BRACKET ASSEMBLY	156	156	156	156	156	156	156	156	156	156
0500312-2	MIRROR ASSEMBLY	279	279	279	279	279	279	279	279	279	279

Cessna
Illustrated parts catalog

MODEL 150 & A150

INTERIOR PAINTED OR PLASTIC PARTS 1973 MODEL YEAR ONLY 15073659 THRU 15074850 F15000864 THRU F15001013 A1500343 THRU A1500429 FA1500167 THRU FA15000211		INTERIOR COLOR CODE (From Finish and Trim Plate)									
PART NUMBER	PART NAME	AV AC	AV3 AC3	BV BC	BV3 BC3	GV GC	CV3 GV3	DV DC	DV3 DC3	BA	
0400134-5	FRAME ASSEMBLY	533	533	533	533	533	533	533	533	533	
0400138-1	SUPPORT ASSEMBLY - BACKREST LH	531	531	531	531	531	531	531	531	531	
0400138-2	SUPPORT ASSEMBLY - BACKREST RH	531	531	531	531	531	531	531	531	531	
0411481	STRIP - WINDSHIELD ATTACHMENT	531	531	531	531	531	531	531	531	531	
0411599-5	SHIELD - RUDDER BAR LH	156	156	156	156	156	156	156	156	156	
0411836-3	SHIELD - RUDDER BAR	156	156	156	156	156	156	156	156	156	
0411870	STRIP - WINDSHIELD SIDE	531	531	531	531	531	531	531	531	531	
0411971-1	SHIELD - RUDDER BAR RH	156	156	156	156	156	156	156	156	156	
0412070-5	SHELF ASSEMBLY - UTILITY	531	531	531	531	531	531	531	531	531	
0413033-25	DOOR ASSEMBLY - CABIN LH	531	531	531	531	531	531	531	531	531	
0413033-26	DOOR ASSEMBLY - CABIN RH	531	531	531	531	531	531	531	531	531	
0413033-31	DOOR ASSEMBLY - CABIN LH	531	531	531	531	531	531	531	531	531	
0413033-32	DOOR ASSEMBLY - CABIN RH	531	531	531	531	531	531	531	531	531	
0413033-206	DOOR ASSEMBLY - CABIN RH	531	531	531	531	531	531	531	531	531	
0413033-207	DOOR ASSEMBLY - CABIN LH	531	531	531	531	531	531	531	531	531	
0413033-208	DOOR ASSEMBLY - CABIN RH	531	531	531	531	531	531	531	531	531	
0413033-209	DOOR ASSEMBLY - CABIN LH	531	531	531	531	531	531	531	531	531	
0413446-1	MARKER	597	597	597	597	597	597	597	597	597	
0413462-11	PANEL - SWITCH	721	978	902	A80	903	A88	901	A84	A44	
0413462-13	PANEL - SWITCH	721	978	902	A80	903	A88	901	A84	A44	
0413462-16	PANEL - SWITCH	721	978	902	A80	903	A88	901	A84	A44	
0413463-1	COVER ASSY - CONTROL	721	978	902	A80	903	A88	901	A84	A44	
0413467-8	COVER - STATIONARY PANEL	721	978	902	A80	903	A88	901	A84	A44	
0413470-1	COVER - ACCELEROMETER	279	279	279	279	279	279	279	279	279	
0413484-7	SHIELD ASSEMBLY - LH	532	532	532	532	532	532	532	532	532	
0413489-4	SHIELD - RH	532	532	532	532	532	532	532	532	532	
0413525-10	DOOR ASSY - GLOVE BOX	721	978	902	A80	903	A88	901	A84	A44	
0413529-1	COVER ASSY - ENGINE INSTRUMENT	A59	A59	A59	A59	A59	A59	A59	A59	A59	
0413529-3	COVER ASSY - SHOCK PANEL	A59	A59	A59	A59	A59	A59	A59	A59	A59	
0413529-4	COVER ASSY - SHOCK PANEL	A59	A59	A59	A59	A59	A59	A59	A59	A59	
0413529-7	PLATE ASSY - SPLICE	A59	A59	A59	A59	A59	A59	A59	A59	A59	
0413531-1	COVER - RADIO CUTOUT	A59	A59	A59	A59	A59	A59	A59	A59	A59	
0414012-1	RETAINER - SPEAKER GRILL	532	532	532	532	532	532	532	532	532	
0414018-2	RETAINER - HEADLINER	531	531	531	531	531	531	531	531	531	
0414018-4	RETAINER - HEADLINER	531	531	531	531	531	531	531	531	531	
0414026-3	PANEL - CABIN SIDE LH	532	532	532	532	532	532	532	532	532	
0414026-4	PANEL - CABIN SIDE RH	532	532	532	532	532	532	532	532	532	
0414026-15	PANEL ASSY - DOOR UPHOLSTERY LH	532	532	532	532	532	532	532	532	532	
0414026-16	PANEL ASSY - DOOR UPHOLSTERY RH	532	532	532	532	532	532	532	532	532	
0414030-1	TRIM COVER - REAR WINDOW	532	532	532	532	532	532	532	532	532	
0415005-1	INSERT - EYEBROW 150 WITHOUT MIRROR INSTL	721	978	902	A80	903	A88	901	A84	A44	
0415005-3	INSERT - EYEBROW A150 WITHOUT MIRROR INSTL									A44	
0415005-2	INSERT - EYEBROW 150 & F150 WITH MIRROR INSTL	721	978	902	A80	903	A88	901	A84	A44	
0415005-4	INSERT - EYEBROW A150 & FA150 WITH MIRROR INSTL									A44	



**INTERIOR PAINTED OR PLASTIC PARTS
1974 MODEL YEAR ONLY**

15074851 THRU 15075781
A1500430 THRU A1500523

F15001014 THRU F15001143
FA1500212 THRU FA1500261

**INTERIOR COLOR
CODE**

(From Finish and Trim Plate)

PART NUMBER	PART NAME	AV	BV	CV	DV	GV	DA
		AC	BC	CC	DC	GC	
0400134-5	FRAME ASSEMBLY	533	533	533	533	533	533
0400138-1	SUPPORT ASSEMBLY - BACKREST LH	533	533	533	533	533	533
0400138-2	SUPPORT ASSEMBLY - BACKREST RH	533	533	533	533	533	533
0411481	STRIP - WINDSHIELD ATTACHMENT	531	531	531	531	531	531
0411599-5	SHIELD - RUDDER BAR LH	156	156	156	156	156	156
0411836-3	SHIELD - RUDDER BAR RH	156	156	156	156	156	156
0411870	STRIP - WINDSHIELD SIDE	531	531	531	531	531	531
0411971-1	SHIELD - RUDDER BAR RH	156	156	156	156	156	156
0412070-5	SHELF ASSEMBLY - UTILITY	531	531	531	531	531	531
0413033-25	DOOR ASSEMBLY - CABIN LH	531	531	531	531	531	531
0413033-26	DOOR ASSEMBLY - CABIN RH	531	531	531	531	531	531
0413033-31	DOOR ASSEMBLY - CABIN LH	531	531	531	531	531	531
0413033-32	DOOR ASSEMBLY - CABIN RH	531	531	531	531	531	531
0413033-206	DOOR ASSEMBLY - CABIN RH	531	531	531	531	531	531
0413033-207	DOOR ASSEMBLY - CABIN LH	531	531	531	531	531	531
0413033-208	DOOR ASSEMBLY - CABIN RH	531	531	531	531	531	531
0413033-209	DOOR ASSEMBLY - CABIN LH	531	531	531	531	531	531
0413446-1	MARKER - FLAP INDICATOR	597	597	597	597	597	597
0413462-19	PANEL - SWITCH	B40	B28	B32	B36	B24	B36
0413463-1	COVER ASSEMBLY - CONTROL	B40	B28	B32	B36	B24	B36
0413467-9	COVER - STATIONARY PANEL	B40	B28	B32	B36	B24	B36
0413470-1	COVER - ACCELEROMETER	279	279	279	279	279	279
0413484-7	SHIELD ASSEMBLY - LH	532	532	532	532	532	532
0413489-4	SHIELD - RH	532	532	532	532	532	532
0413525-10	DOOR ASSEMBLY - GLOVE BOX	B40	B28	B32	B36	B24	B36
0413529-7	PLATE ASSEMBLY - SPLICE	A59	A59	A59	A59	A59	A59
0413529-8	COVER ASSEMBLY - ENGINE INSTRUMENT	A59	A59	A59	A59	A59	A59
0413529-10	COVER ASSEMBLY - SHOCK PANEL	A59	A59	A59	A59	A59	A59
0413529-11	COVER ASSEMBLY - SHOCK PANEL	A59	A59	A59	A59	A59	A59
0413531-28	COVER - RADIO CUTOUT	A59	A59	A59	A59	A59	A59
0413532-1	TRIM - RADIO COVER	A59	A59	A59	A59	A59	A59
0414012-1	RETAINER - SPEAKER GRILL	532	532	532	532	532	532
0414018-2	RETAINER - HEADLINER	531	531	531	531	531	531
0414018-4	RETAINER - HEADLINER	531	531	531	531	531	531
0414030-1	TRIM COVER - REAR WINDOW	532	532	532	532	532	532
0415005-5	INSERT - EYEBROW	A59	A59	A59	A59	A59	A59
0415005-6	INSERT - EYEBROW	A59	A59	A59	A59	A59	A59
0415005-7	INSERT - EYEBROW	A59	A59	A59	A59	A59	A59
0415005-8	INSERT - EYEBROW	A59	A59	A59	A59	A59	A59

Cessna
illustrated parts catalog

MODEL 150 & A150

**INTERIOR PAINTED OR PLASTIC PARTS
1976 MODEL YEAR**

15077006 THRU 15078505
A1500610 THRU A1500684

F15001249 THRU F15001338
FA1500282 THRU FA1500311

**INTERIOR COLOR
CODE**

(From Finish and Trim Plate)

PART NUMBER	PART NAME	AC	BC	CC	DC	GC	BA	XA
0400134-5	FRAME ASSY	533	533	533	533	533	533	533
0400138-1	SUPPORT ASSY - BACKREST LH	533	533	533	533	533	533	533
0400138-2	SUPPORT ASSY - BACKREST RH	533	533	533	533	533	533	533
0411481	STRIP - WINDSHIELD	531	531	531	531	531	531	531
0411599-5	SHIELD - RUDDER BAR LH	156	156	156	156	156	156	156
0411863-3	SHIELD - RUDDER BAR RH	156	156	156	156	156	156	156
0411870	STRIP - WINDSHIELD SIDE	531	531	531	531	531	531	531
0411971-1	SHIELD - RUDDER BAR RH	156	156	156	156	156	156	156
0412070-5	SHELF ASSY - UTILITY	531	531	531	531	531	531	531
0413446-1	MARKER - FLAP INDICATOR	597	597	597	597	597	597	597
0413463-1	COVER ASSY - CONTROL	B40	B72	B76	B80	B84	B72	B36
0413470-1	COVER - ACCELEROMETER						279	279
0413544-2	COVER ASSY - STATIONARY PANEL	A59	A59	A59	A59	A59	A59	A59
0413544-5	COVER ASSY - SHOCK PANEL	A59	A59	A59	A59	A59	A59	A59
0413545-1	COVER ASSY - LOWER INSTRUMENT PANEL	B40	B72	B76	B80	B84	B72	B36
0413546-1	MAP CASE ASSY	B40	B72	B76	B80	B84	B72	B36
0413546-2	DOOR ASSY - MAP CASE	B40	B72	B76	B80	B84	B72	B36
0413553-1	COVER ASSY - RADIO CUTOUT	A59	A59	A59	A59	A59	A59	A59
0413553-2	COVER ASSY - RADIO CUTOUT	A59	A59	A59	A59	A59	A59	A59
0413553-3	COVER ASSY - RADIO CUTOUT	A59	A59	A59	A59	A59	A59	A59
0413554-1	COVER ASSY - RADIO CUTOUT RH	A59	A59	A59	A59	A59	A59	A59
0413554-4	COVER ASSY - BACK UP ALTIMETER	A59	A59	A59	A59	A59	A59	A59
0414018-2	RETAINER - HEADLINER	531	531	531	531	531	531	531
0414018-4	RETAINER - HEADLINER	531	531	531	531	531	531	531
0414063-1	TRIM ASSY - SEAT BACK	B40	B72	B76	B80	B84	B72	B36
0415025-1	INSERT - EYEBROW	A59	A59	A59	A59	A59	A59	A59
0415025-2	INSERT - EYEBROW	A59	A59	A59	A59	A59	A59	A59

Cessna
Illustrated parts catalog

MODEL 150 & A150

**INTERIOR PAINTED OR PLASTIC PARTS
1977 MODEL YEAR**

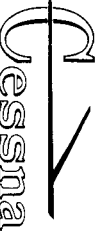
15078506 & ON
A1500685 & ON

F15001339 & ON
FA1500312 & ON

**INTERIOR COLOR
CODE**
(From Finish and Trim Plate)

PART NUMBER	PART NAME	AF	BA	BF	CF	DF	GF	HF
		AC	BC	CC	DC	EC	GC	HC
0400134-5	FRAME ASSY	533	533	533	533	533	533	533
0400138-1	SUPPORT ASSY - BACKREST LH	533	533	533	533	533	533	533
0400138-2	SUPPORT ASSY - BACKREST RH	533	533	533	533	533	533	533
0411481	STRIP - WINDSHIELD	531	531	531	531	531	531	531
0411599-5	SHIELD - RUDDER BAR LH	156	156	156	156	156	156	156
0411863-3	SHIELD - RUDDER BAR RH	156	156	156	156	156	156	156
0411870	STRIP - WINDSHIELD SIDE	531	531	531	531	531	531	531
0411971-1	SHIELD - RUDDER BAR RH	156	156	156	156	156	156	156
0412070-5	SHELF ASSY - UTILITY	531	531	531	531	531	531	531
0413463-1	COVER ASSY - CONTROL	B40	B72	B72	B76	B80	279	B84 A84
0413470-1	COVER - ACCELEROMETER		279					
0413544-9	COVER ASSY - SHOCK PANEL	A59	A59	A59	A59	A59	A59	A59
0413544-11	COVER - STATIONARY PANEL	A59	A59	A59	A59	A59	A59	A59
0413546-13	MAP CASE ASSY	B40	B72	B72	B76	B80	279	B84 A84
0413546-14	DOOR ASSY - MAP CASE	B40	B72	B72	B76	B80	279	B84 A84
0413553-1	COVER ASSY - RADIO CUTOUT	A59	A59	A59	A59	A59	A59	A59
0413553-2	COVER ASSY - RADIO CUTOUT	A59	A59	A59	A59	A59	A59	A59
0413553-3	COVER ASSY - RADIO CUTOUT	A59	A59	A59	A59	A59	A59	A59
0413554-1	COVER ASSY - RADIO CUTOUT RH	A59	A59	A59	A59	A59	A59	A59
0413554-4	COVER ASSY - BACK UP ALTIMETER	A59	A59	A59	A59	A59	A59	A59
0413559-1	COVER - LOWER INSTRUMENT PANEL	B40	B72	B72	B76	B80	279	B84 A84
0414018-2	RETAINER - HEADLINER	531	531	531	531	531	531	531
0414018-4	RETAINER - HEADLINER	531	531	531	531	531	531	531
0414063-1	TRIM ASSY - SEAT BACK	B40	B72	B72	B76	B80	532	B84 A84
0415025-1	INSERT - EYEBROW	A59	A59	A59	A59	A59	A59	A59
0415025-2	INSERT - EYEBROW	A59	A59	A59	A59	A59	A59	A59

MODEL 150 & A150



illustrated parts catalog

**ALPHABETICAL
INDEX** 

ALPHABETICAL INDEX

NOMENCLATURE	FIGURE	NOMENCLATURE	FIGURE
A		A (Cont)	
ABRASION BOOT.	18	ASH RECEIVER	38
ABRASION BOOT.	19	ASH RECEIVER	38A
ACCELEROMETER.	47	ASSIST HANDLE.	38
ACCELEROMETER.	47A	ASSIST HANDLE.	38A
ACCELEROMETER.	47B	ASSIST HANDLE.	41
ACCELEROMETER.	47C	AUTO PILOT-NAVOMATIC SEE ELECTRONICS MANUAL.	
ACCESSORY KITS-SEE ACCESSORY KIT CATALOG		AUXILIARY SEAT	46
ACTUATOR FLAP.	69	AXLE	36
ADAPTER FUEL TANK.	12	AXLE	36A
ADAPTER FUEL TANK.	13	AXLE	36B
ADAPTER OIL COOLER	87	AXLE MAIN LANDING GEAR	36
ADAPTER OIL FILTER	78	AXLE MAIN LANDING GEAR	36A
ADAPTER OIL TEMPERATURE.	56	AXLE MAIN LANDING GEAR	36B
ADHESIVE GASKET.	1		
ADJUSTABLE SEAT VERTICAL	44D	B	
ADJUSTABLE SEAT VERTICAL	45D	BAFFLE INTER CYLINDER.	59
AFT CARPET	42	BAFFLE INTER CYLINDER.	59A
AFT CARPET	42A	BAFFLES ENGINE	59
AFT TAILCONE	30	BAFFLES ENGINE	59A
AILERON.	15	BAGGAGE COMPARTMENT PANEL.	42
AILERON BALANCE WEIGHT	15	BAGGAGE COMPARTMENT PANEL.	42A
AILERON BELLCRANK.	15	BAGGAGE NET.	42
AILERON CABLE.	66	BAGGAGE NET.	42A
AILERON CABLE.	67	BAGGAGE PLACARD.	2
AILERON CONTROL SYSTEM	66	BAGGAGE PLACARD.	2A
AILERON HINGE.	15	BAGGAGE PLACARD.	2B
AILERON PULLEY BRACKET	4	BAGGAGE PLACARD.	2C
AILERON PULLEY BRACKET	5	BAGGAGE PLACARD.	2D
AILERON PULLEY BRACKET	6	BARREL SHIMMY DAMPENER	35
AILERON PULLEY BRACKET	7	BARREL TURNBUCKLE.	66
AILERON PUSH PULL ROD.	15	BARREL TURNBUCKLE.	71
AILERON RIB.	15	BARREL TURNBUCKLE.	72
AILERON SERVO.	67	BATTERY BOX.	23
AIR FILTER	79	BATTERY BOX LID.	23
AIR FILTER VACUUM.	79	BATTERY CABLE.	80
AIR FILTER VACUUM.	79A	BATTERY CONTACTOR.	80
AIR INTAKE HOSE.	56	BATTERY GROUND STRAP	80
AIR OUTLET CAP	60	BATTERY KIT.	80
AIR OUTLET CAP	60A	BEACON LIGHT FLASHER	84
AIRCRAFT IDENTIFICATION NAMEPLATE.	23	BEACON LIGHT FLASHING.	84
AIRSPEED INDICATOR	47	BELLCRANK & BRACKET ELEVATOR	24
AIRSPEED INDICATOR	47A	BELLCRANK & BRACKET ELEVATOR	24A
AIRSPEED INDICATOR	47B	BELLCRANK AILERON.	15
AIRSPEED INDICATOR	47C	BELLCRANK ELEVATOR	20
AIRSPEED INDICATOR	73	BELLCRANK ELEVATOR	71
AIRSPEED INDICATOR	73A	BELLCRANK ELEVATOR CONTROL	64
ALTERNATOR	57	BELLCRANK FLAP	70A
ALTERNATOR	59	BELT SEAT.	25A
ALTERNATOR	59A	BELT SEAT.	50A
ALTERNATOR	82	BELT SEAT.	50B
ALTERNATOR DRIVE	57	BLAST HOSE	56
ALTERNATOR DRIVE	82	BLAST TUBE SUPPORT	82
ALTIMETER.	47	BLOCK FUSELAGE SPAR.	29
ALTIMETER.	47A	BOARD MAP LIGHT CIRCUIT.	85
ALTIMETER.	47B	BOOT ABRASION.	18
ALTIMETER.	47C	BOOT ABRASION.	19
ALTIMETER.	73	BOTTOM SEAT.	44
ALTIMETER.	73A	BOTTOM SEAT.	44A
ALTIMETER DUAL	73A	BOTTOM SEAT.	44B
ALTIMETER ENCODING	73A	BOTTOM SEAT.	44C
AMMETER.	47	BOTTOM SEAT.	44D
AMMETER.	47A	BOTTOM SEAT.	45
AMMETER.	47B	BOTTOM SEAT.	45A
AMMETER.	47C	BOTTOM SEAT.	45B
ANCHOR BRAKE CYLINDER.	26	BOTTOM SEAT.	45C
ANCHOR BRAKE CYLINDER.	26A		
ARMREST.	38		
ARMREST.	38A		

ALPHABETICAL INDEX

NOMENCLATURE	FIGURE	NOMENCLATURE	FIGURE
B (Cont)		B (Cont)	
BOTTOM SEAT	45D	BUTTON PITOT STATIC LINE	73
BOTTOM SEAT	46	C	
BOWL FUEL STRAINER	77	CABIN AIR CONTROL	60A
BOX BATTERY	23	CABIN AIR DOOR	60
BOX GLOVE	49	CABIN AIR OUTLET	60
BRACE EXHAUST STACK	56	CABIN AIR OUTLET	60A
BRACE FLOATPLANE	86	CABIN AIR VENT ELBOW	8
BRACE FLOATPLANE COWL DECK	86	CABIN AIR VENT ELBOW	9
BRAKE & RUDDER PEDAL	61	CABIN AIR VENT ELBOW	60
BRAKE & RUDDER RETURN SPRING	61	CABIN AIR VENT ELBOW	60A
BRAKE CYLINDER	37	CABIN AIR VENT SCOOP	8
BRAKE CYLINDER	37A	CABIN AIR VENT SCOOP	9
BRAKE CYLINDER	37B	CABIN DOOR	38
BRAKE CYLINDER ANCHOR	26	CABIN DOOR	38A
BRAKE CYLINDER ANCHOR	26A	CABIN DOOR CATCH	4
BRAKE CYLINDER BRACKET	61	CABIN DOOR CATCH	5
BRAKE DISC	37	CABIN DOOR CATCH	6
BRAKE DISC	37B	CABIN DOOR CATCH	7
BRAKE FAIRING	36B	CABIN DOOR HANDLE	38
BRAKE HOSE	75	CABIN DOOR HANDLE	38A
BRAKE HOUSING	62	CABIN DOOR LATCH	39
BRAKE LINE	36	CABIN DOOR LOCK	38
BRAKE LINE	36A	CABIN DOOR LOCK	38A
BRAKE LINE	36B	CABIN DOOR WEDGE	38
BRAKE LINE	75	CABIN DOOR WEDGE	38A
BRAKE LINE STRAP	36	CABIN DOOR WINDOW	38
BRAKE LINING	37	CABIN DOOR WINDOW	38A
BRAKE LINING	37A	CABIN ENTRANCE STEP	36
BRAKE LINING	37B	CABIN ENTRANCE STEP	36A
BRAKE MAIN GEAR	37	CABIN ENTRANCE STEP	36B
BRAKE MAIN GEAR	37A	CABIN HEAT CONTROL	60
BRAKE MAIN GEAR	37B	CABIN HEAT CONTROL	60A
BRAKE PEDAL	61	CABIN HEATER	60
BRAKE SYSTEM	75	CABIN HEATER DEFLECTOR	41
BREAKER CIGAR LIGHTER CIRCUIT	47	CABIN HEATER DEFLECTOR	60
BREAKER CIGAR LIGHTER CIRCUIT	47A	CABIN HEATER DEFLECTOR	60A
BREAKER 20 AMP CIRCUIT	48C	CABIN HEATER VALVE	60
BREAKER 60 AMP CIRCUIT	48C	CABIN HEATER VALVE	60A
BULB ALSO SEE LIGHTS		CABIN HEATER VALVE TO SHROUD HOSE	56
BULB COMPASS	51	CABIN HEATING	60
BULB COMPASS	51A	CABIN HEATING	60A
BULB FLAP INDICATOR	70	CABIN HEATING & VENTILATING SYSTEM	60
BULB FLASHING BEACON	84	CABIN HEATING & VENTILATING SYSTEM	60A
BULB INSTRUMENT LIGHT	81	CABIN TOP	24
BULB INSTRUMENT LIGHT	81A	CABIN TOP	24A
BULB INSTRUMENT LIGHT	81B	CABIN TOP & FIREWALL UPHOLSTERY	41
BULB LANDING LIGHT	83B	CABIN TOP SKYLIGHT	24
BULK ITEMS-LIST OF		CABIN TOP SKYLIGHT	24A
BULKHEAD CONTROL TEE	26	CABIN TOP UPHOLSTERY	41
BULKHEAD CONTROL TEE	26A	CABIN UPHOLSTERY	42
BULKHEAD FLOORBOARD	26	CABIN UPHOLSTERY	42A
BULKHEAD FLOORBOARD	26A	CABLES-CONTROL-SEE APPLICABLE SYSTEM	
BULKHEAD FRONT DOORPOST	27	CAM DOOR LOCK	38
BULKHEAD FRONT DOORPOST	28	CAM DOOR LOCK	38A
BULKHEAD LANDING GEAR	25	CAM RECLINING SEAT	44
BULKHEAD MAIN LANDING GEAR	25	CAM RECLINING SEAT	44A
BULKHEAD MAIN LANDING GEAR	25A	CAM RECLINING SEAT	44B
BULKHEAD REAR DOORPOST	29	CAM RECLINING SEAT	44C
BULKHEAD SPINNER	53	CAM RECLINING SEAT	44D
BULKHEAD SPINNER	53A	CAM RECLINING SEAT	45
BULKHEAD TANK WELL	6	CAM RECLINING SEAT	45A
BULKHEAD TANK WELL	7	CAM RECLINING SEAT	45B
BUS BAR	48	CAM RECLINING SEAT	45C
BUS BAR	48A	CAM RECLINING SEAT	45D
BUS BAR	48B		
BUS BAR	48C		
BUTTON PITOT STATIC LINE	26		
BUTTON PITOT STATIC LINE	26A		

ALPHABETICAL INDEX

NOMENCLATURE	FIGURE	NOMENCLATURE	FIGURE
C (Cont)		C (Cont)	
CAP AIR OUTLET	60	CIRCUIT BREAKER	80
CAP AIR OUTLET	60A	CIRCUIT BREAKER CIGAR LIGHTER	47
CAP FUEL	12	CIRCUIT BREAKER CIGAR LIGHTER	47A
CAP FUEL	13	CIRCUIT BREAKER 20 AMP	48C
CAP FUEL TANK	12	CIRCUIT BREAKER 60 AMP	48C
CAP FUEL TANK	13	CLOCK ELECTRIC	47
CAP MAIN GEAR HUB	36	CLOCK ELECTRIC	47A
CAP MAIN GEAR HUB	36A	CLOCK ELECTRIC	47B
CAP MAIN GEAR HUB	36B	CLOCK ELECTRIC	47C
CAP NOSE	32	CLUSTER INSTRUMENT	47
CAP NOSE WHEEL HUB	32	CLUSTER INSTRUMENT	47A
CAPACITOR	47B	CLUSTER INSTRUMENT	47B
CAPACITOR	47C	CLUSTER INSTRUMENT	47C
CARBURETOR	57	CLUTCH ROTARY	24
CARBURETOR AIR FILTER	57	CLUTCH ROTARY	24A
CARBURETOR AIR FILTER SEAL	56	CLUTCH ROTARY	29
CARBURETOR FITTING	56	CLUTCH ROTARY DOOR LATCH	24
CARBURETOR HEAT CONTROL	47	CLUTCH ROTARY DOOR LATCH	24A
CARBURETOR HEAT CONTROL	47A	CLUTCH ROTARY DOOR LATCH	29
CARBURETOR HEAT CONTROL	47B	CLUTCH STARTER	57
CARBURETOR HEAT CONTROL	47C	COAT HANGER HOOK	41
CARBURETOR HEAT CONTROL	56	COLD AIR INLET	60A
CARBURETOR HEAT CONTROL	56	COLD AIR INLET DOOR	60A
CARBURETOR MIXTURE CONTROL	56	COLLAR CONTROL LOCK	47
CARD COMPASS CORRECTION	2	COLOR CHART-PAINT SEE PAGE	IV
CARD COMPASS CORRECTION	51	COMPASS	51
CARGO TIE DOWN LATCH	42	COMPASS	51A
CARGO TIE DOWN LATCH	42A	COMPASS BULB	51
CARPET	42	COMPASS BULB	51A
CARPET	42A	COMPASS CORRECTION CARD	2
CARPET AFT	42	COMPASS CORRECTION CARD	51
CARPET AFT	42A	COMPONENTS & ACCESSORIES ENGINE	57
CARPET FORWARD	42	COMPONENTS ENGINE	57
CASE MAP	49A	CONTACTOR BATTERY	80
CATALOG-HOW TO USE SEE INTRODUCTION		CONTACTOR STARTER	80
CATCH CABIN DOOR	4	CONTROL CABLES-SEE INDIVIDUAL SYSTEM	
CATCH CABIN DOOR	5	CONTROL SYSTEMS-SEE INDIVIDUAL SYSTEMS	
CATCH CABIN DOOR	6	CONTROL WHEEL SEE WHEEL-CONTROL	
CATCH CABIN DOOR	7	CONTROL-PUSHPULL-SEE ENGINE INSTL	
CATCH MAGNETIC	49	CONTROL-PUSHPULL-SEE INSTRUMENT PANEL	
CENTER FLOORBOARD	24	COOLER FLOATPLANE OIL	87
CENTER FLOORBOARD	24A	COOLER OIL	57A
CENTER STRIP COVER	41	COOLER OIL	87
CHAIN CONTROL Y	64	CORD TOW HOOK	50
CHAIN ELEVATOR TRIM	72	COVERING BAGGAGE FLOOR	42
CHAIN PARKING BRAKE	75	COWL ACCESS DOOR	55
CHECK LIST PILOT	2A	COWL ACCESS DOOR	55A
CHECK LIST PILOT	2B	COWL DOOR UPPER	55
CHECK LIST PILOT	2C	COWL ENGINE	55
CHECK LIST PILOT	2D	COWL ENGINE	55A
CHECK LIST PILOTS	2	COWL LOWER	55
CIGAR LIGHTER	47	COWL LOWER	55A
CIGAR LIGHTER	47A	COWL OPENING COVER	54
CIGAR LIGHTER	47B	COWL UPPER	55
CIGAR LIGHTER	47C	COWL UPPER	55A
CIGAR LIGHTER FUSE	47A	CUP FUEL SAMPLER	14
CIGAR LIGHTER FUSE	47B	CUP HOLDER	50
CIGAR LIGHTER FUSE	47C	CYLINDER BRAKE	37
CIGAR LIGHTER KNOB	47	CYLINDER BRAKE	37A
CIGAR LIGHTER KNOB	47A	CYLINDER BRAKE	37B
CIGAR LIGHTER KNOB	47B	CYLINDER MASTER BRAKE	62
CIGAR LIGHTER KNOB	47C	CYLINDER MASTER BRAKE	63
CIRCUIT BOARD MAP LIGHT	85		
CIRCUIT BREAKER	47	D	
CIRCUIT BREAKER	47A	DAMPENER SHIMMY	35
CIRCUIT BREAKER	48		
CIRCUIT BREAKER	48A		
CIRCUIT BREAKER	48B		
CIRCUIT BREAKER	48C		

ALPHABETICAL INDEX

NOMENCLATURE	FIGURE	NOMENCLATURE	FIGURE
D (Cont)		E (Cont)	
DEADENER SOUND	1	ELBOW CABIN AIR VENT	9
DECALS-SEE PLACARDS		ELBOW CABIN AIR VENT	60
DECK SKIN	26	ELBOW CABIN AIR VENT	60A
DECK SKIN	26A	ELECTRIC CLOCK	47
DEFLECTOR	59	ELECTRIC CLOCK	47A
DEFLECTOR	59A	ELECTRIC CLOCK	47B
DEFLECTOR CABIN HEATER	41	ELECTRIC CLOCK	47C
DEFLECTOR CABIN HEATER	60	ELECTRICAL EQUIPMENT	80
DEFLECTOR CABIN HEATER	60A	ELECTRONIC EQUIPMENT-SEE ELECTRONICS MANUAL	
DEFROSTER NOZZLE	26	ELEMENT FILTER	79
DEFROSTER NOZZLE	26A	ELEMENT FILTER	79A
DEFROSTER NOZZLE	60	ELEMENT KIT FILTER	78
DEFROSTER NOZZLE	60A	ELEMENT KIT OIL FILTER	78
DIMMING TRANSISTORIZED LIGHT	80	ELEMENT VACUUM AIR FILTER	79
DIODE	80	ELEMENT VACUUM FILTER	79
DIODE EXTERNAL POWER	80	ELEVATOR	20
DIODE MASTER SWITCH	48	ELEVATOR BALANCE WEIGHT	20
DIODE MASTER SWITCH	48A	ELEVATOR BELLCRANK	20
DIRECTIONAL GYRO	47B	ELEVATOR BELLCRANK	71
DIRECTIONAL GYRO	47C	ELEVATOR CONTROL BELLCRANK	64
DIRECTIONAL GYRO	79A	ELEVATOR CONTROL CABLE	71
DIRECTIONAL GYRO INDICATOR	47	ELEVATOR CONTROL LINK	64
DIRECTIONAL GYRO INDICATOR	47A	ELEVATOR CONTROL SYSTEM	71
DIRECTIONAL GYRO INDICATOR	79	ELEVATOR TAB	20
DISC BRAKE	37	ELEVATOR TAB CONTROL BRACKET	30
DISC BRAKE	37B	ELEVATOR TIP	20
DISCHARGER STATIC	52A	ELEVATOR TRIM CHAIN	72
DOOR CABIN	38	ELEVATOR TRIM CONTROL	72
DOOR CABIN	38A	ELEVATOR TRIM CONTROL SYSTEM	72
DOOR CABIN AIR	60	ELEVATOR TRIM TAB	19A
DOOR CABIN LH	38A	ELEVATOR TRIM TAB ACTUATOR	19A
DOOR CABIN RH	38A	EMBLEM CONTROL WHEEL	2E
DOOR COLD AIR INLET	60A	EMBLEM CONTROL WHEEL	2C
DOOR COWL ACCESS	55	EMBLEM CONTROL WHEEL	2D
DOOR COWL ACCESS	55A	EMERGENCY DOOR RELEASE	40
DOOR GLOVE BOX	49	EMERGENCY RELEASE HANDLE	40
DOOR GROUND SERVICE PLUG	80	ENCODING ALTIMETER	73A
DOOR GUIDE	24	ENGINE	56
DOOR GUIDE	24A	ENGINE BAFFLE	54
DOOR GUIDE	29	ENGINE BAFFLE SEAL	59A
DOOR JAMB	24	ENGINE BAFFLES	59
DOOR JAMB	24A	ENGINE BAFFLES	59A
DOOR LATCH	39	ENGINE COMPONENTS	57
DOOR LATCH BRACKET	38A	ENGINE COMPONENTS & ACCESSORIES	57
DOOR LATCH CABIN	39	ENGINE COWL	55
DOOR LATCH HANDLE	39	ENGINE COWL	55A
DOOR MAP CASE	49A	ENGINE MCUNT	56
DOOR RELEASE EMERGENCY	40	ENGINE MOUNT BRACKET	26
DOOR SILL	24	ENGINE MOUNT BRACKET	26A
DOOR SILL	24A	ENGINE MOUNT STRINGER	26
DOOR WEDGE	38	ENGINE MOUNT STRINGER	26A
DOOR WEDGE	38A	ENGINE OIL PLACARD	2
DOORPOST BULKHEAD REAR	29	ENGINE OIL PLACARD	2A
DOORPOST FRONT	27	ENGINE OIL PLACARD	2B
DOORPOST FRONT	28	ENGINE OIL PLACARD	2C
DORSAL	21	ENGINE OIL PLACARD	2D
DORSAL	21A	ENGINE OIL PLACARD	55
DORSAL FIN FAIRING	21	ENGINE OIL PLACARD	55A
DORSAL FIN FAIRING	21A	EQUIPMENT ELECTRICAL	80
DRIVE ALTERNATOR	57	EQUIPMENT FUSELAGE	50
DRIVE ALTERNATOR	82	EQUIPMENT WINTERIZATION	54
DUAL ALTIMETER	73A	EQUIPMENT WINTERIZATION	54A
E		EXHAUST STACK	58
ELBOW CABIN AIR VENT	8	EXHAUST STACK BRACE	56
		EXHAUST STACK SHROUD	58
		EXTENSION FLAP	16
		EXTENSION VALVE	32
		EXTENSION VALVE	36

ALPHABETICAL INDEX

NOMENCLATURE	FIGURE	NOMENCLATURE	FIGURE
E (Cont)		F (Cont)	
EXTENSION VALVE	36A	FINISH & TRIM PLACARD	2A
EXTENSION VALVE	36B	FINISH & TRIM PLATE	2B
EXTERNAL POWER DIODE	80	FINISH & TRIM PLATE	2C
EXTERNAL POWER FUSE	80	FINISH & TRIM PLATE	2D
EXTINGUISHER & BRACKET FIRE	50	FINISH & TRIM PLATE	23
EXTINGUISHER FIRE	50	FINISH & TRIM PLATE-HOW TO READ	SEE PAGE III
EYEBOLT	42	FIRE EXTINGUISHER	50
EYEBOLT	42A	FIRE EXTINGUISHER & BRACKET	50
EYEBOLT	50A	FIRE EXTINGUISHER BRACKET	50
EYEBOLT	50B	FIREWALL	26
EYEBOLT	86	FIREWALL	26A
EYEBOLT HOISTING	86	FIREWALL SHEET	26
EYEBOLT MOORING	17	FIREWALL SHEET	26A
EYEBOLT MOORING	30	FITTINGS FLOATPLANE	86
EYEBROW INSTRUMENT PANEL	47	FLAP	16
EYEBROW INSTRUMENT PANEL	47A	FLAP ACTUATOR	69
EYEBROW INSTRUMENT PANEL	47B	FLAP ACTUATOR MOTOR	69
EYEBROW INSTRUMENT PANEL	47C	FLAP BELLCRANK	70A
		FLAP BELLCRANK BRACKET	4
		FLAP BELLCRANK BRACKET	5
		FLAP BELLCRANK BRACKET	6
		FLAP BELLCRANK BRACKET	7
		FLAP CABLE	69
		FLAP CONTROL BRACKET	16
		FLAP CONTROL BRACKET	70A
		FLAP CONTROL CABLE	70A
		FLAP EXTENSION	16
		FLAP INDICATOR	70A
		FLAP INDICATOR RULB	70
		FLAP LEVER	70A
		FLAP LEVER KNOB	70A
		FLAP LIMIT SWITCH	69
		FLAP LIMIT SWITCH	70A
		FLAP MOTOR HINGE	69
		FLAP POSITION INDICATOR	70
		FLAP POSITION INDICATOR	70A
		FLAP POSITION MARKER	70
		FLAP PULLEY BRACKET	4
		FLAP PULLEY BRACKET	5
		FLAP PULLEY BRACKET	6
		FLAP PULLEY BRACKET	7
		FLAP PUSH PULL ROD	16
		FLAP PUSH ROD	16
		FLAP SWITCH	47
		FLAP SWITCH	47A
		FLAP SWITCH	48B
		FLAP SWITCH	69
		FLAP SWITCH KNOB	47
		FLAP SWITCH KNOB	47A
		FLAP SWITCH KNOB	48B
		FLAP SYSTEM ELECTRIC	69
		FLASHER BEACON LIGHT	84
		FLASHING BEACON BULB	84
		FLASHING BEACON LIGHT	84
		FLASHING BEACON TIP	84
		FLOATPLANE BRACE	86
		FLOATPLANE COWL DECK BRACE	86
		FLOATPLANE FITTINGS	86
		FLOATPLANE PROPELLER	53
		FLOOR COVERING BAGGAGE	42
		FLOORBOARD	24
		FLOORBOARD	24A
		FLOORBOARD	29
		FLOORBOARD BULKHEAD	26
		FLOORBOARD BULKHEAD	26A
		FLOORBOARD CENTER	24
		FLOORBOARD CENTER	24A
		FLOORBOARD FRONT	26
F			
FAIRING BRAKE	36B		
FAIRING DORSAL FIN	21		
FAIRING DORSAL FIN	21A		
FAIRING MAIN GEAR	36A		
FAIRING MAIN GEAR	36B		
FAIRING NOSE GEAR SPEED	32		
FAIRING SCRAPER	36		
FAIRING SPEED	32		
FAIRING SPEED	36		
FAIRING STRUT	17		
FAIRING WHEEL	36A		
FAIRING WHEEL	36B		
FAIRING WING	3		
FAIRING WING TO FUSELAGE	3		
FASTENER INTER CYLINDER BAFFLE	59		
FASTENER INTER CYLINDER BAFFLE	59A		
FASTENER REAR BAFFLE	59		
FASTENER REAR BAFFLE	59A		
FELT GREASE SEAL	37		
FELT GREASE SEAL	37B		
FILLER NECK	12		
FILLER NECK	13		
FILLER NECK FUEL TANK	12		
FILLER NECK FUEL TANK	13		
FILLER TUBE ENGINE MOUNT	86		
FILTER	78		
FILTER ADAPTER WRENCH	78		
FILTER AIR	79		
FILTER CARBURETOR AIR	57		
FILTER ELEMENT	79		
FILTER ELEMENT	79A		
FILTER ELEMENT KIT	78		
FILTER ELEMENT KIT OIL	78		
FILTER ELEMENT VACUUM	79		
FILTER ELEMENT VACUUM AIR	79		
FILTER FUEL STRAINER	77		
FILTER FULL FLOW OIL	78		
FILTER NOISE	80		
FILTER VACUUM AIR	79		
FILTER VACUUM AIR	79A		
FIN	21		
FIN	21A		
FIN ATTACH FITTING	21A		
FIN VENTRAL	86		
FINISH & TRIM PLACARD	2		

ALPHABETICAL INDEX

NOMENCLATURE	FIGURE	NOMENCLATURE	FIGURE
F (Cont)		F (Cont)	
FLOORBOARD FRONT	26A	FUEL TRANSMITTER GROUND STRAP.	13
FORWARD CARPET	42	FUEL TRANSMITTER RESISTOR.	13
FRONT & CENTER SECTION FUSELAGE.	24	FUEL VALVE	14
FRONT & CENTER SECTION FUSELAGE.	24A	FUEL VALVE	76
FRONT DOORPOST	27	FUEL VENT VALVE.	12
FRONT DOORPOST	28	FUEL VENT VALVE.	13
FRONT DOORPOST BULKHEAD.	27	FULL FLOW OIL FILTER	78
FRONT DOORPOST BULKHEAD.	28	FUSE	48
FRONT DOORPOST SPAR.	27	FUSE	48A
FRONT DOORPOST SPAR.	28	FUSE	80
FRONT FLOORBOARD	26	FUSE CIGAR LIGHTER	47A
FRONT FLOORBOARD	26A	FUSE CIGAR LIGHTER	47B
FRONT SECTION.	26	FUSE CIGAR LIGHTER	47C
FRONT SECTION.	26A	FUSE EXTERNAL POWER.	80
FRONT SECTION FUSELAGE	26	FUSE HOLDER.	80
FRONT SECTION FUSELAGE	26A	FUSE HOLDER EXTERNAL POWER	80
FUEL CAP	12	FUSE MAP LIGHT	85
FUEL CAP	13	FUSE MAP LIGHT	85A
FUEL GAGE.	47	FUSEHOLDER	47A
FUEL GAGE.	47A	FUSEHOLDER	47B
FUEL GAGE.	47B	FUSEHOLDER	47C
FUEL GAGE.	47C	FUSEHOLDER	48
FUEL GAGE ACCESS COVER	3	FUSEHOLDER	48A
FUEL GAGE TRANSMITTER.	12	FUSEHOLDER	49
FUEL GAGE TRANSMITTER.	13	FUSELAGE	23
FUEL HOSE.	1	FUSELAGE	26
FUEL HOSE.	56	FUSELAGE	26A
FUEL LINE.	76	FUSELAGE	86
FUEL LINES-SEE FUEL SYSTEM		FUSELAGE EQUIPMENT	50
FUEL PRIMER.	47	FUSELAGE SPAR BLOCK.	29
FUEL PRIMER.	47A	FUSELAGE TAILCONE.	29
FUEL PRIMER.	47B		
FUEL PRIMER.	47C	G	
FUEL SAMPLER CUP	14	GAGE-SEE INDIVIDUAL LISTING.	
FUEL SHUT OFF VALVE.	76	GAS CAP-SEE FUEL CAP	
FUEL SHUT OFF VALVE.	76A	GAS GAGE-SEE INSTRUMENT PANEL.	
FUEL STRAINER.	77	GAS LINES-SEE FUEL SYSTEM.	
FUEL STRAINER BOWL	77	GASKET ADHESIVE.	1
FUEL STRAINER BRACKET.	26	GASKET FUEL TANK ADAPTER	12
FUEL STRAINER BRACKET.	26A	GASKET FUEL TANK ADAPTER	13
FUEL STRAINER FILTER	77	GEAR BULKHEAD LANDING.	25
FUEL STRAINER TOP.	77	GEAR MAGNETO DRIVE	57
FUEL SYSTEM.	76	GLASS WINDOW	38
FUEL TANK.	12	GLASS WINDOW	38A
FUEL TANK.	13	GLOVE BOX.	49
FUEL TANK.	14	GLOVE BOX DOOR	49
FUEL TANK ADAPTER.	12	GREASE SEAL FELT	34
FUEL TANK ADAPTER.	13	GREASE SEAL FELT	34A
FUEL TANK ADAPTER GASKET	12	GREASE SEAL FELT	34B
FUEL TANK ADAPTER GASKET	13	GREASE SEAL FELT	34C
FUEL TANK CAP.	12	GREASE SEAL FELT	37
FUEL TANK CAP.	13	GREASE SEAL FELT	37A
FUEL TANK COVER.	3	GREASE SEAL FELT	37B
FUEL TANK DRAIN VALVE.	14	GRILL SPEAKER.	41
FUEL TANK SPACER	10	GROUND CABLE	80
FUEL TANK SPACER	11	GROUND SERVICE PLUG.	80
FUEL TANK STRAP.	4	GROUND SERVICE PLUG BRACKET.	80
FUEL TANK STRAP.	5	GROUND SERVICE PLUG DOOR	80
FUEL TANK STRAP.	6	GROUND SERVICE PLUG RECEPTACLE	80
FUEL TANK STRAP.	7	GROUND SERVICE PLUG RESISTOR	80
FUEL TANK STRAP.	12	GROUND STRAP	12
FUEL TANK STRAP.	13	GROUND STRAP	13
FUEL TANK WING	13	GROUND STRAP	47
FUEL TRANSMITTER GROUND STRAP.	4	GROUND STRAP	47A
FUEL TRANSMITTER GROUND STRAP.	5	GROUND STRAP	47B
FUEL TRANSMITTER GROUND STRAP.	6		
FUEL TRANSMITTER GROUND STRAP.	7		
FUEL TRANSMITTER GROUND STRAP.	12		



ALPHABETICAL INDEX

NOMENCLATURE	FIGURE	NOMENCLATURE	FIGURE
G (Cont)		H (Cont)	
GROUND STRAP	47C	HOSE BLAST	56
GROUND STRAP	56	HOSE BRAKE	75
GROUND STRAP	80	HOSE CABIN HEATER VALVE TO SHROUD	56
GUIDE DOOR	24	HOSE FUEL	1
GUIDE DOOR	24A	HOSE FUEL	56
GUIDE DOOR	29	HOSE HEATER	60
GYRO DIRECTIONAL	47B	HOSE HEATER	60A
GYRO DIRECTIONAL	47C	HOSE HEATER VALVE TO SHROUD	60
GYRO DIRECTIONAL	79A	HOSE HEATER VALVE TO SHROUD	60A
GYRG HORIZON	47B	HOSE OIL PRESSURE	78
GYRC HORIZON	47C	HOSES-SEE APPLICABLE SYSTEM	
GYRO HORIZON	79A	HOURLMETER	47
GYRO HORIZON INDICATOR	47	HOURLMETER	47A
GYRG HORIZON INDICATOR	47A	HOURLMETER	47B
GYRO HORIZON INDICATOR	79	HOURLMETER	47C
H		HOW TO ORDER PAINTED PARTS SEE PAGE	VII
HANDLE ASSIST	38	HOW TO ORDER PARTS-SEE INTRODUCTION	
HANDLE ASSIST	38A	HOW TO ORDER UPHOLSTERED PARTS-SEE PAGE	VI
HANDLE ASSIST	41	HOW TO READ FINISH & TRIM PLATE-SEE PAGE	III
HANDLE CABIN DOOR	38	HOW TO USE PARTS CATALOG-SEE PAGE	I
HANDLE CABIN DOOR	38A	I	
HANDLE DOOR LATCH	39	IGNITION HARNESS	57
HANDLE EMERGENCY RELEASE	40	IGNITION SWITCH COVER	48B
HANDLE REFUELING	52	IGNITION SWITCH COVER	48C
HANDLE SEAT	44	IGNITION SWITCH KIT	48
HANDLE SEAT	44D	IGNITION SWITCH KIT	48A
HANDLE SEAT	45	IGNITION SWITCH KIT	48B
HANDLE SEAT	45D	IGNITION SWITCH KIT	48C
HANDLE WINDOW LATCH	38	INDICATOR-SEE INSTRUMENT PANEL	
HANDLE WINDOW LATCH	38A	INERTIA REEL	50A
HARNES IGNITION	57	INERTIA REEL	50B
HARNES SHOULDER	50A	INLET COLD AIR	60A
HARNES SHOULDER	50B	INSTRUMENT CLUSTER	47
HEADLINER	41	INSTRUMENT CLUSTER	47A
HEADLINER RETAINER	41	INSTRUMENT CLUSTER	47B
HEATED PITOT	73	INSTRUMENT CLUSTER	47C
HEATER	60	INSTRUMENT LIGHT BULB	81
HEATER CABIN	60	INSTRUMENT LIGHT BULB	81A
HEATER HOSE	60	INSTRUMENT LIGHT BULB	81B
HEATER HOSE	60A	INSTRUMENT LIGHT LENS	81
HEATER PITOT	73	INSTRUMENT LIGHT LENS	81A
HEATER VALVE TO SHROUD HOSE	60	INSTRUMENT LIGHT LENS	81B
HEATER VALVE TO SHROUD HOSE	60A	INSTRUMENT LIGHT RHEOSTAT	48
HEATING & VENTILATING SYSTEM CABIN	60	INSTRUMENT LIGHT RHEOSTAT	48A
HEATING & VENTILATING SYSTEM CABIN	60A	INSTRUMENT PANEL	47
HEATING CABIN	60	INSTRUMENT PANEL	47A
HEATING CABIN	60A	INSTRUMENT PANEL	47B
HINGE AILERON	15	INSTRUMENT PANEL	47C
HINGE FLAP MOTOR	69	INSTRUMENT PANEL & EQUIPMENT	47
HINGE HALF TAB	20	INSTRUMENT PANEL & EQUIPMENT	47A
HINGE WINDOW	38	INSTRUMENT PANEL & EQUIPMENT	47B
HINGE WINDOW	38A	INSTRUMENT PANEL & EQUIPMENT	47C
HOISTING EYEBOLT	86	INSTRUMENT PANEL EYEBROW	47
HOLDER CUP	50	INSTRUMENT PANEL EYEBROW	47A
HOLDER EXTERNAL POWER FUSE	80	INSTRUMENT PANEL EYEBROW	47B
HOLDER FUSE	80	INSTRUMENT PANEL EYEBROW	47C
HOOK COAT HANGER	41	INSTRUMENT PANEL LIGHT	81
HOOK SHOULDER HARNESS	50A	INSTRUMENT PANEL LIGHT	81A
HOOK TOW	50	INSTRUMENT PANEL LIGHT	81B
HORIZON GYRO	47B	INSTRUMENT PANEL PLACARD	2
HORIZON GYRO	47C	INSTRUMENT PANEL PLACARD	2A
HORIZON GYRO	79A	INSTRUMENT PANEL PLACARD	2B
HORIZONTAL BAFFLE	59A	INSTRUMENT PANEL PLACARD	47
HOSE AIR INTAKE	56	INSTRUMENT PANEL STATIONARY	26

ALPHABETICAL INDEX

NOMENCLATURE	FIGURE	NOMENCLATURE	FIGURE
I (Cont)		L (Cont)	
INSTRUMENT PANEL STATIONARY	26A	LANDING LIGHT BRACKET	9
INSTRUMENT-SEE INDIVIDUAL LISTINGS		LANDING LIGHT BRACKET	83A
INTER CYLINDER BAFFLE	59	LANDING LIGHT BULB	83B
INTER CYLINDER BAFFLE	59A	LANDING LIGHT COVER	3
INTER CYLINDER BAFFLE FASTENER	59	LANDING LIGHT COWL	83A
INTER CYLINDER BAFFLE FASTENER	59A	LANDING LIGHT COWL	83B
INVERTER	68	LANDING LIGHT WINDOW	83
		LANDING LIGHT WING	83
J		LARGE SPINNER	53
		LATCH	32
JACK PAD	50	LATCH	36A
JACK POINT	50	LATCH	36B
JACK-HEADSET-SEE CESSNA ELECTRONICS MANUAL		LATCH	42
JACK-MICROPHONE-SEE CESSNA ELECTRONICS MANUAL		LATCH	42A
JAMB DOOR	24	LATCH	43
JAMB DOOR	24A	LATCH	49A
JOINT UNIVERSAL	64	LATCH CARGO TIE DOWN	42
		LATCH CARGO TIE DOWN	42A
K		LATCH DOOR	39
		LATCH SEAT BACK	43
KIT BATTERY	80	LATCH SEAT BELT	50A
KIT IGNITION SWITCH	48	LATCH WHEEL FAIRING DOOR	32
KIT IGNITION SWITCH	48A	LATCH WHEEL FAIRING DOOR	36A
KIT IGNITION SWITCH	48B	LATCH WHEEL FAIRING DOOR	36B
KIT IGNITION SWITCH	48C	LEADING EDGE SKIN	8
KITS-SEE ACCESSORY KIT CATALOG		LEADING EDGE SKIN	9
KNOB CIGAR LIGHTER	47	LEADING EDGE SKIN	18
KNOB CIGAR LIGHTER	47A	LEADING EDGE SKIN	19
KNOB CIGAR LIGHTER	47B	LEADING EDGE WING	8
KNOB CIGAR LIGHTER	47C	LEADING EDGE WING	9
KNOB FLAP LEVER	70A	LENS INSTRUMENT LIGHT	81
KNOB FLAP SWITCH	47	LENS INSTRUMENT LIGHT	81A
KNOB FLAP SWITCH	47A	LENS INSTRUMENT LIGHT	81B
KNOB FLAP SWITCH	48B	LENS STROBE LIGHT	3
KNCB PRIMER	47	LENS TAIL LIGHT	22
KNCB PRIMER	47A	LENS TAIL LIGHT	22A
KNCB PRIMER	47B	LENS WING POSITION LIGHT	3
KNCB PRIMER	47C	LEVELER COMPONENTS WING	68
KNOB RHEOSTAT	48	LEVELER WING	67
KNOB RHEOSTAT	48A	LEVER FLAP	70A
KNOB THROTTLE	47	LID BATTERY BOX	23
KNOB THROTTLE	47A	LIGHT COWL LANDING	83A
KNOB THROTTLE	47B	LIGHT COWL LANDING	83B
KNBS-SEE INDIVIDUAL APPLICATIONS		LIGHT FLASHING BEACON	84
		LIGHT LANDING	83
L		LIGHT MAP	85A
		LIGHT OVERVOLTAGE	47
LAMP TAIL	22	LIGHT OVERVOLTAGE	47A
LAMP TAIL	22A	LIGHT OVERVOLTAGE	47B
LAMP WING POSITION	3	LIGHT OVERVOLTAGE	47C
LAMPS-SEE BULBS		LIGHT STROBE	3
LAMPS-SEE LIGHTS		LIGHT TAIL	22
LANDING GEAR BULKHEAD	25	LIGHT TAIL	22A
LANDING GEAR FILLET PLATE	36	LIGHT WING LANDING	83
LANDING GEAR MAIN	36	LIGHTER CIGAR	47
LANDING GEAR MAIN	36A	LIGHTER CIGAR	47A
LANDING GEAR MAIN	36B	LIGHTER CIGAR	47B
LANDING GEAR SPRING	36	LIGHTER CIGAR	47C
LANDING GEAR SPRING	36A	LIMIT SWITCHES-SEE SWITCHES	
LANDING GEAR SPRING	36B	LINES-SEE INDIVIDUAL SYSTEM	
LANDING LIGHT	83	LINING BRAKE	37
LANDING LIGHT BRACKET	8	LINING BRAKE	37A
		LINING BRAKE	37B
		LINK ELEVATOR CONTROL	64
		LINK RUDDER CENTRALIZER	86
		LINK TORQUE LOWER	33
		LINK TORQUE UPPER	32
		LIST PILOT CHECK	2A

ALPHABETICAL INDEX

NOMENCLATURE	FIGURE	NOMENCLATURE	FIGURE
O		P (Cont)	
OIL COOLER	57A	PANEL SHOCK MOUNTED	47A
OIL COOLER	87	PANEL SHOCK MOUNTED	47B
OIL COOLER ADAPTER	87	PANEL SHOCK MOUNTED	47C
OIL COOLER FLOATPLANE	87	PANEL SHOCK MOUNTED INSTRUMENT	47
OIL FILTER ADAPTER	78	PANEL SHOCK MOUNTED INSTRUMENT	47A
OIL FILTER PLACARD	2	PANEL SHOCK MOUNTED INSTRUMENT	47B
OIL FILTER PLACARD	2A	PANEL SHOCK MOUNTED INSTRUMENT	47C
OIL FILTER PLACARD	2B	PANEL STATIONARY	47
OIL FILTER PLACARD	2C	PANEL STATIONARY	47A
OIL FILTER PLACARD	2D	PANEL STATIONARY INSTRUMENT	47B
OIL FILTER PLACARD	78	PANEL STATIONARY INSTRUMENT	47C
OIL PRESSURE GAGE	47	PANEL SWITCH	48
OIL PRESSURE GAGE	47A	PANEL SWITCH	48A
OIL PRESSURE GAGE	47B	PARKING BRAKE CHAIN	75
OIL PRESSURE GAGE	47C	PARKING BRAKE CONTROL	47
OIL PRESSURE GAGE	78	PARKING BRAKE CONTROL	47A
OIL PRESSURE GAGE	78	PARKING BRAKE CONTROL	47B
OIL PRESSURE HOSE	78	PARKING BRAKE CONTROL	47C
OIL PRESSURE HOSE	78	PARKING BRAKE CONTROL	75
OIL PRESSURE LINE	78	PARKING BRAKE SPRING	63
OIL PRESSURE LINE	78	PEDAL BRAKE	61
OIL SYSTEM	78	PEDAL BRAKE & RUDDER	61
OIL TEMP GAGE	47	PEDAL RUDDER	61
OIL TEMP GAGE	47A	PEDAL RUDDER & BRAKE	61
OIL TEMP GAGE	47B	PEDESTAL	44D
OIL TEMP GAGE	47C	PEDESTAL	45D
OIL TEMPERATURE ADAPTER	56	PIN BASE PLUG	33
OPERATIONAL LIMITATIONS PLACARD	2	PIN DOOR HINGE	38
OPERATIONAL LIMITATIONS PLACARD	2A	PIN DOOR HINGE	38A
OPERATIONAL LIMITATIONS PLACARD	2B	PIN METERING	33
OPERATIONAL LIMITATIONS PLACARD	2C	PISTON MASTER CYLINDER	63
OPERATIONAL LIMITATIONS PLACARD	2D	PISTON SHIMMY DAMPENER	35
OPERATIONAL LIMITATIONS PLACARD	86	PISTON SUPPORT ORIFICE	33
ORIFICE PISTON SUPPORT	33	PITOT HEATED	73
OUTBOARD AUXILIARY SPAR	10	PITOT HEATER	73
OUTBOARD AUXILIARY SPAR	11	PITOT STATIC LINE BUTTON	26
OUTLET CABIN AIR	60	PITOT STATIC LINE BUTTON	26A
OUTLET CABIN AIR	60A	PITOT STATIC LINE BUTTON	73
OUTSIDE AIR TEMP GAGE	50	PITOT SYSTEM	73
OVERVOLTAGE LIGHT	47	PITOT TUBE	8
OVERVOLTAGE LIGHT	47A	PITOT TUBE	9
OVERVOLTAGE LIGHT	47B	PITOT TUBE	73
OVERVOLTAGE LIGHT	47C	PLACARDS SEE FIG 2	
OVERVOLTAGE SENSOR	47	PLATE FINISH & TRIM	2B
OVERVOLTAGE SENSOR	47A	PLATE FINISH & TRIM	2C
OVERVOLTAGE SENSOR	47B	PLATE FINISH & TRIM	2D
OVERVOLTAGE SENSOR	47C	PLATE FINISH & TRIM	23
OVERVOLTAGE SENSOR	47A	PLATE FUEL INDICATOR	2
OVERVOLTAGE SENSOR	47B	PLATE FUEL INDICATOR	2A
OVERVOLTAGE SENSOR	47C	PLATE FUEL INDICATOR	2B
		PLATE FUEL INDICATOR	2C
		PLATE FUEL INDICATOR	2D
		PLATE FUEL INDICATOR	86
		PLATE LANDING GEAR FILLET	36
		PLATE PRESSURE	37
		PLATE PRESSURE	37A
		PLATE PRESSURE	37B
		PLATE SCUFF	42A
		PLATE SCUFF	44D
		PLATE SCUFF	45D
		PLATE STRIKER	38
		PLATE STRIKER	38A
		PLUG PIN BASE	33
		PLUG SPARK	57
		POINT JACK	50
		POSITION INDICATOR FLAP	70
		POSITION INDICATOR FLAP	70A
		POWER SUPPLY STROBE LIGHT	3
P			
PAD CONTROL WHEEL	64		
PAD JACK	50		
PAINT-SEE FINISH & TRIM PLATE	SEE PAGE		
PAINTED PARTS-HOW TO ORDER	SEE PAGE		
PAN SEAT	24		
PANEL & EQUIPMENT INSTRUMENT	47		
PANEL & EQUIPMENT INSTRUMENT	47A		
PANEL & EQUIPMENT INSTRUMENT	47B		
PANEL & EQUIPMENT INSTRUMENT	47C		
PANEL BAGGAGE COMPARTMENT	42		
PANEL BAGGAGE COMPARTMENT	42A		
PANEL INSTRUMENT	47		
PANEL INSTRUMENT	47A		
PANEL INSTRUMENT	47B		
PANEL INSTRUMENT	47C		
PANEL LIGHT INSTRUMENT	81		
PANEL LIGHT INSTRUMENT	81A		
PANEL LIGHT INSTRUMENT	81B		
PANEL SHOCK MOUNTED	47		

ALPHABETICAL INDEX

NOMENCLATURE	FIGURE	NOMENCLATURE	FIGURE
P (Cont)		R (Cont)	
POWER SUPPLY STROBE LIGHT	80	RECLINING SEAT CAM	44A
PRESSURE PLATE	37	RECLINING SEAT CAM	44B
PRESSURE PLATE	37A	RECLINING SEAT CAM	44C
PRESSURE PLATE	37B	RECLINING SEAT CAM	44D
PRIMER	1	RECLINING SEAT CAM	45
PRIMER FUEL	47	RECLINING SEAT CAM	45A
PRIMER FUEL	47A	RECLINING SEAT CAM	45B
PRIMER FUEL	47B	RECLINING SEAT CAM	45C
PRIMER FUEL	47C	RECLINING SEAT CAM	45D
PRIMER KNOB	47	RECLINING SEAT HANDLE	44
PRIMER KNOB	47A	RECLINING SEAT HANDLE	44A
PRIMER KNOB	47B	RECLINING SEAT HANDLE	44B
PRIMER KNOB	47C	RECLINING SEAT HANDLE	44C
PRIMER LINE	56	RECLINING SEAT HANDLE	44D
PRIMER LINE	76	RECLINING SEAT HANDLE	45
PRIMER ZINC CHROMATE	1	RECLINING SEAT HANDLE	45A
PROPELLER	53	RECLINING SEAT HANDLE	45B
PROPELLER	53A	RECLINING SEAT HANDLE	45C
PROPELLER & SPINNER	53	RECLINING SEAT HANDLE	45D
PROPELLER & SPINNER	53A	REEL INERTIA	50A
PROPELLER FLOATPLANE	53	REEL INERTIA	50B
PROPELLER SPINNER	53	REFLECTOR	81
PROPELLER SPINNER	53A	REFLECTOR	81B
PULLEY BRACKET RUDDER	86	REFUELING HANDLE	52
PULLEYS—SEE APPLICABLE SYSTEM		REFUELING STEP & HANDLE	52
PUMP VACUUM	79	REGULATOR VOLTAGE	57
PUMP VACUUM	79A	REGULATOR VOLTAGE	80
		RELIEF VALVE	68
		RESISTOR	48B
		RESISTOR	48C
		RESISTOR	80
		RESISTOR	84
		RESISTOR	84
		RESISTOR FUEL TRANSMITTER	13
		RESISTOR GROUND SERVICE PLUG	80
		RESTRICTOR VALVE	68
		RETAINER HEADLINER	41
		RETAINER REAR WINDOW	29
		RETAINER WINDOW	29
		RHEOSTAT INSTRUMENT LIGHT	48
		RHEOSTAT INSTRUMENT LIGHT	48A
		RHEOSTAT KNOB	48
		RHEOSTAT KNOB	48A
		RIBS—SEE APPLICABLE STRUCTURE	
		RIVET SET KIT	37
		RIVET SET KIT	37A
		ROD AILERON PUSH PULL	15
		ROD FLAP PUSH	16
		ROD FLAP PUSH PULL	16
		ROTARY CLUTCH	24
		ROTARY CLUTCH	24A
		ROTARY CLUTCH	29
		ROTARY DOOR LATCH CLUTCH	24
		ROTARY DOOR LATCH CLUTCH	24A
		ROTARY DOOR LATCH CLUTCH	29
		RUDDER	22
		RUDDER	22A
		RUDDER	30
		RUDDER & BRAKE PEDAL	61
		RUDDER BALANCE WEIGHT	22
		RUDDER BALANCE WEIGHT	22A
		RUDDER BAR SHIELD	42
		RUDDER BAR SHIELD	42A
		RUDDER CENTRALIZER LINK	86
		RUDDER CONTROL SYSTEM	65
		RUDDER PEDAL	61
		RUDDER SERVO	67
		RUDDER TRIM TAB	22
		RUDDER TRIM TAB	22A
Q			
QUICK DRAIN OIL VALVE	78		
R			
RADIO CUTOUT COVER	47		
RADIO CUTOUT COVER	47A		
RADIO CUTOUT COVER	47B		
RADIO CUTOUT COVER	47C		
RADIOS—SEE CESSNA ELECTRONICS MANUAL			
RAIL SEAT	44B		
RAIL SEAT	44C		
RAIL SEAT	44D		
RAIL SEAT	45B		
RAIL SEAT	45C		
RAIL SEAT	45D		
REAR DOORPOST SPAR	29		
REAR VIEW MIRROR	47A		
REAR VIEW MIRROR	47B		
REAR VIEW MIRROR	47C		
REAR VIEW MIRROR	50		
REAR WINDOW	29		
REAR WINDOW RETAINER	29		
RECEIVER ASH	38		
RECEIVER ASH	38A		
RECEPTACLE GROUND SERVICE PLUG	80		
RECLINING SEAT	44		
RECLINING SEAT	44A		
RECLINING SEAT	44B		
RECLINING SEAT	44C		
RECLINING SEAT	45		
RECLINING SEAT	45A		
RECLINING SEAT	45B		
RECLINING SEAT	45C		
RECLINING SEAT CAM	44		

ALPHABETICAL INDEX

NOMENCLATURE	FIGURE	NOMENCLATURE	FIGURE
S		S (Cont)	
SAFETY BELT-ALSO SEE SEAT BELTS		SENSOR OVERVOLTAGE	47B
SCOOP CABIN AIR VENT	8	SENSOR OVERVOLTAGE	47C
SCOOP CABIN AIR VENT	9	SERVICE PLUG GROUND	80
SCOOP STALL WARNING	74	SERVO AILERON	67
SCRAPER FAIRING	36	SERVO RUDDER	67
SCUFF PLATE	42A	SET KIT RIVET	37
SCUFF PLATE	44D	SET KIT RIVET	37A
SCUFF PLATE	45D	SHAFT TACHOMETER	47
SEAL CARBURETOR AIR FILTER	56	SHAFT TACHOMETER	47A
SEAL ENGINE BAFFLE	59A	SHAFT TACHOMETER	47B
SEAL FELT GREASE	34	SHAFT TACHOMETER	47C
SEAL FELT GREASE	34A	SHEET FIREWALL	26
SEAL FELT GREASE	34B	SHEET FIREWALL	26A
SEAL FELT GREASE	34C	SHELF UTILITY	41
SEAL FELT GREASE	37A	SHIELD MAP LIGHT	85A
SEAL STEERING LINK	26	SHIMMY DAMPENER	35
SEAL STEERING LINK	26A	SHOCK MOUNT	26
SEALANT	1	SHOCK MOUNT	26A
SEAT AUXILIARY	46	SHOCK MOUNT COWL	26
SEAT BACK COVERS-SEE APPLICABLE SEAT		SHOCK MOUNT COWL	26A
SEAT BACK CUSHION-SEE APPLICABLE SEAT		SHOCK MOUNTED INSTRUMENT PANEL	47
SEAT BACK LATCH	43	SHOCK MOUNTED INSTRUMENT PANEL	47A
SEAT BACK-SEE INDIVIDUAL SEAT		SHOCK MOUNTED INSTRUMENT PANEL	47B
SEAT BELT	25A	SHOCK MOUNTED INSTRUMENT PANEL	47C
SEAT BELT	50A	SHOCK MOUNTED PANEL	47
SEAT BELT	50B	SHOCK MOUNTED PANEL	47A
SEAT BELT BRACKET	24	SHOCK MOUNTED PANEL	47B
SEAT BELT BRACKET	24A	SHOCK MOUNTED PANEL	47C
SEAT BELT BRACKET	50A	SHOCK PANEL COVER	47
SEAT BELT BRACKET	50B	SHOCK PANEL COVER	47A
SEAT BELT LATCH	50A	SHOCK PANEL COVER	47B
SEAT BOTTOM-SEE INDIVIDUAL SEAT		SHOCK PANEL COVER	47C
SEAT PAN	24	SHOCK STRUT LOWER	33
SEAT RAIL	44B	SHOULDER HARNESS	50A
SEAT RAIL	44C	SHOULDER HARNESS	50B
SEAT RAIL	44D	SHOULDER HARNESS HOOK	50A
SEAT RAIL	45B	SHROUD EXHAUST STACK	58
SEAT RAIL	45C	SHUT OFF VALVE FUEL	76A
SEAT RAIL	45D	SILL DOOR	24
SEAT RAIL INBOARD	44	SILL DOOR	24A
SEAT RAIL INBOARD	45	SKINS-SEE APPLICABLE STRUCTURE	
SEAT RAIL OUTBOARD	44	SKYLIGHT WINDOW	24
SEAT RAIL OUTBOARD	44A	SKYLIGHT WINDOW	24A
SEAT RAIL OUTBOARD	45	SLANT LETTERS & NUMERALS STENCILS	2B
SEAT RAIL OUTBOARD	45A	SLANT LETTERS & NUMERALS STENCILS	2C
SEAT RECLINING	44	SLANT LETTERS & NUMERALS STENCILS	2D
SEAT RECLINING	44A	SOUND DEADENER	1
SEAT RECLINING	44B	SOUNDPROOFING	42
SEAT RECLINING	44C	SOUNDPROOFING	42B
SEAT RECLINING	45	SPACER FUEL TANK	10
SEAT RECLINING	45A	SPACER FUEL TANK	11
SEAT RECLINING	45B	SPAR FRONT DOORPOST	27
SEAT RECLINING	45C	SPAR FRONT DOORPOST	28
SEAT STOP	44	SPAR OUTBOARD AUXILIARY	10
SEAT STOP	44A	SPAR OUTBOARD AUXILIARY	11
SEAT STOP	44B	SPAR REAR DOORPOST	29
SEAT STOP	44C	SPAR WING	5
SEAT STOP	44D	SPAR WING	7
SEAT STOP	45	SPAR WING	11
SEAT STOP	45A	SPAR WING FRONT	10
SEAT STOP	45B	SPAR WING FRONT	11
SEAT STOP	45C	SPAR WING REAR	10
SEAT STOP	45D	SPAR WING REAR	11
SEAT STOP-SEE INDIVIDUAL SEAT INSTALLATION		SPARK PLUG	57
SEAT VERTICAL ADJUSTABLE	44D	SPARS WING	10
SEAT VERTICAL ADJUSTABLE	45D	SPEAKER GRILL	41
SENSOR OVERVOLTAGE	47	SPEAKER-RADIO-SEE CESSNA ELECTRONICS MANUAL	
SENSOR OVERVOLTAGE	47A	SPEED FAIRING	32

ALPHABETICAL INDEX

NOMENCLATURE	FIGURE	NOMENCLATURE	FIGURE
S (Cont)		S (Cont)	
SPEED FAIRING.	36	STRAP FUEL TANK.	4
SPEED FAIRING NOSE GEAR.	32	STRAP FUEL TANK.	5
SPINNER BULKHEAD	53	STRAP FUEL TANK.	6
SPINNER BULKHEAD	53A	STRAP FUEL TANK.	7
SPINNER LARGE.	53	STRAP FUEL TANK.	12
SPINNER PROPELLER.	53	STRAP FUEL TANK.	13
SPINNER PROPELLER.	53A	STRAP FUEL TRANSMITTER GROUND.	4
STABILIZER	18	STRAP FUEL TRANSMITTER GROUND.	5
STABILIZER	19	STRAP FUEL TRANSMITTER GROUND.	6
STABILIZER TIP	18	STRAP FUEL TRANSMITTER GROUND.	7
STABILIZER TIP	19	STRAP FUEL TRANSMITTER GROUND.	12
STACK EXHAUST.	58	STRAP FUEL TRANSMITTER GROUND.	13
STAINLESS STEEL CABLES-SEE SPECIFIC SYSTEM		STRAP GROUND	12
STALL WARNING HORN	74	STRAP GROUND	13
STALL WARNING SCOOP.	74	STRAP GROUND	47
STARTER.	57	STRAP GROUND	47A
STARTER CLUTCH	57	STRAP GROUND	47B
STARTER CONTACTOR.	80	STRAP GROUND	47C
STARTER CONTACTOR CABLE.	80	STRAP GROUND	56
STATIC DISCHARGER.	52A	STRAP GROUND	80
STATIC SOURCE SUMP	73	STRIKER PLATE.	38
STATIONARY INSTRUMENT PANEL.	26	STRIKER PLATE.	38A
STATIONARY INSTRUMENT PANEL.	26A	STRIP WINDSHIELD	31
STATIONARY INSTRUMENT PANEL.	47B	STROBE LIGHT	3
STATIONARY INSTRUMENT PANEL.	47C	STRUT FAIRING.	17
STATIONARY PANEL	47	STRUT FITTING.	10
STATIONARY PANEL	47A	STRUT FITTING.	11
STATIONARY PANEL COVER	47	STRUT FITTING.	17
STATIONARY PANEL COVER	47A	STRUT LOWER SHOCK.	33
STEERING ARM	33	STRUT NOSE GEAR.	33
STEERING LINK SEAL	26	STRUT STEP	52
STEERING LINK SEAL	26A	STRUT STEP	86
STENCILS	2A	STRUT WING	17
STENCILS	2B	SUCTION GAGE	47
STENCILS	2C	SUCTION GAGE	47A
STENCILS	2D	SUCTION GAGE	47B
STENCILS SLANT LETTERS & NUMERALS.	2B	SUCTION GAGE	47C
STENCILS SLANT LETTERS & NUMERALS.	2C	SUCTION GAGE	79
STENCILS SLANT LETTERS & NUMERALS.	2D	SUCTION GAGE	79A
STENCILS VERTICAL LETTERS & NUMERALS	2A	SUMP STATIC SOURCE	73
STENCILS VERTICAL LETTERS & NUMERALS	2B	SUN VISOR.	51
STENCILS VERTICAL LETTERS & NUMERALS	2C	SUN VISOR.	51A
STENCILS VERTICAL LETTERS & NUMERALS	2D	SWITCH & CIRCUIT BREAKER	48B
STEP	36	SWITCH & CIRCUIT BREAKER	48C
STEP	52	SWITCH COVER	48B
STEP	86	SWITCH COVER	48C
STEP & HANDLE REFUELING.	52	SWITCH FLAP.	47
STEP CABIN ENTRANCE.	36	SWITCH FLAP.	47A
STEP CABIN ENTRANCE.	36A	SWITCH FLAP.	48B
STEP CABIN ENTRANCE.	36B	SWITCH FLAP.	69
STEP STRUT	52	SWITCH FLAP LIMIT.	69
STEP STRUT	86	SWITCH FLAP LIMIT.	70A
STOP SEAT.	44	SWITCH MASTER.	48
STOP SEAT.	44A	SWITCH MASTER.	48A
STOP SEAT.	44B	SWITCH MASTER.	48B
STOP SEAT.	44C	SWITCH MASTER.	48C
STOP SEAT.	44D	SWITCH MIKE.	85A
STOP SEAT.	45	SWITCH PANEL	48
STOP SEAT.	45A	SWITCH PANEL	48A
STOP SEAT.	45B	SWITCHES-SEE INSTRUMENT PANEL.	
STOP SEAT.	45C	SYSTEMS-SEE INDIVIDUAL LISTINGS.	
STOP SEAT.	45D		
STRAINER DRAIN CONTROL	56		
STRAINER DRAIN LINE.	76		
STRAINER DRAIN LINE.	77		
STRAINER FUEL.	77		
STRAP BATTERY GROUND	80		
STRAP BRAKE LINE	36		
		T	
		TAB CONTROL PULLEY BRACKET	24
		TAB CONTROL PULLEY BRACKET	24A



ALPHABETICAL INDEX

NOMENCLATURE	FIGURE	NOMENCLATURE	FIGURE
T (Cont)		T (Cont)	
TAB CONTROL WHEEL	72	TRIM TAB ACTUATOR ELEVATOR	19A
TAB ELEVATOR	20	TRIM TAB ELEVATOR	19A
TAB RUDDER TRIM	22	TRUE AIRSPEED INDICATOR	47
TAB RUDDER TRIM	22A	TRUE AIRSPEED INDICATOR	47A
TAB WHEEL CABLE	72	TRUE AIRSPEED INDICATOR	47B
TACHOMETER	47	TRUE AIRSPEED INDICATOR	47C
TACHOMETER	47A	TUBE ENGINE MOUNT FILLER	86
TACHOMETER	47B	TUBE NOSE GEAR STEERING	32
TACHOMETER	47C	TUBE PITOT	8
TACHOMETER SHAFT	47	TUBE PITOT	9
TACHOMETER SHAFT	47A	TUBE PITOT	73
TACHOMETER SHAFT	47B	TUBE POLYETHYLENE	1
TACHOMETER SHAFT	47C	TUBE POLYETHYLENE	73
TAIL LAMP	22	TUBE SHOCK STRUT	33
TAIL LAMP	22A	TUBE WINTERIZATION VENT	54
TAIL LIGHT	22	TUBE WINTERIZATION VENT	54A
TAIL LIGHT	22A	TURN & BANK INDICATOR	47
TAILCONE	29	TURN & BANK INDICATOR	47A
TAILCONE AFT	30	TURN & BANK INDICATOR	47B
TAILCONE FUSELAGE	29	TURN & BANK INDICATOR	47C
TAILPIPE	58	TURN COORDINATOR INDICATOR	47
TANK DRAIN VALVE FUEL	14	TURN COORDINATOR INDICATOR	47A
TANK FUEL	12	TURN COORDINATOR INDICATOR	47B
TANK FUEL	13	TURN COORDINATOR INDICATOR	47C
TANK FUEL	14	TURN COORDINATOR INDICATOR	68
TANK WELL BULKHEAD	6	TWIN PACK BEVERAGE	50
TANK WELL BULKHEAD	7		
TANK WING FUEL	13	U	
THROTTLE CONTROL	47	UNIVERSAL JOINT	64
THROTTLE CONTROL	47A	UPHOLSTERY CABIN	42
THROTTLE CONTROL	47B	UPHOLSTERY CABIN	42A
THROTTLE CONTROL	47C	UPHOLSTERY CABIN TOP	41
THROTTLE CONTROL	56	UPHOLSTERY CABIN TOP & FIREWALL	41
THROTTLE KNOB	47	UPPER COWL	55
THROTTLE KNOB	47A	UPPER COWL	55A
THROTTLE KNOB	47B	UPPER COWL DOOR	55
TINTED WINDSHIELD	31	UPPER COWL NOSECAP	55
TIP ELEVATOR	20	UPPER COWL NOSECAP	55A
TIP FLASHING BEACON	84	UTILITY SHELF	41
TIP STABILIZER	18		
TIP STABILIZER	19	V	
TIP VERTICAL FIN	21	VACUUM PUMP	79
TIP WING	4	VACUUM PUMP	79A
TIP WING	5	VACUUM RELIEF VALVE	79
TIP WING	6	VACUUM RELIEF VALVE	79A
TIP WING	7	VACUUM SYSTEM	79
TIRE	34	VACUUM SYSTEM	79A
TIRE	34A	VALVE CABIN HEATER	60
TIRE	34B	VALVE CABIN HEATER	60A
TIRE	34C	VALVE EXTENSION	32
TIRE	37	VALVE EXTENSION	36
TIRE	37A	VALVE EXTENSION	36A
TIRE	37B	VALVE EXTENSION	36B
TOP CABIN	24	VALVE FUEL	14
TOP CABIN	24A	VALVE FUEL	76
TOP FUEL STRAINER	77	VALVE FUEL SHUT OFF	76
TOP SKYLIGHT CABIN	24	VALVE FUEL TANK DRAIN	14
TOP SKYLIGHT CABIN	24A	VALVE FUEL VENT	12
TORQUE LOWER LINK	33	VALVE FUEL VENT	13
TORQUE UPPER LINK	33	VALVE QUICK DRAIN OIL	78
TOW BAR	50	VALVE RELIEF	68
TOW HOOK	50	VALVE RESTRICTOR	68
TOW HOOK CORD	50		
TRANSISTORIZED LIGHT DIMMING	80		
TRANSMITTER FUEL GAGE	12		
TRANSMITTER FUEL GAGE	13		
TRIM CONTROL ELEVATOR	72		
TRIM CONTROL SYSTEM ELEVATOR	72		

ALPHABETICAL INDEX

NOMENCLATURE	FIGURE	NOMENCLATURE	FIGURE
V (Cont)		W (Cont)	
VALVE VACUUM RELIEF.	79	WINDOW GLASS	38
VALVE VACUUM RELIEF.	79A	WINDOW GLASS	38A
VALVE WING LEVELER	47	WINDOW HINGE	38
VALVE WING LEVELER	47A	WINDOW HINGE	38A
VALVE WING LEVELER	68	WINDOW LANDING LIGHT	83
VENT LINE.	56	WINDOW LATCH HANDLE.	38
VENT LINE.	76	WINDOW LATCH HANDLE.	38A
VENT TUBE WINTERIZATION.	54	WINDOW REAR.	29
VENT TUBE WINTERIZATION.	54A	WINDOW SKYLIGHT.	24
VENTRAL FIN.	86	WINDOW SKYLIGHT.	24A
VERTICAL ADJUSTABLE SEAT	44D	WINDSHIELD	31
VERTICAL ADJUSTABLE SEAT	45D	WINDSHIELD STRIP	31
VERTICAL FIN TIP	21	WINDSHIELD TINTED.	31
VERTICAL LETTERS & NUMERALS STENCILS	2A	WING	4
VERTICAL LETTERS & NUMERALS STENCILS	2B	WING	5
VERTICAL LETTERS & NUMERALS STENCILS	2C	WING	6
VERTICAL LETTERS & NUMERALS STENCILS	2D	WING	7
VERTICAL REAR BAFFLE	59	WING COMPLETE.	3
VERTICAL REAR BAFFLE	59A	WING FAIRING	3
VERTICAL SPEED INDICATOR	47	WING FRONT SPAR.	10
VERTICAL SPEED INDICATOR	47A	WING FRONT SPAR.	11
VERTICAL SPEED INDICATOR	47B	WING LEVELER	67
VERTICAL SPEED INDICATOR	47C	WING LEVELER COMPONENTS.	68
VERTICAL SPEED INDICATOR	73	WING LEVELER VALVE	47
VERTICAL SPEED INDICATOR	73A	WING LEVELER VALVE	47A
VISOR SUN.	51	WING LEVELER VALVE	68
VISOR SUN.	51A	WING POSITION LAMP	3
VOLTAGE REGULATOR.	57	WING POSITION LIGHT LENS	3
VOLTAGE REGULATOR.	80	WING REAR SPAR	10
		WING REAR SPAR	11
		WING ROOT RIB.	4
		WING ROOT RIB.	5
		WING ROOT RIB.	6
		WING ROOT RIB.	7
		WING SPAR.	5
		WING SPAR.	7
		WING SPAR.	11
		WING SPAR FITTING.	10
		WING SPAR FITTING.	11
		WING SPARS	10
		WING STRINGER.	4
		WING STRINGER.	5
		WING STRINGER.	6
		WING STRINGER.	7
		WING STRUCTURE	4
		WING STRUCTURE	5
		WING STRUCTURE	6
		WING STRUCTURE	7
		WING STRUT	17
		WING TIP	4
		WING TIP	5
		WING TIP	6
		WING TIP	7
		WING TO FUSELAGE FAIRING	3
		WINTERIZATION EQUIPMENT.	54
		WINTERIZATION EQUIPMENT.	54A
		WINTERIZATION PLACARD.	2
		WINTERIZATION PLACARD.	2A
		WINTERIZATION PLACARD.	2B
		WINTERIZATION PLACARD.	2C
		WINTERIZATION PLACARD.	2D
		WINTERIZATION PLACARD.	54
		WRENCH FILTER ADAPTER.	78
		Z	
		ZINC CHROMATE PRIMER	1
W			
WARNING HORN STALL	74		
WEDGE CABIN DOOR	38		
WEDGE CABIN DOOR	38A		
WEDGE DOOR	38		
WEDGE DOOR	38A		
WEIGHT AILERON BALANCE	15		
WEIGHT ELEVATOR BALANCE.	20		
WEIGHT RUDDER BALANCE.	22		
WEIGHT RUDDER BALANCE.	22A		
WHEEL & BRAKE.	37		
WHEEL & BRAKE.	37A		
WHEEL & BRAKE.	37B		
WHEEL & BRAKE MAIN LANDING GEAR.	37		
WHEEL & BRAKE MAIN LANDING GEAR.	37A		
WHEEL & BRAKE MAIN LANDING GEAR.	37B		
WHEEL CONTROL.	64		
WHEEL CONTROL.	85		
WHEEL CONTROL.	85A		
WHEEL FAIRING.	36A		
WHEEL FAIRING.	36B		
WHEEL FAIRING DOOR LATCH	32		
WHEEL FAIRING DOOR LATCH	36A		
WHEEL FAIRING DOOR LATCH	36B		
WHEEL MAIN GEAR.	37		
WHEEL MAIN GEAR.	37A		
WHEEL MAIN GEAR.	37B		
WHEEL MAP LIGHT CONTROL.	85		
WHEEL NOSE GEAR.	34		
WHEEL NOSE GEAR.	34A		
WHEEL PILOT CONTROL.	64		
WHEEL TAB CONTROL.	72		
WINDOW	83		
WINDOW CABIN DOOR.	38		
WINDOW CABIN DOOR.	38A		