

11

**PLACARDS AND
MARKINGS**

LIST OF EFFECTIVE PAGES

CHAPTER	PAGE	DATE	CHAPTER	PAGE	DATE	
11-LEP (BA)	1	SEP 04	11-23-00 (BA)	3	SEP 02	
	2	SEP 04		4	SEP 02	
	3	SEP 04		1	SEP 02	
	4	SEP 02		2	SEP 02	
11-TC (BA)	1	SEP 02	11-23-01 (BA)	1	SEP 02	
	2	SEP 02		2	SEP 04	
	3	SEP 02		3	SEP 04	
	4	SEP 02		4	SEP 04	
11-00-00 (BA)	1	SEP 02	11-23-02 (BA)	1	SEP 02	
	2	SEP 02		2	SEP 02	
11-20-00 (BA)	1	SEP 02	11-24-00 (BA)	1	SEP 02	
	2	SEP 02		2	SEP 02	
11-21-00 (BA)	1	SEP 02	11-25-00 (BA)	1	SEP 02	
	2	SEP 02		2	SEP 02	
11-21-01 (BA)	1	SEP 02	11-26-00 (BA)	3	SEP 02	
	2	SEP 02		4	SEP 02	
	3	SEP 02		5	SEP 02	
	4	SEP 02		6	SEP 02	
11-21-02 (BA)	1	SEP 02	11-30-00 (BA)	1	SEP 02	
	2	SEP 02		2	SEP 02	
	3	SEP 02		11-31-00 (BA)	1	SEP 02
	4	SEP 02			2	SEP 02
11-22-00 (BA)	1	SEP 02	11-31-01 (BA)	1	SEP 02	
	2	SEP 02		2	SEP 02	
11-22-01 (BA)	1	SEP 02	11-31-02 (BA)	1	SEP 02	
	2	SEP 02		2	SEP 02	
	3	SEP 02				
	4	SEP 02				
	5	SEP 02				
	6	SEP 02				
	7	SEP 02				
	8	SEP 02				
11-22-02 (BA)	1	SEP 02				
	2	SEP 02				

CHAPTER	PAGE	DATE	CHAPTER	PAGE	DATE
11-31-02 (BA)	3	SEP 02	11-33-00 (BA)	1	SEP 02
(suite)	4	SEP 02		2	SEP 02
	5	SEP 02			
	6	SEP 02	11-33-01 (BA)	1	SEP 04
11-31-03 (BA)	1	SEP 02		2	SEP 04
	2	SEP 02		3	SEP 04
	3	SEP 02		4	SEP 04
	4	SEP 02		5	SEP 04
	5	SEP 02		6	SEP 04
	6	SEP 02		7	SEP 04
11-31-04 (BA)	1	SEP 02		8	SEP 04
	2	SEP 02		9	SEP 04
	3	SEP 02		10	SEP 04
	4	SEP 02	11-33-02 (BA)	1	SEP 02
11-31-05 (BA)	1	SEP 02		2	SEP 02
	2	SEP 02		3	SEP 02
	3	SEP 02		4	SEP 02
	4	SEP 02		5	SEP 02
11-32-00 (BA)	1	SEP 02		6	SEP 02
	2	SEP 02	11-33-03 (BA)	1	SEP 02
11-32-01 (BA)	1	SEP 02		2	SEP 02
	2	SEP 02		3	SEP 02
	3	SEP 02		4	SEP 02
	4	SEP 02	11-34-00 (BA)	1	SEP 02
	5	SEP 02		2	SEP 02
	6	SEP 02	11-34-01 (BA)	1	SEP 02
11-32-02 (BA)	1	SEP 02		2	SEP 02
	2	SEP 02		3	SEP 02
	3	SEP 02		4	SEP 02
	4	SEP 02		5	SEP 02
11-32-03 (BA)	1	SEP 02		6	SEP 02
	2	SEP 02		7	SEP 02
	3	SEP 02		8	SEP 02
	4	SEP 02		9	SEP 02
11-32-04 (BA)	1	SEP 02		10	SEP 02
	2	SEP 02	11-34-02 (BA)	1	SEP 02
	3	SEP 02		2	SEP 02
	4	SEP 02		3	SEP 02
				4	SEP 02
				5	SEP 02
				6	SEP 02

CHAPTER	PAGE	DATE	CHAPTER	PAGE	DATE
11-35-00 (BA)	1	SEP 02			
	2	SEP 02			
	3	SEP 02			
	4	SEP 02			
	5	SEP 02			
	6	SEP 02			
	7	SEP 02			
	8	SEP 02			
11-36-00 (BA)	1	SEP 02			
	2	SEP 02			
11-36-01 (BA)	1	SEP 02			
	2	SEP 02			
	3	SEP 02			
	4	SEP 02			
	5	SEP 02			
	6	SEP 02			
	7	SEP 02			
	8	SEP 02			
11-36-02 (BA)	1	SEP 02			
	2	SEP 02			
	3	SEP 02			
	4	SEP 02			
11-36-03 (BA)	1	SEP 02			
	2	SEP 02			
11-37-00 (BA)	1	SEP 02			
	2	SEP 02			

PAGE INTENTIONALLY LEFT BLANK

TABLE OF CONTENTS

SUBJECT	CHAPTER	PAGE	VALIDITY
PLACARDS AND MARKINGS	11-00-00 (BA)	1	1 - 9999
DESCRIPTION AND OPERATION		1	
1. GENERAL		1	
2. DEFINITION		1	
A. Exterior placards and markings - refer to 11-20-00		1	
B. Interior placards and markings - refer to 11-30-00		1	
EXTERIOR PLACARDS AND MARKINGS	11-20-00 (BA)	1	1 - 9999
DESCRIPTION		1	
1. GENERAL		1	
AREA 100	11-21-00 (BA)	1	1 - 9999
DESCRIPTION		1	
1. GENERAL		1	
EXTERIOR	11-21-01 (BA)	1	1 - 9999
INTERIOR	11-21-02 (BA)	1	1 - 9999
AREA 210	11-22-00 (BA)	1	1 - 9999
DESCRIPTION		1	
1. GENERAL		1	
EXTERIOR	11-22-01 (BA)	1	1 - 9999
INTERIOR	11-22-02 (BA)	1	1 - 9999
AREA 220	11-23-00 (BA)	1	1 - 9999
DESCRIPTION		1	
1. GENERAL		1	
EXTERIOR	11-23-01 (BA)	1	1 - 9999
INTERIOR	11-23-02 (BA)	1	1 - 9999

AAAA

Validity : S / N 1 - 9999

SUBJECT	CHAPTER	PAGE	VALIDITY
AREA 300	11-24-00 (BA)	1	1 - 9999
DESCRIPTION		1	
1. GENERAL		1	
AREAS 500 / 600	11-25-00 (BA)	1	1 - 9999
DESCRIPTION		1	
1. GENERAL		1	
AREA 700	11-26-00 (BA)	1	1 - 9999
DESCRIPTION		1	
1. GENERAL		1	
INTERIOR PLACARDS AND MARKINGS	11-30-00 (BA)	1	1 - 9999
DESCRIPTION		1	
1. GENERAL		1	
AREA 230	11-31-00 (BA)	1	1 - 9999
DESCRIPTION		1	
1. GENERAL		1	
DOORS	11-31-01 (BA)	1	1 - 9999
CIRCUIT - BREAKER PANEL	11-31-02 (BA)	1	1 - 9999
FUSE BOX	11-31-03 (BA)	1	1 - 9999
DUCT	11-31-04 (BA)	1	1 - 9999
MISCELLANEOUS	11-31-05 (BA)	1	1 - 9999
AREA 240	11-32-00 (BA)	1	1 - 9999
DESCRIPTION		1	
1. GENERAL		1	
INSTRUCTION	11-32-01 (BA)	1	1 - 9999
FLIGHT CONDITIONS	11-32-02 (BA)	1	1 - 9999
CARGO COMPARTMENT DOOR	11-32-03 (BA)	1	1 - 9999

AAAA

Validity : S / N 1 - 9999

11-TC (BA)

Page 2
SEP 02

SUBJECT	CHAPTER	PAGE	VALIDITY
MISCELLANEOUS	11-32-04 (BA)	1	1 - 9999
AREA 250	11-33-00 (BA)	1	1 - 9999
DESCRIPTION		1	
1. GENERAL		1	
L.H. INSTRUMENT PANEL	11-33-01 (BA)	1	1 - 9999
VISUAL ALARM PANEL	11-33-02 (BA)	1	1 - 9999
R.H. INSTRUMENT PANEL	11-33-03 (BA)	1	1 - 9999
STRIPS	11-34-00 (BA)	1	1 - 9999
DESCRIPTION		1	
1. GENERAL		1	
L.H. STRIP	11-34-01 (BA)	1	1 - 9999
R.H. STRIP	11-34-02 (BA)	1	1 - 9999
CENTRAL CONSOLE	11-35-00 (BA)	1	1 - 9999
DESCRIPTION		1	
1. GENERAL		1	
PEDESTAL	11-36-00 (BA)	1	1 - 9999
DESCRIPTION		1	
1. GENERAL		1	
FRONT PEDESTAL	11-36-01 (BA)	1	1 - 9999
PEDESTAL - CENTRAL PART	11-36-02 (BA)	1	1 - 9999
PEDESTAL - REAR PART	11-36-03 (BA)	1	731 - 9999
MISCELLANEOUS	11-37-00 (BA)	1	1 - 9999

AAAA

Validity : S / N 1 - 9999

11-TC (BA)

Page 3
SEP 02

PAGE INTENTIONALLY LEFT BLANK

PLACARDS AND MARKINGS

DESCRIPTION AND OPERATION

1. GENERAL

This chapter defines standard exterior and interior placards and markings that display aircraft identification, safety and maintenance information as well as information required by official authorities.

Positioning procedure of markings and inscriptions is given in Chapter 20-00-05.

2. DEFINITION

A. Exterior placards and markings - refer to 11-20-00

This section defines aircraft exterior placards and markings. This section also includes placards and markings installed in areas accessible by opening access doors and by removing engine cowlings.

B. Interior placards and markings - refer to 11-30-00

This section defines aircraft interior placards and markings installed in the cabin and cockpit areas and in areas accessible by opening doors inside the aircraft.

PAGE INTENTIONALLY LEFT BLANK

EXTERIOR PLACARDS AND MARKINGS

DESCRIPTION

1. GENERAL (Figure 1)

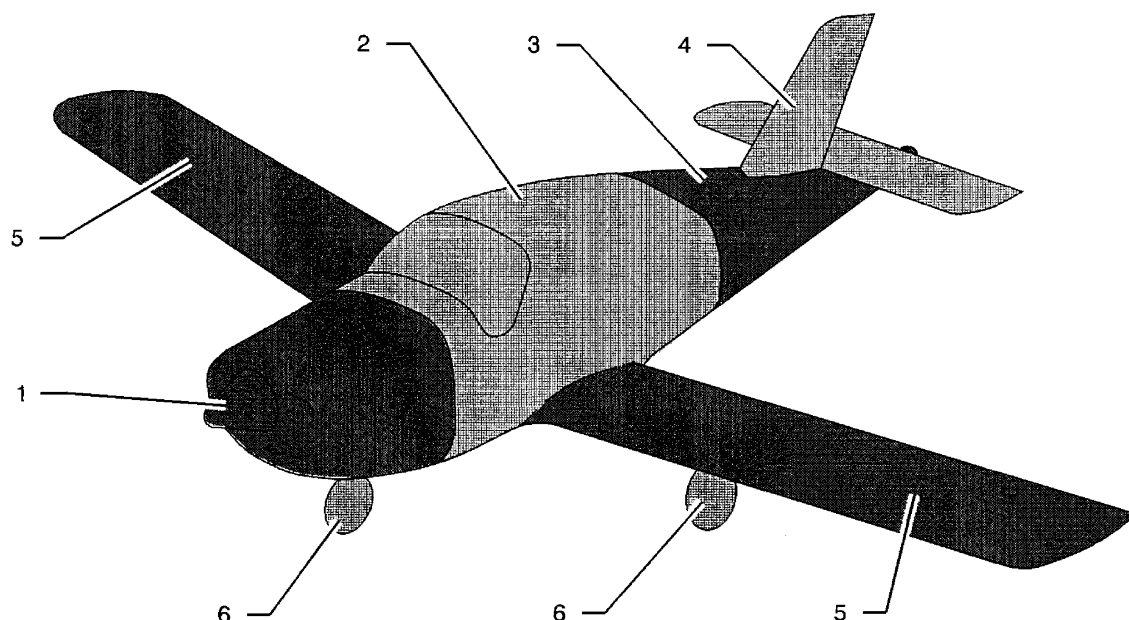
Standard exterior placards and markings are identified and positioned at their relative locations on the aircraft.

Placards and markings related to options may be represented. If they are not represented, refer to the Illustrated Parts Catalog.

Exterior placards and markings are treated by areas :

- area 100 - refer to 11-21-00,
- area 210 - refer to 11-22-00,
- area 220 - refer to 11-23-00,
- area 300 - refer to 11-24-00,
- areas 500/600 - refer to 11-25-00,
- area 700 - refer to 11-26-00.

- 1 - Area 100
- 2 - Area 210
- 3 - Area 220
- 4 - Area 300
- 5 - Areas 500/600
- 6 - Area 700



I411000DAAABWZ4000

Exterior placards and markings - Description
Figure 1

AREA 100
DESCRIPTION

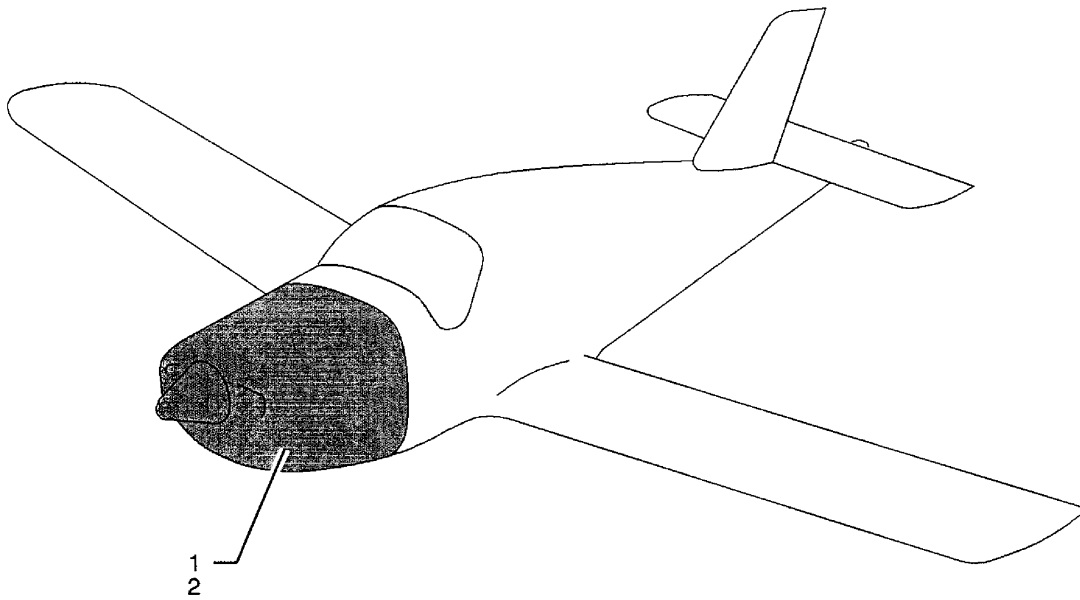
1. GENERAL (Figure 1)

Standard exterior placards and markings are identified and positioned at their relative locations on the aircraft.

- exterior - refer to 11-21-01,
- interior - refer to 11-21-02.

Placards and markings related to options may be represented. If they are not represented, refer to the Illustrated Parts Catalog.

1 - Exterior
2 - Interior



I4110000AAAABWZ4100

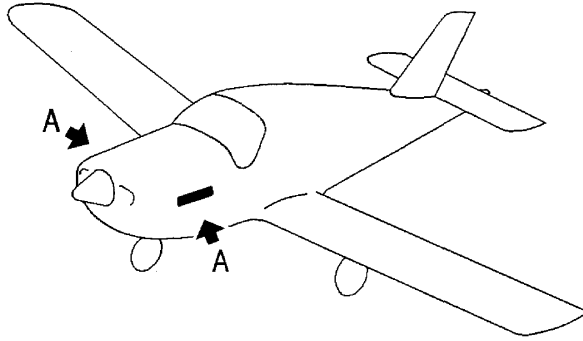
Area 100 - Description
Figure 1

AAAA
Validity : S / N 1 - 9999

11-21-00 (BA)

Page 2
SEP 02

A - Logo label



(A)

TAMPICO

I4112001AAAAFUZ4001

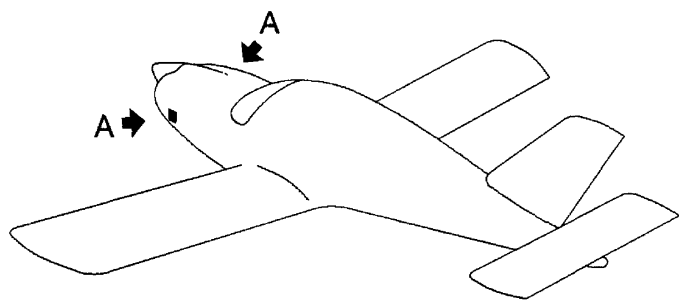
Exterior
Figure 1 - Pre-MOD. 151

AAAA
Validity : S / N 1 - 9999

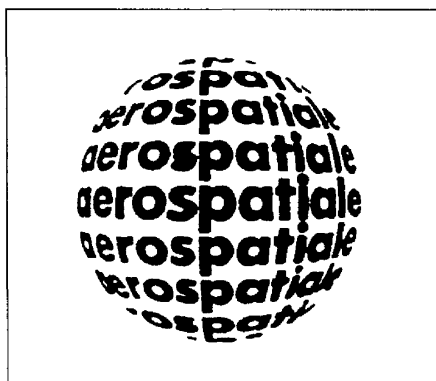
11-21-01 (BA)

Page 1
SEP 02

A - Logo label



(A)



14112000AAACYZ4000

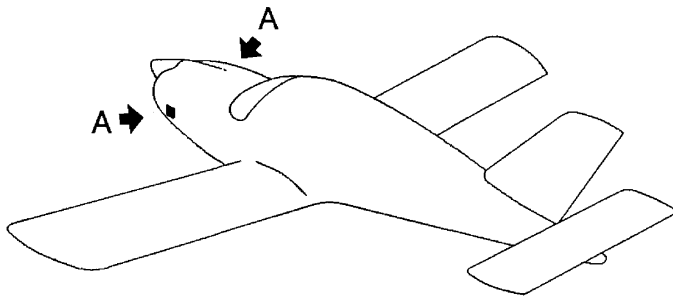
Exterior
Figure 2 - S / N 1 - 1624

AAAA
Validity : S / N 1 - 9999

11-21-01 (BA)

Page 2
SEP 02

A - Logo label



(A)



M112000AAACYZ4100


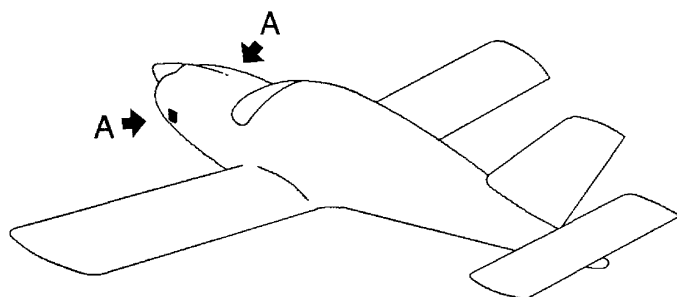
Exterior
Figure 2A - S / N 1625 - 2053, 2055 - 2089, 2091 - 2095, 2097, 2100 - 2101

AAAA
Validity : S / N 1 - 9999

11-21-01 (BA)

Page 3
SEP 02

A - Logo label



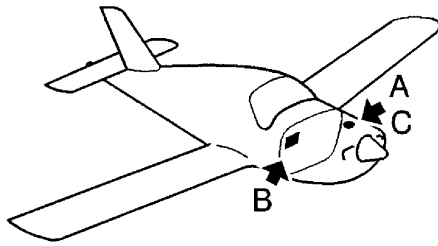
I4112000AAACYZ4200

Exterior
Figure 2B - S / N 2054, 2090, 2096, 2098, 2099, 2102 - 9999

AAAA
Validity : S / N 1 - 9999

11-21-01 (BA)

Page 4
SEP 02



- A - Oil label (type)
- B - Hydraulic brake fluid label (type)
- C - Oil label (capacity)

(A)

A LA LIVRAISON . CE MOTEUR EST LUBRIFIE AVEC :	ON DELIVERY . THIS ENGINE IS FILLED UP WITH :
AeroShell OIL 80	
APRES LES 50 PREMIERES HEURES. UTILISER :	AFTER THE FIRST 50 HOURS . USE :
AeroShell OIL W 80	

(B)

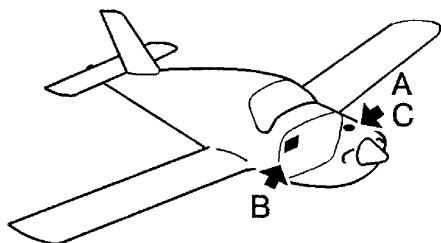
VERIFIER PERIODIQUEMENT LE NIVEAU DU LIQUIDE DE FREINS. LIQUIDE : AEROSHELL FLUID. 41 (A DEFAUT VOIR MANUEL DE VOL)
CHECK OFTEN LEVEL OF HYDRAULIC BRAKES. FLUID : AEROSHELL FLUID. 41 (FOR LACK OF SEE THE FLIGHT MANUAL)
BREMSOLSTAND LAUFEND NACHPRUFEN. BREMSOL : AEROSHELL FLUID. 41 (IN ERMANGELUNG FLUGHANDBUCH SEHEN)

(C)

Capacité d'huile 8 l 8,4 qt	Oil system capacity 8 l 8.4 qt
--------------------------------------	---

Interior
Figure 1 - Pre-change 20144

I4112102AAAAYZ4001



- A - Oil label (type)
- B - Hydraulic brake fluid label (type)
- C - Oil label (capacity)

(A)

<p>A la livraison ce moteur est lubrifié avec une huile minérale. Après les 50 premières heures, utiliser une huile dispersante. Pour les viscosités se reporter au manuel de vol.</p>	<p>On delivery this engine is filled up with mineral oil. After the first 50 hours use ashless dispersant oil. For the grades see pilot's operating handbook.</p>
--	---

(B)

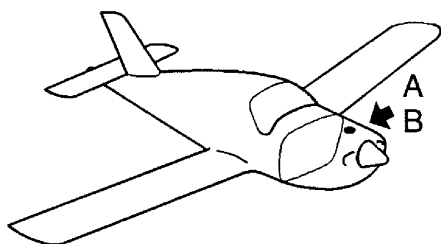
<p>VERIFIER PERIODIQUEMENT LE NIVEAU DU LIQUIDE DE FREINS.</p> <p>LIQUIDE : AEROSHELL FLUID. 41</p> <p>(A DEFAUT VOIR MANUEL DE VOL)</p>
<p>CHECK OFTEN LEVEL OF HYDRAULIC BRAKES.</p> <p>FLUID : AEROSHELL FLUID. 41</p> <p>(FOR LACK OF SEE THE FLIGHT MANUAL)</p>
<p>BREMSOLSTAND LAUFEND NACHPRUFEN.</p> <p>BREMSOL : AEROSHELL FLUID. 41</p> <p>(IN ERMANGELUNG FLUGHANDBUCH SEHEN)</p>

(C)

<p>Capacité d'huile 8 l 8,4 qt</p>	<p>Oil system capacity 8 l 8.4 qt</p>
--	---

Interior
Figure 1A - Post-change 20144

I4112102AAAAYZ4101



- A - Oil label (type)
- B - Oil label (capacity)

(A)

NA ENTRECA ESTE MOTOR ESTÁ LUBRIFICADO COM :	ON DELIVERY . THIS ENGINE IS FILLED UP WITH :
AeroShell OIL 80	
APÓS AS 50 PRIMEIRAS HORAS, UTILIZAR:	AFTER THE FIRST 50 HOURS . USE :
AeroShell OIL W 80	

(B)

CAPACIDADE
DE ÓLEO
8 l
8,4 qt

141112102AAAAAYZ4200

Interior
Figure 1B - Brazil

AAAA
Validity : S / N 1 - 9999

11-21-02 (BA)

Page 3
SEP 02

PAGE INTENTIONALLY LEFT BLANK

AREA 210
DESCRIPTION

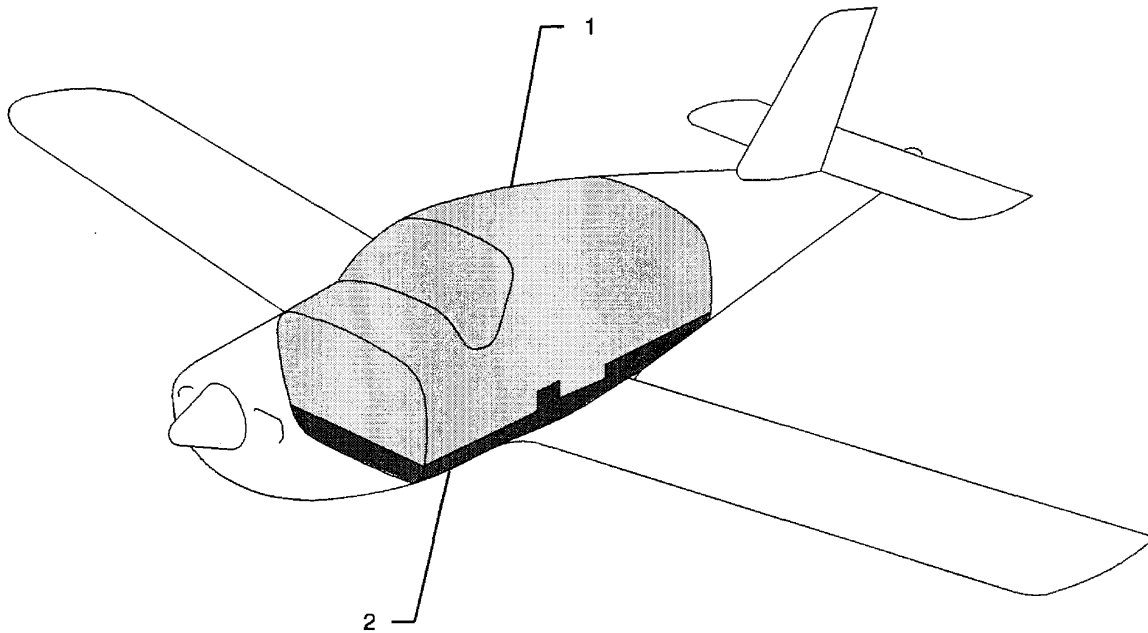
1. GENERAL (Figure 1)

Standard exterior placards and markings are identified and positioned at their relative locations on the aircraft.

- exterior- refer to 11-22-01,
- interior - refer to 11-22-02.

Placards and markings related to options may be represented. If they are not represented, refer to the Illustrated Parts Catalog.

- 1 - Exterior
- 2 - Interior



I4110000AAACWZ4000

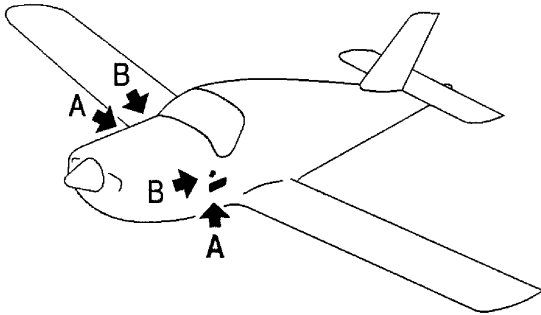
Area 210 - Description
Figure 1

AAAA
Validity : S / N 1 - 9999

11-22-00 (BA)

Page 2
SEP 02

- A - Logo label
- B - Leveling point label



(A)



(B)



I4112001AAA-HUZ4000

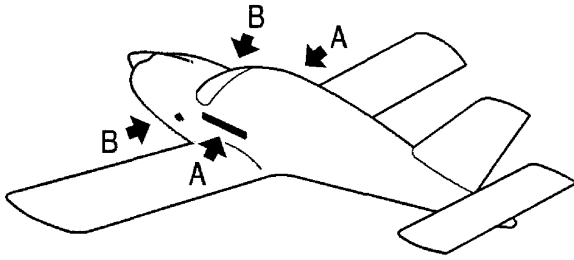
Exterior
Figure 1 - Pre-MOD. 151

AAAA
Validity : S / N 1 - 9999

11-22-01 (BA)

Page 1
SEP 02

A - Logo label
B - Leveling point label



(A)

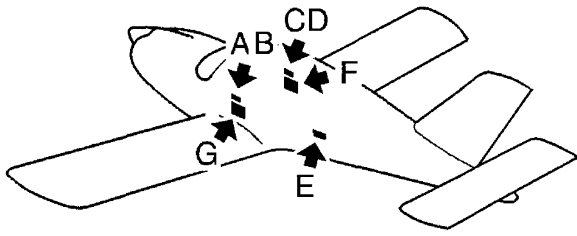
TAMPICO GT

(B)

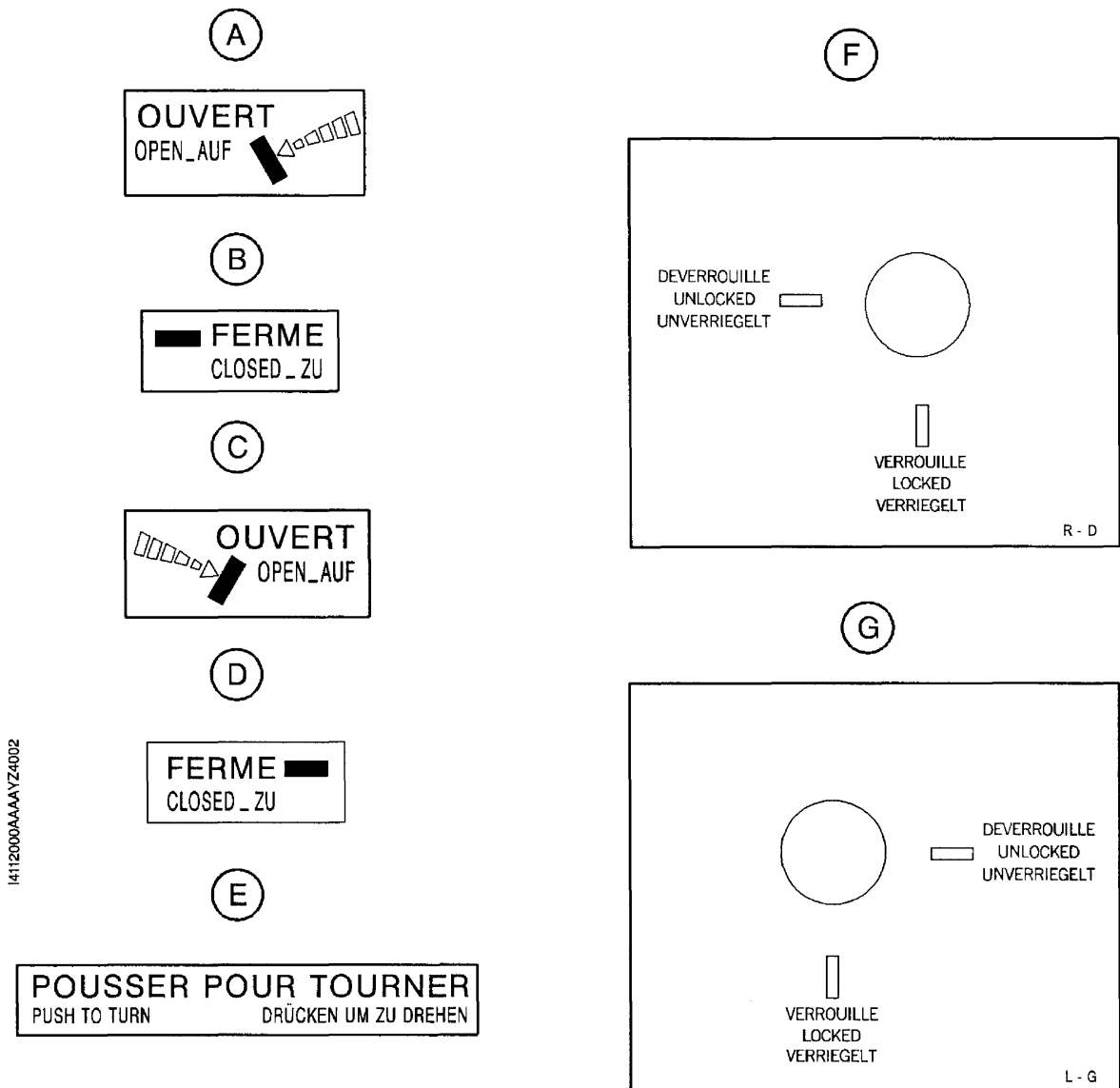


14112001AAA-HUZ4100

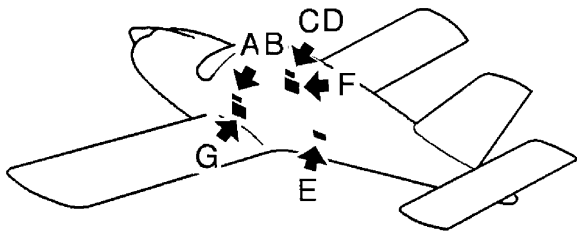
Exterior
Figure 1A - Post-MOD. 151



- A - L.H. door handle label (open)
- B - L.H. door handle label (closed)
- C - R.H. door handle label (open)
- D - R.H. door handle label (closed)
- E - Baggage compartment lock label
- F - R.H. door lock label
- G - L.H. door lock label



Exterior
Figure 2



- A - L.H. door handle label (open)
- B - L.H. door handle label (closed)
- C - R.H. door handle label (open)
- D - R.H. door handle label (closed)
- E - Baggage compartment lock label
- F - R.H. door lock label
- G - L.H. door lock label

(A)



(B)



(C)



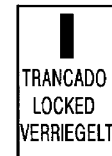
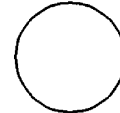
(D)



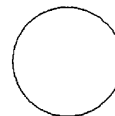
(E)



(F)

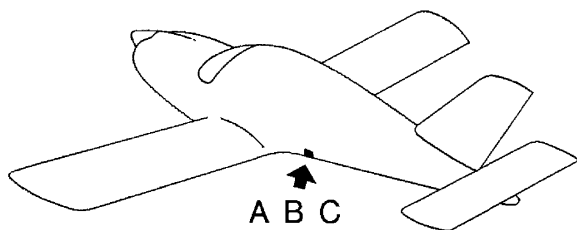


(G)

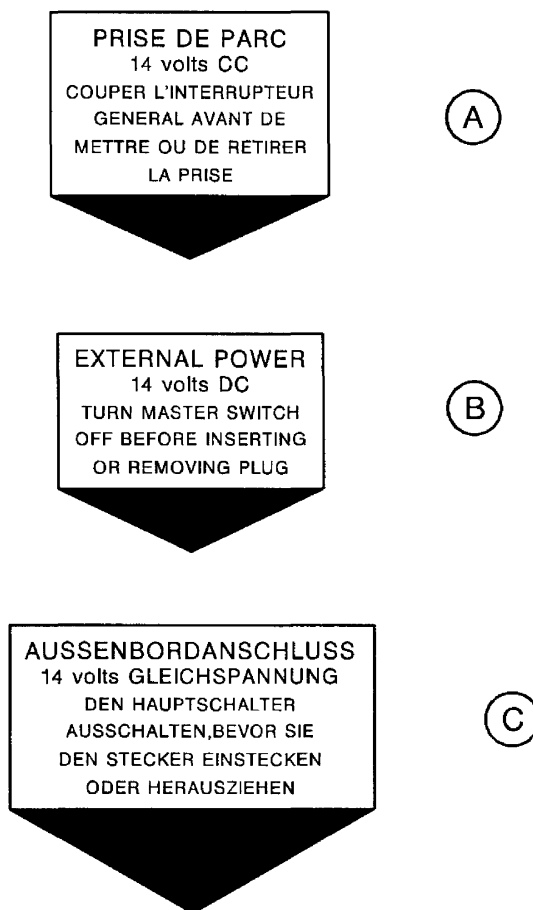


I4112000AAAAYZ4202

Exterior
Figure 2A - Brazil

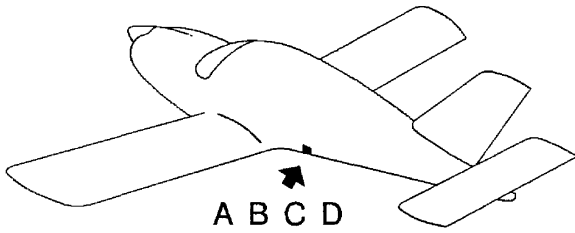


- A - Ground power receptacle label (French)
- B - Ground power receptacle label (English)
- C - Ground power receptacle label (German)



I4112000AAA1WZ4002

Exterior
Figure 3 - 14-volt aircraft with ground power receptacle



- A - Ground power receptacle label (French)
- B - Ground power receptacle label (English)
- C - Ground power receptacle label (German)
- D - Ground power receptacle door label

PRISE DE PARC
28 volts CC
COUPER L'INTERRUPTEUR
GENERAL AVANT DE
METTRE OU DE RETIRER
LA PRISE

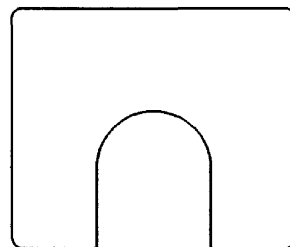
(A)

EXTERNAL POWER
28 volts DC
TURN MASTER SWITCH
OFF BEFORE INSERTING
OR REMOVING PLUG

(B)

AUSSENBORDANSCHLUSS
28 volts GLEICHSPANNUNG
DEN HAUPTSCHALTER
AUSSCHALTEN, BEVOR SIE
DEN STECKER EINSTECKEN
ODER HERAUSZIEHEN

(C)

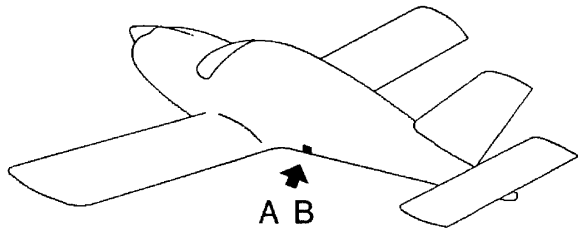


(D)

Exterior

Figure 3A - 28-volt aircraft with ground power receptacle

14112000AAA1WZ4100

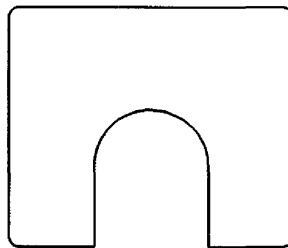


- A - Ground power receptacle label
- B - Ground power receptacle door label

(A)



(B)



14112000AAA1WZ4200

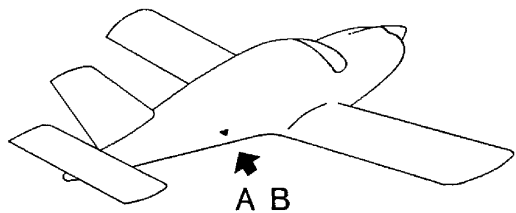
Exterior
Figure 3B - Brazil

AAAA
Validity : S / N 1 - 9999

11-22-01 (BA)

Page 7
SEP 02

- A - ELT label (French)
- B - ELT label (English)



(A)



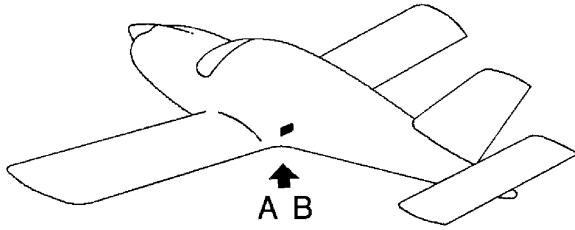
(B)



14112001AAAAGWZ4000

Exterior
Figure 4 - With ELT

A - Relay label (French)
B - Relay label (English)



(A)

RELAIS
- RENTRER -

RELAIS
- SORTIR -

(B)

UP
RELAY

DOWN
RELAY

I4112000AAA-HYZ4002

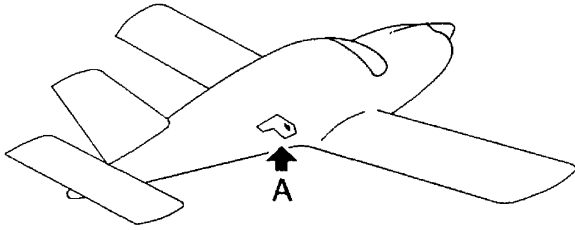
Interior
Figure 1 - 14-volt aircraft with preselection flaps and 28-volt aircraft

AAAA
Validity : S / N 1 - 9999

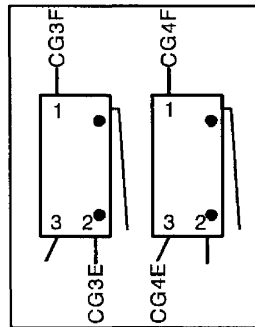
11-22-02 (BA)

Page 1
SEP 02

A - Microswitch label



(A)



14112200AAACYZ4000

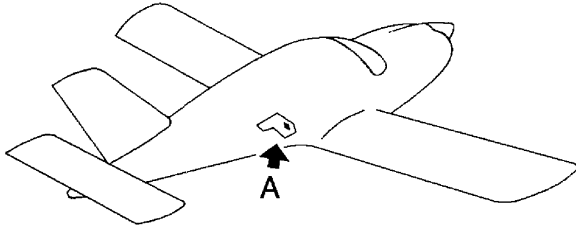
Interior
Figure 2 - S / N 1 - 728 With preselection flaps

AAAA
Validity : S / N 1 - 9999

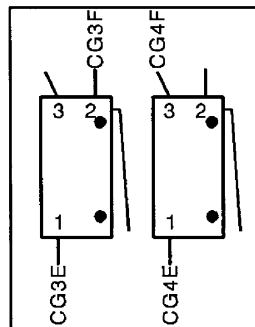
11-22-02 (BA)

Page 2
SEP 02

A - Microswitch label



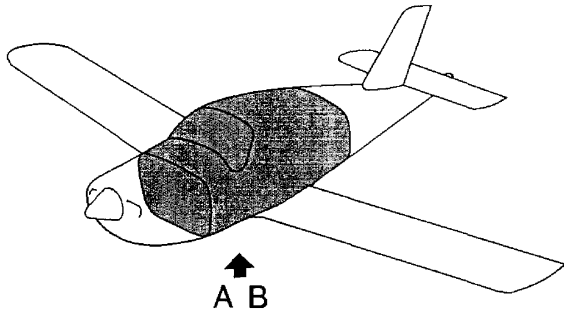
A



I4112200AAACYZ4100


Interior
Figure 2A - S / N 729 - 9999 With preselection flaps

AAAA
Validity : S / N 1 - 9999




- A - Air data tube and hose label
- B - Air data tube and hose label

(A)



(B)



I4112000AAAHYZ4100

Interior
Figure 3

AAAA
Validity : S / N 1 - 9999

11-22-02 (BA)

Page 4
SEP 02

AREA 220
DESCRIPTION

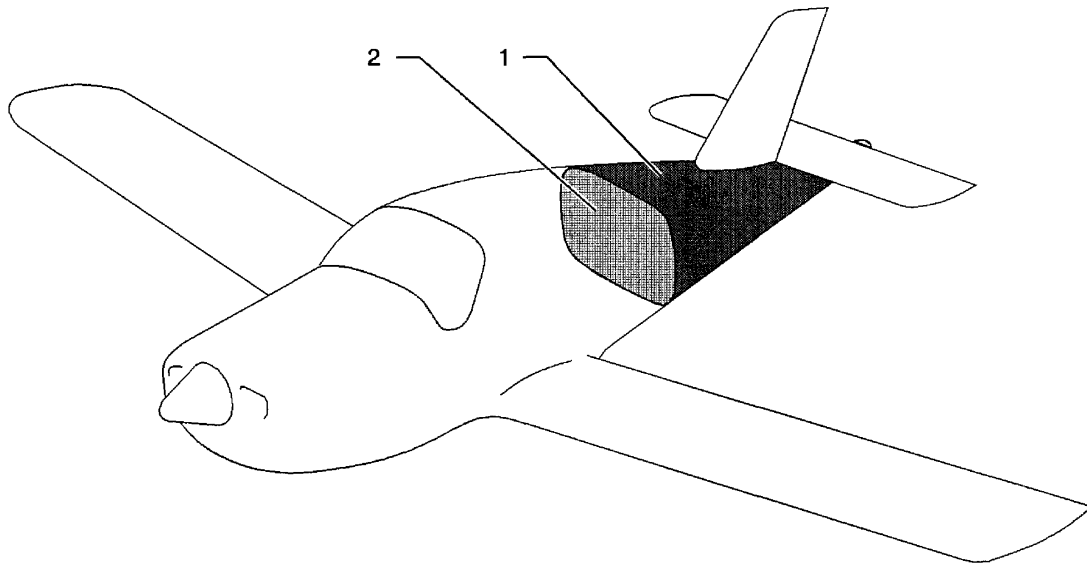
1. GENERAL (Figure 1)

Standard exterior placards and markings are identified and positioned at their relative locations on the aircraft.

- exterior - refer to 11-23-01,
- interior - refer to 11-23-02.

Placards and markings related to options may be represented. If they are not represented, refer to the Illustrated Parts Catalog.

- 1 - Exterior
- 2 - Interior



I4110000AAA BWZ4200

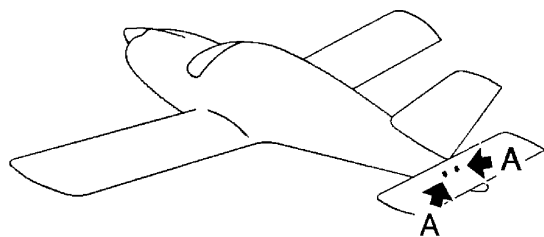
Area 220 - Description
Figure 1

AAAA
Validity : S / N 1 - 9999

11-23-00 (BA)

Page 2
SEP 02

A - Leveling point label

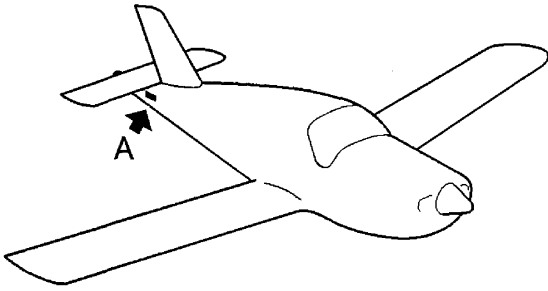


14112001AAAAGWZ4100


Exterior
Figure 1

AAAA
Validity : S / N 1 - 9999

A - Aircraft identity placard



(A)



I4112001AAAAGWZ24100

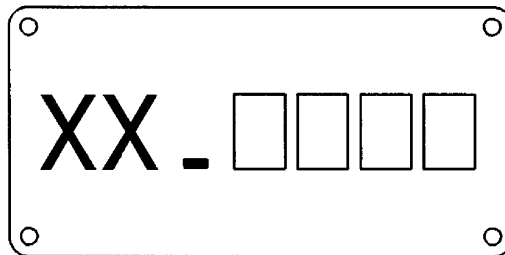
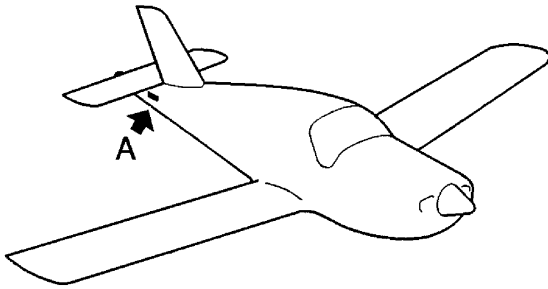
Exterior
Figure 2

AAAA
Validity : S / N 1 - 9999

11-23-01 (BA)

Page 2
SEP 04

A - Aircraft identity placard




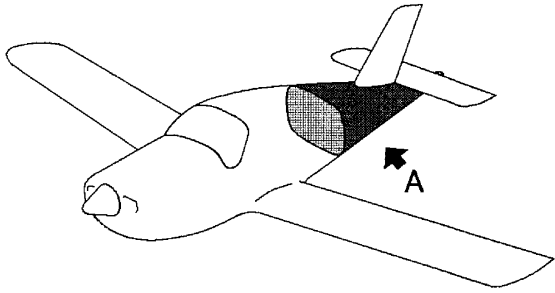
14112001AAA GWZ4200

Exterior
Figure 2A - With OPTION 0565 00M or H565 00M or H749 00M

AAAA
Validity : S / N 1 - 9999

PAGE INTENTIONALLY LEFT BLANK

A - Air data tube and hose label



I4112300AAAAZY4000

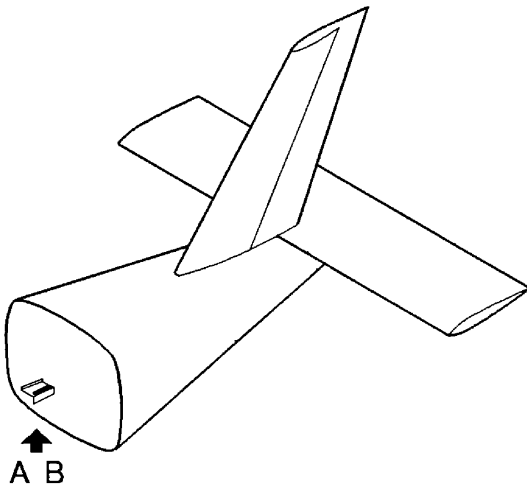
Interior
Figure 1

AAAA
Validity : S / N 1 - 9999

11-23-02 (BA)

Page 1
SEP 02

- A - Anticollision system label (R.H.)
- B - Anticollision system label (L.H.)



(A)

RIGHT PWR

(B)

LEFT PWR

I4112300AAAAYZ4100

Interior
Figure 2 - With anticollision lights Pre-MOD. 151

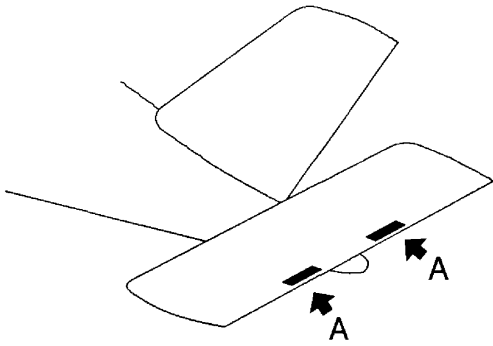
AREA 300
DESCRIPTION

1. GENERAL (Figure 1)

Standard exterior placards and markings are identified and positioned in the following figures at their relative locations on the aircraft.

Placards and markings related to options may be represented. If they are not represented, refer to the Illustrated Parts Catalog.

A - Elevator trim tab label



(A)

NÃO EMPURRE

I4112001AAAAGWZ14100

Area 300
Figure 1 - Brazil

AREAS 500 / 600


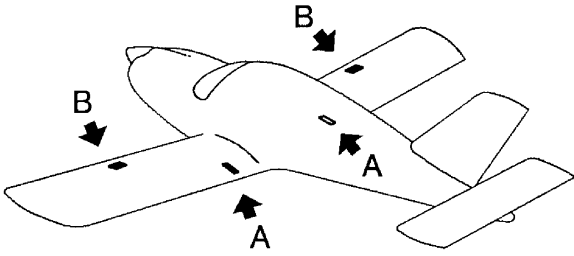
DESCRIPTION

1. GENERAL (Figures 1, 1A, 1B and 2)

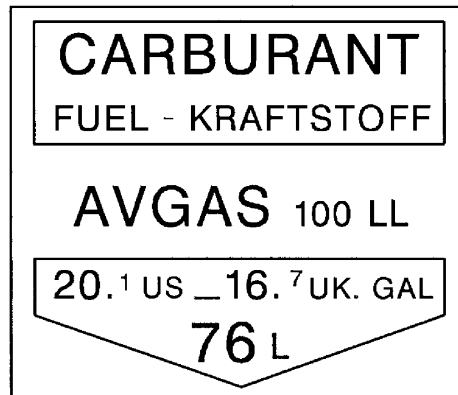
Standard exterior placards and markings are identified and positioned in the following figures at their relative locations on the aircraft.

Placards and markings related to options may be represented. If they are not represented, refer to the Illustrated Parts Catalog.

- A - "Do not walk" label
- B - Fuel filling label



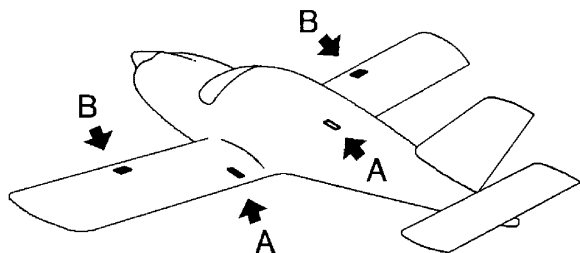
(B)




Areas 500 / 600
Figure 1 - With fuel tanks 20.1 US Gal (76 liters)

I4112500AAAAAWZ4001

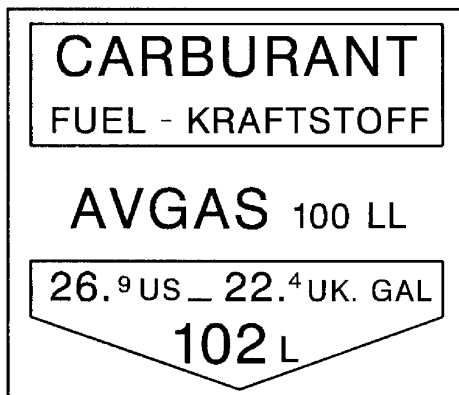
- A - "Do not walk" label
- B - Fuel filling label



(A)



(B)



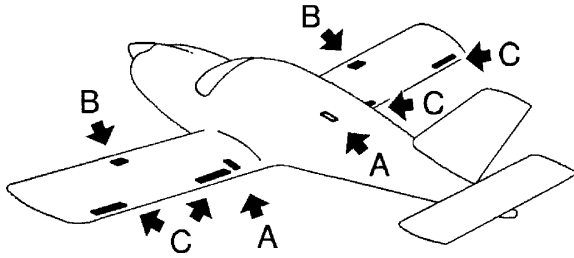
I4112500AAAWZ4101

Areas 500 / 600
Figure 1A - With fuel tanks 26.9 US Gal (102 liters)

AAAA
Validity : S / N 1 - 9999


11-25-00 (BA)

Page 3
SEP 02

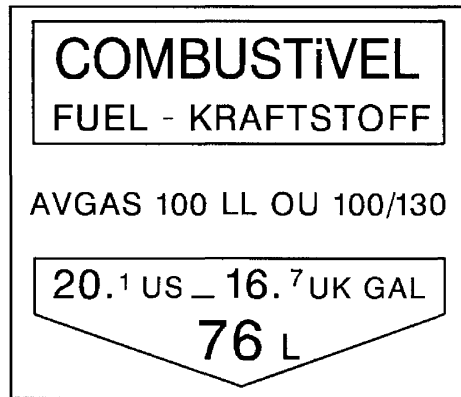


- A - "Do not walk" label
- B - Fuel filling label
- C - "Do not push" label

(A)



(B)



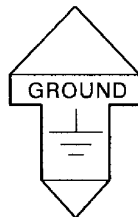
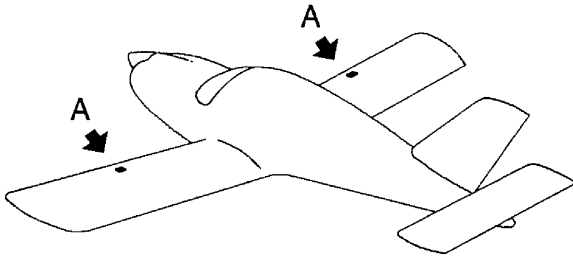
(C)



Areas 500 / 600
Figure 1B - Brazil

14112500AAA AWZ14001

A - Grounding label



I4112500AAAAWZ24000

Areas 500 / 600
Figure 2 - Option Pre-MOD. 151 and Standard Post-MOD. 151

AAAA
Validity : S / N 1 - 9999

11-25-00 (BA)

Page 5
SEP 02

PAGE INTENTIONALLY LEFT BLANK

AREA 700

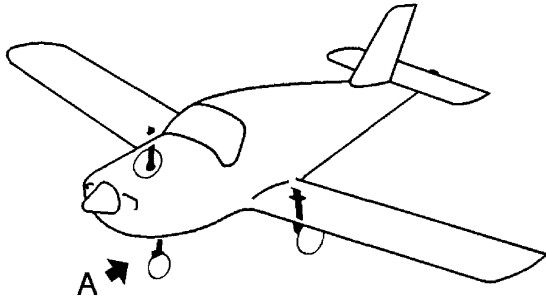
DESCRIPTION

1. GENERAL (Figures 1, 1A, 2, 2A, 2B and 3)

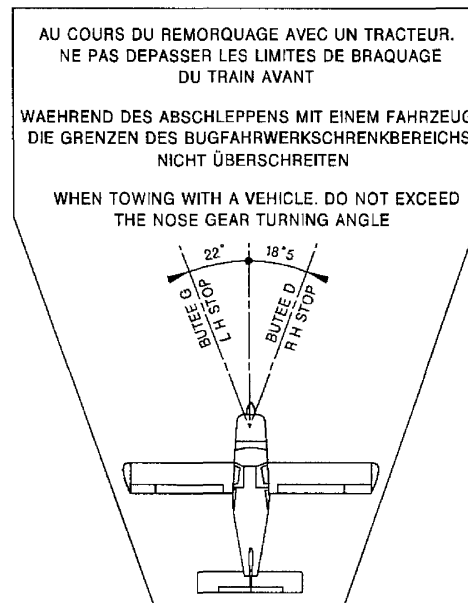
Standard exterior placards and markings are identified and positioned in the following figures at their relative locations on the aircraft.

Placards and markings related to options may be represented. If they are not represented, refer to the Illustrated Parts Catalog.

A - Towing label



A



14112000AAAADUZ4002

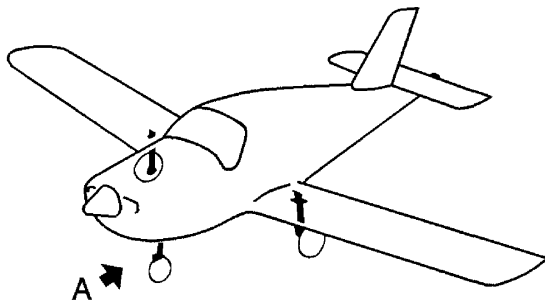
Area 700
Figure 1

AAAA
Validity : S / N 1 - 9999

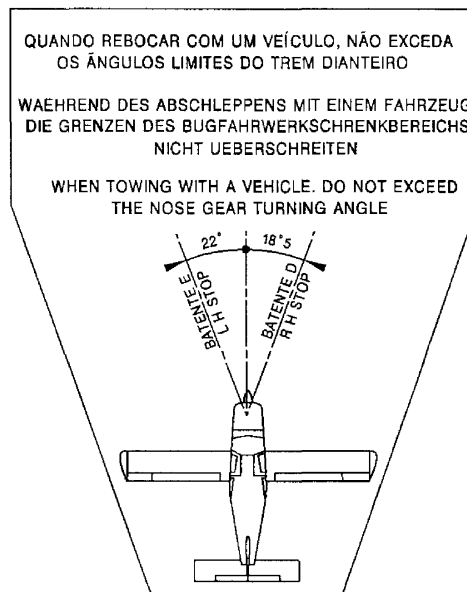
11-26-00 (BA)

Page 2
SEP 02

A - Towing label



A



14112000AAAADUZ4102

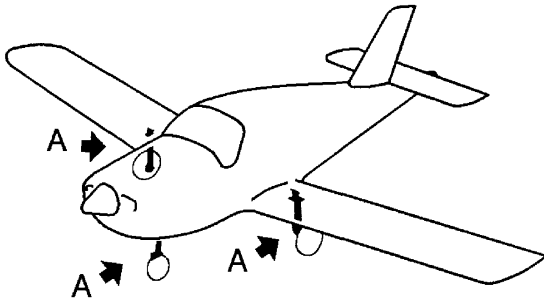
Area 700
Figure 1A - Brazil

AAAA
Validity : S / N 1 - 9999


11-26-00 (BA)

Page 3
SEP 02

A - Tire and shock absorber inflation label



(A)

6,5 bar . atü 94.2 psi		9 bar . atü 130.5 psi
3,1 bar . atü 44.9 psi		2.3 bar . atü 33.3 psi

I4112000AAAADUZ4202

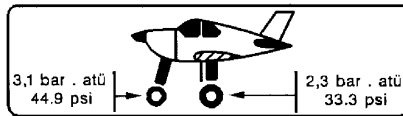
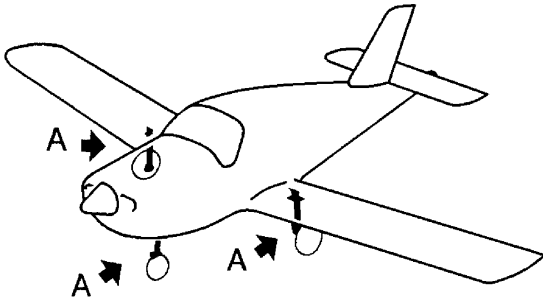
Area 700
Figure 2 - S / N 1 - 1299. With telescopic leg MLG

AAAA
Validity : S / N 1 - 9999

11-26-00 (BA)

Page 4
SEP 02

A - Tire inflation label



14112000AAAADUZ14000

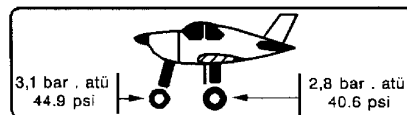
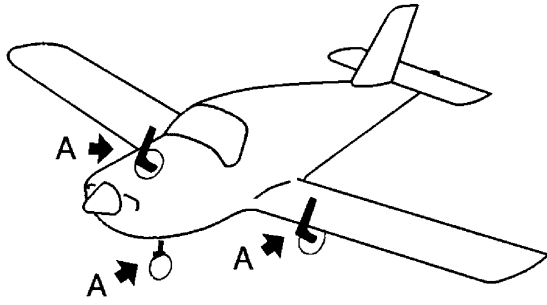
Area 700
Figure 2A - S / N 1300 - 9999, With telescopic leg MLG

AAAA
Validity : S / N 1 - 9999

11-26-00 (BA)

Page 5
SEP 02

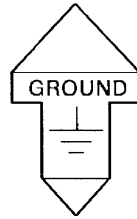
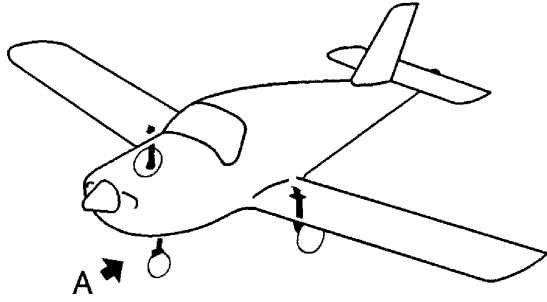
A - Tire inflation label



14112000AAAADUZ14100

Area 700
Figure 2B - With trailing arm MLG

A - Grounding label



I4112000AAADJZ14200

Area 700
Figure 3 - Option Pre-MOD. 151 and Standard Post-MOD. 151

AAAA
Validity : S / N 1 - 9999

11-26-00 (BA)

Page 7
SEP 02

PAGE INTENTIONALLY LEFT BLANK

INTERIOR PLACARDS AND MARKINGS

DESCRIPTION

1. GENERAL (Figure 1)

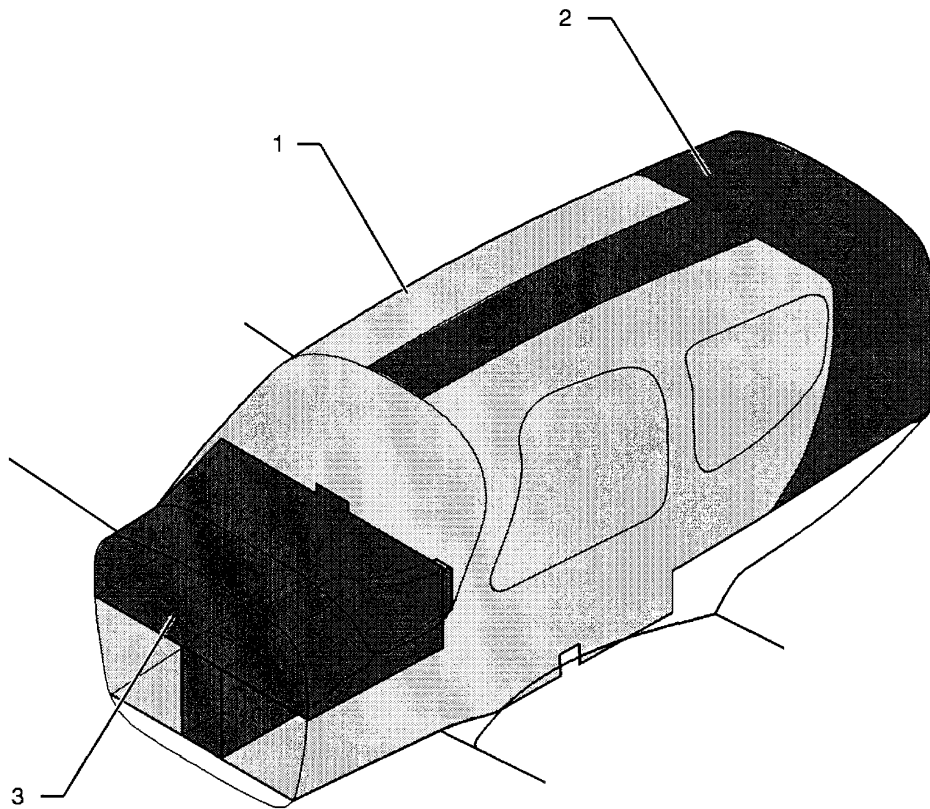
Standard interior placards and markings are identified and positioned at their relative locations on the aircraft.

Placards and markings related to options may be represented. If they are not represented, refer to the Illustrated Parts Catalog.

Interior placards and markings are treated by areas :

- area 230 - refer to 11-31-00,
- area 240 - refer to 11-32-00,
- area 250 - refer to 11-33-00.

- 1 - Area 230
- 2 - Area 240
- 3 - Area 250



I4110000AAAA CWZ4100

Interior placards and markings - Description
Figure 1

AAAA
Validity : S / N 1 - 9999

11-30-00 (BA)

Page 2
SEP 02

AREA 230
DESCRIPTION

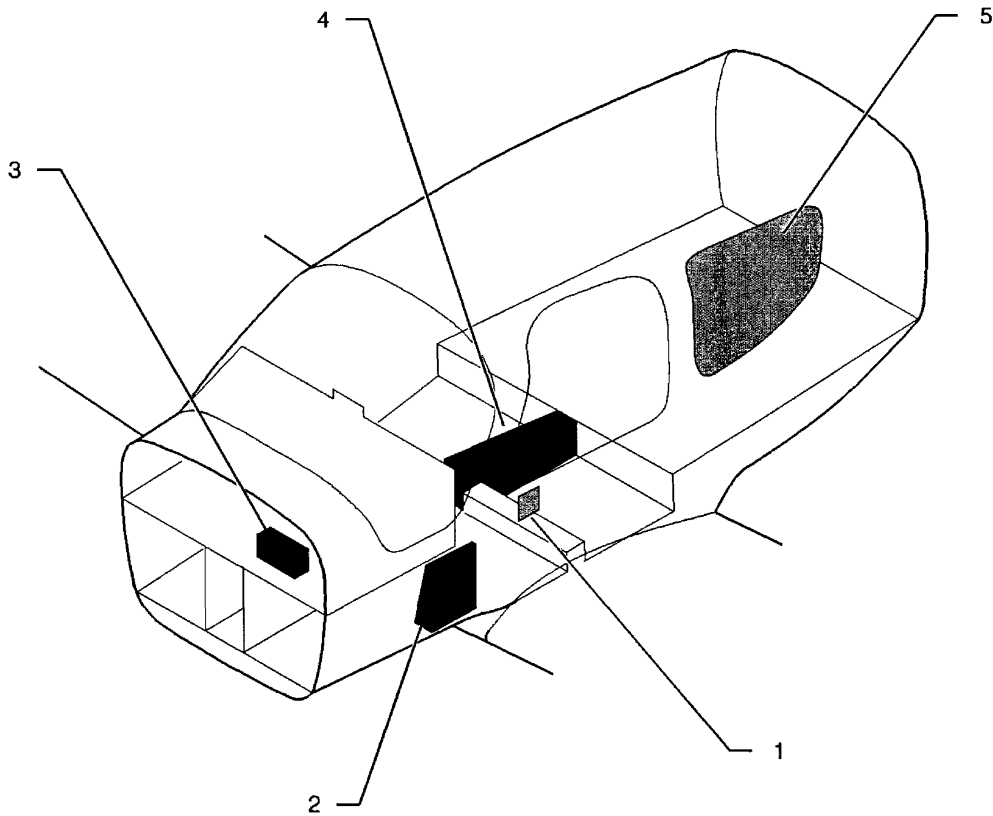
1. GENERAL (Figure 1)

Standard interior placards and markings are identified and positioned at their relative locations on the aircraft.

- doors - refer to 11-31-01,
- circuit-breaker panel - refer to 11-31-02,
- fuse box - refer to 11-31-03,
- duct - refer to 11-31-04,
- miscellaneous - refer to 11-31-05.

Placards and markings related to options may be represented. If they are not represented, refer to the Illustrated Parts Catalog.

- 1 - Doors
- 2 - Circuit-breaker panel
- 3 - Fuse box
- 4 - Duct
- 5 - Miscellaneous



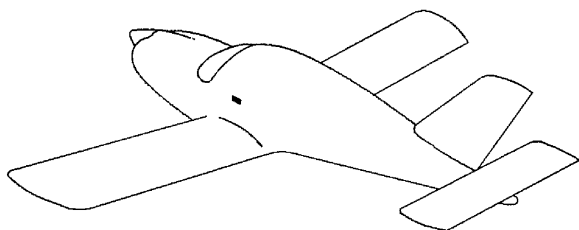
14110000AAAACWZ4200

Area 230 - Description
Figure 1

AAAA
Validity : S / N 1 - 9999

11-31-00 (BA)

Page 2
SEP 02



- A - R.H. door handle label (open)
- B - R.H. door handle label (closed)
- C - L.H. door handle label (open)
- D - L.H. door handle label (closed)

(A)



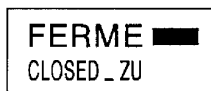
(B)



(C)

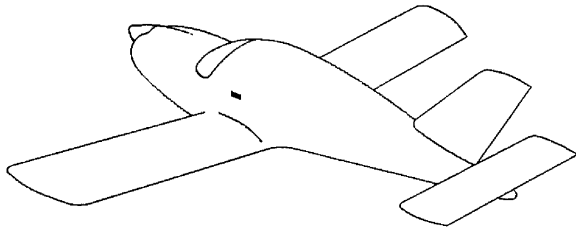


(D)



14112000AAAAZY14002

Doors
Figure 1



- A - R.H. door handle label (open)
- B - R.H. door handle label (closed)
- C - L.H. door handle label (open)
- D - L.H. door handle label (closed)

(A)



(B)



(C)



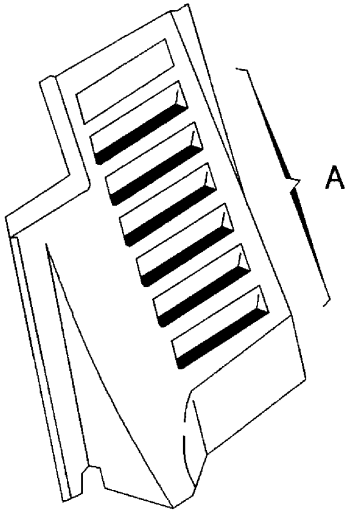
(D)



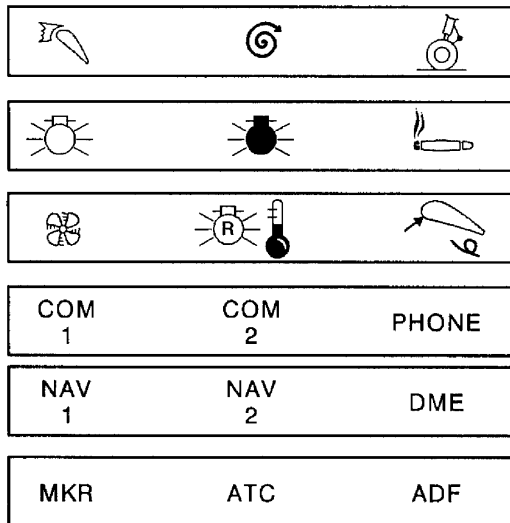
I4112000AAAAYZ14102

Doors
Figure 1A - Brazil

A - Circuit-breaker panel labels



(A)



14113005AAAAADUJZ4002

Circuit-breaker panel
Figure 1 - S / N 1 - 44, 46 - 48, 52, 53

AAAA
Validity : S / N 1 - 9999

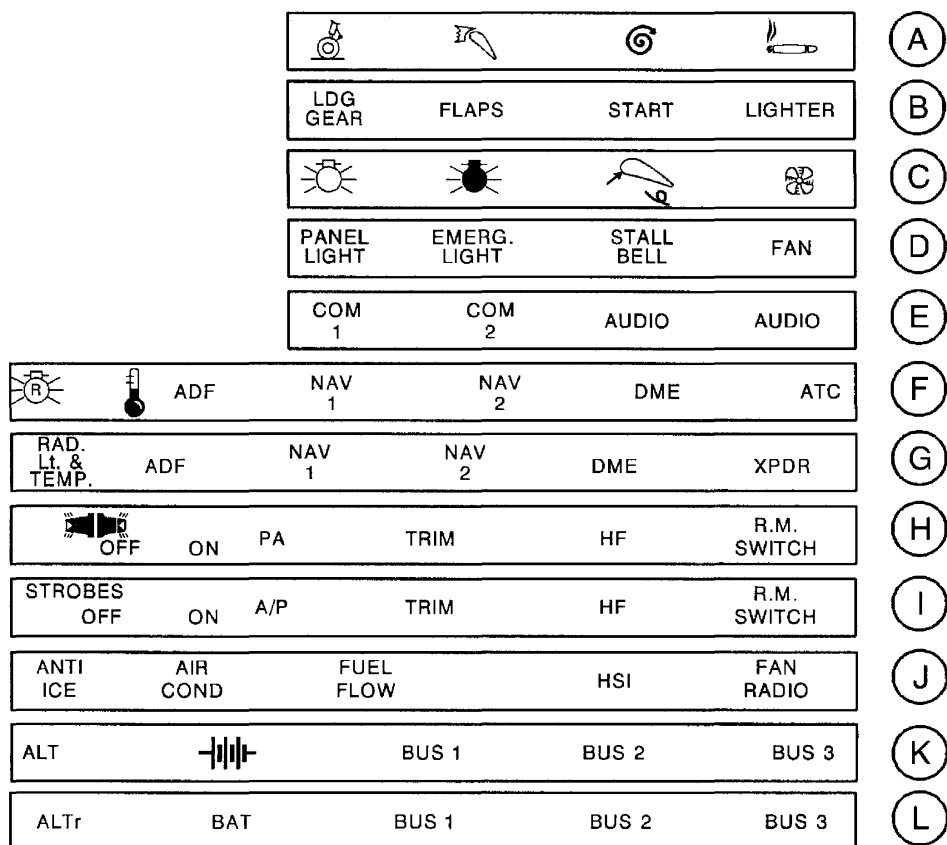
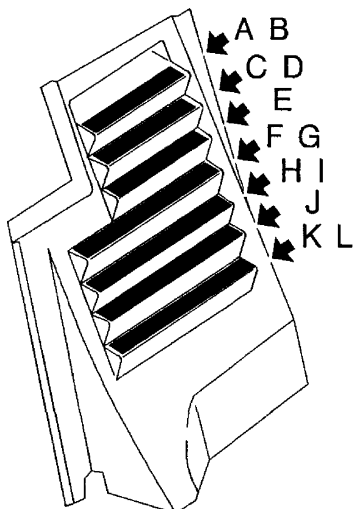
- A - Circuit-breaker panel label (not valid for English-speaking countries)
- B - Circuit-breaker panel label (valid for English-speaking countries)
- C - Circuit-breaker panel label (not valid for English-speaking countries)
- D - Circuit-breaker panel label (valid for English-speaking countries)
- E - Circuit-breaker panel label (valid for all countries)
- F - Circuit-breaker panel label (not valid for English-speaking countries)
- G - Circuit-breaker panel label (valid for English-speaking countries)
- H - Circuit-breaker panel label (not valid for English-speaking countries)
- I - Circuit-breaker panel label (valid for English-speaking countries)
- J - Circuit-breaker panel label (valid for English-speaking countries)
- K - Circuit-breaker panel label (not valid for English-speaking countries)
- L - Circuit-breaker panel label (valid for English-speaking countries)

Circuit-breaker panel
Key to Figure 1A - S / N 45, 49 - 51, 54 - 822, 850 - 887, 889 - 947

AAAA
Validity : S / N 1 - 9999

11-31-02 (BA)

Page 2
SEP 02



I4113005AAACUZ4002

Circuit-breaker panel
Figure 1A - S / N 45, 49 - 51, 54 - 822, 850 - 887, 889 - 947

AAAA
Validity : S / N 1 - 9999

11-31-02 (BA)

Page 3
SEP 02

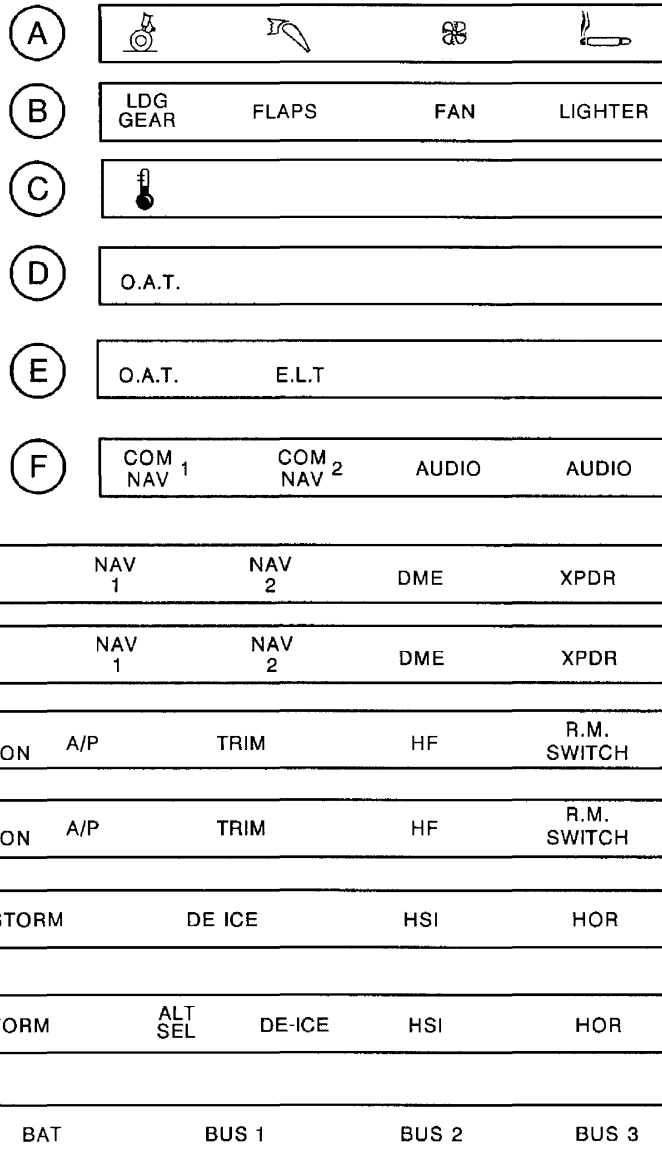
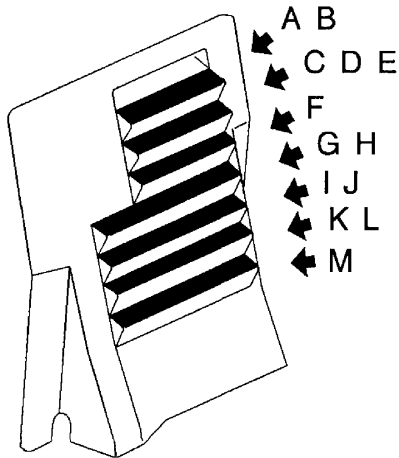
- A - Circuit-breaker panel label (not valid for English-speaking countries)
- B - Circuit-breaker panel label (valid for English-speaking countries)
- C - Circuit-breaker panel label (not valid for English-speaking countries)
- D - Circuit-breaker panel label (valid for English-speaking countries)
- E - Circuit-breaker panel label (valid for all countries)
- F - Circuit-breaker panel label (valid for all countries)
- G - Circuit-breaker panel label (not valid for English-speaking countries)
- H - Circuit-breaker panel label (valid for English-speaking countries)
- I - Circuit-breaker panel label (not valid for English-speaking countries)
- J - Circuit-breaker panel label (valid for English-speaking countries)
- K - Circuit-breaker panel label (not valid for English-speaking countries)
- L - Circuit-breaker panel label (valid for English-speaking countries)
- M - Circuit-breaker panel label (valid for all countries)

Circuit-breaker panel
Key to Figure 1B - S / N 823 - 849, 888, 948 - 9999, Pre-MOD. 151

AAAA
Validity : S / N 1 - 9999

11-31-02 (BA)

Page 4
SEP 02



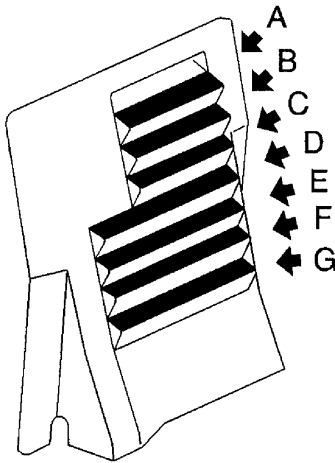
I4113005AAAAYZ4003

Circuit-breaker panel
Figure 1B - S / N 823 - 849, 888, 948 - 9999, Pre-MOD. 151

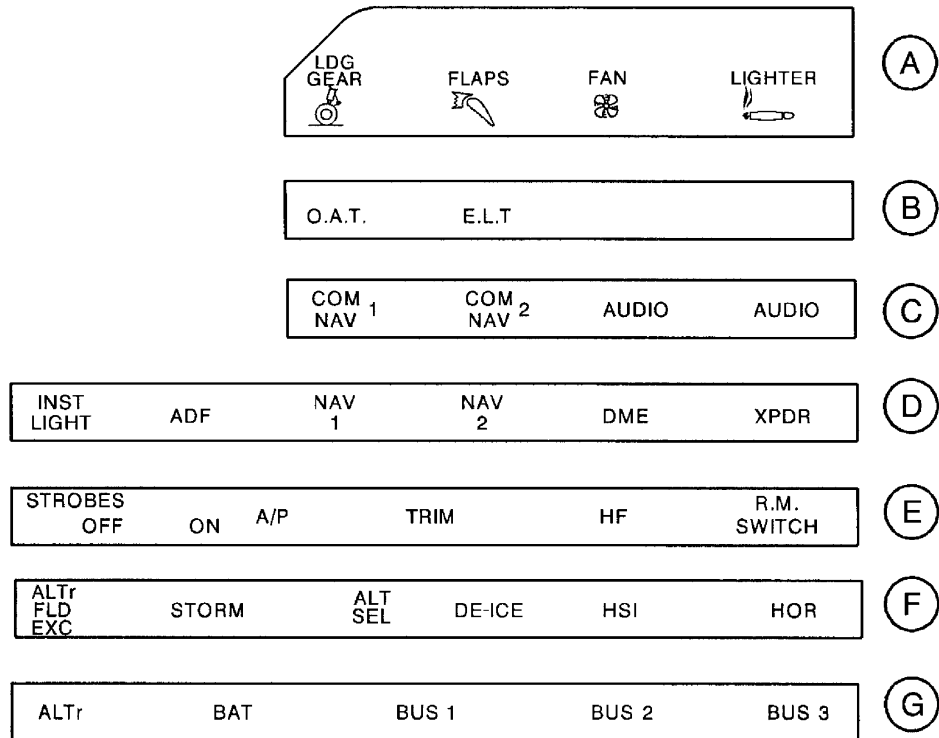
AAAA
Validity : S / N 1 - 9999

11-31-02 (BA)

Page 5
SEP 02



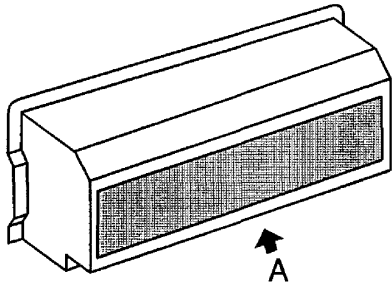
- A - Circuit-breaker panel label
- B - Circuit-breaker panel label
- C - Circuit-breaker panel label
- D - Circuit-breaker panel label
- E - Circuit-breaker panel label
- F - Circuit-breaker panel label
- G - Circuit-breaker panel label



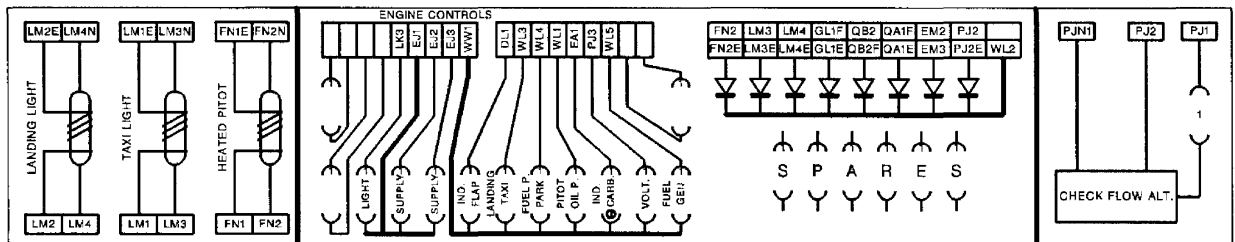
I4113005AAAAAYZ4100

Circuit-breaker panel
Figure 1C - Post-MOD. 151

A - Fuse box label



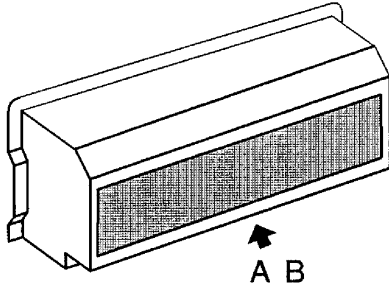
(A)



I4113007AAAAVZ4001

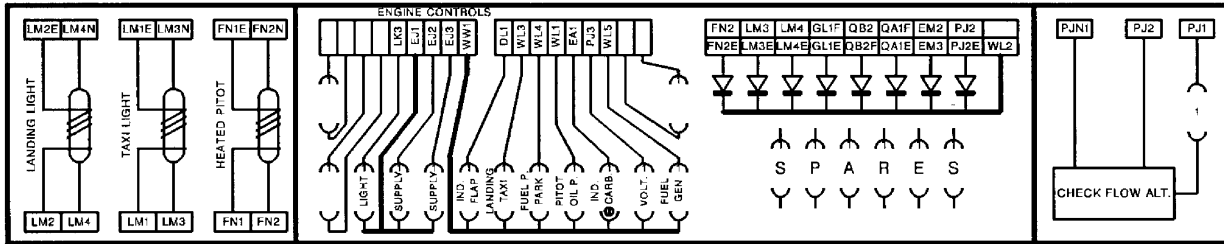
Fuse box
Figure 1 - S/N 1 - 100

AAAA
Validity : S/N 1 - 9999

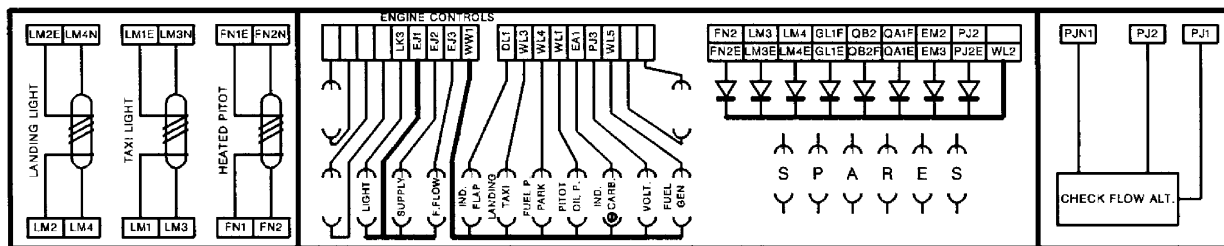


- A - Fuse box label
- B - Fuse box label (variant)

(A)



(B)



14113007AAAAVZ4100

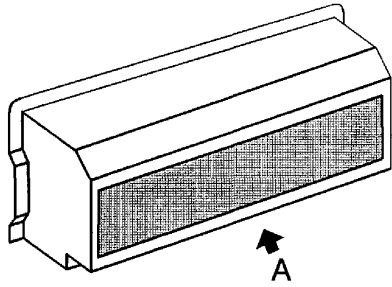
Fuse box
Figure 1A - S / N 101 - 560

AAAA
Validity : S / N 1 - 9999

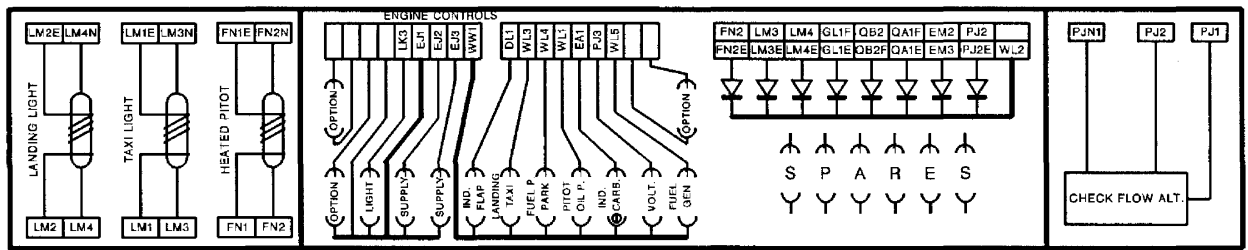
11-31-03 (BA)

Page 2
SEP 02

A - Fuse box label



(A)



14113007AAAAVZ4200

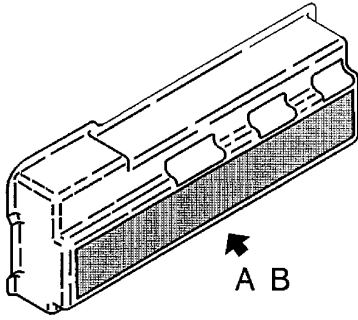
Fuse box
Figure 1B - S / N 101 - 560, Australia

AAAA
Validity : S / N 1 - 9999

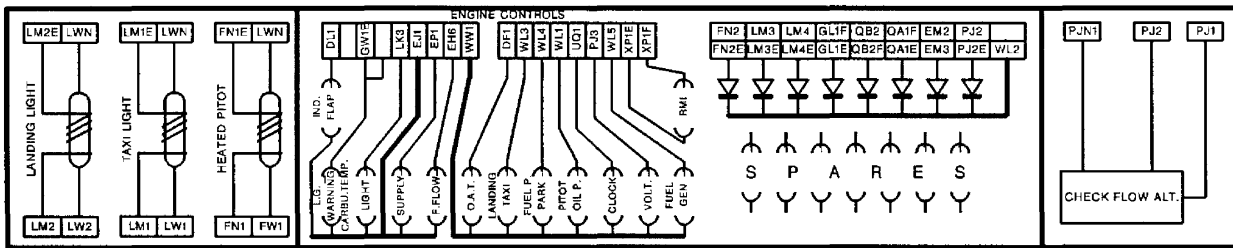
11-31-03 (BA)

Page 3
SEP 02

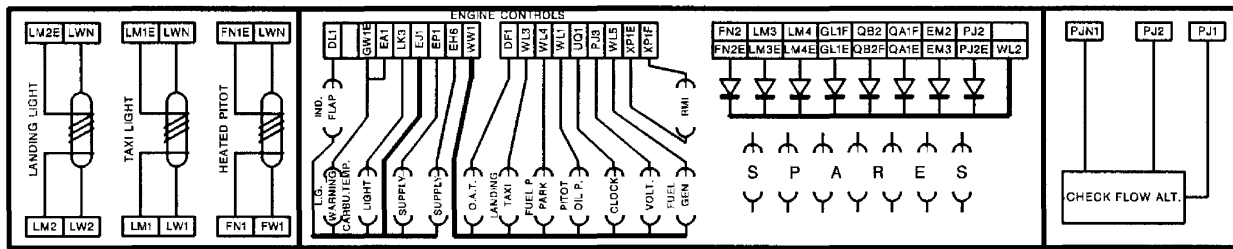
- A - Fuse box label
- B - Fuse box label (variant)



(A)



(B)



14113007AAABVZ4001

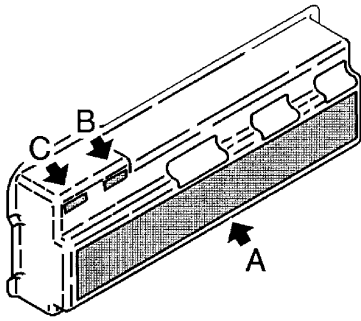
Fuse box
Figure 1C - S/N 561 - 822, 850 - 887, 889 - 947

AAAA
Validity: S/N 1 - 9999

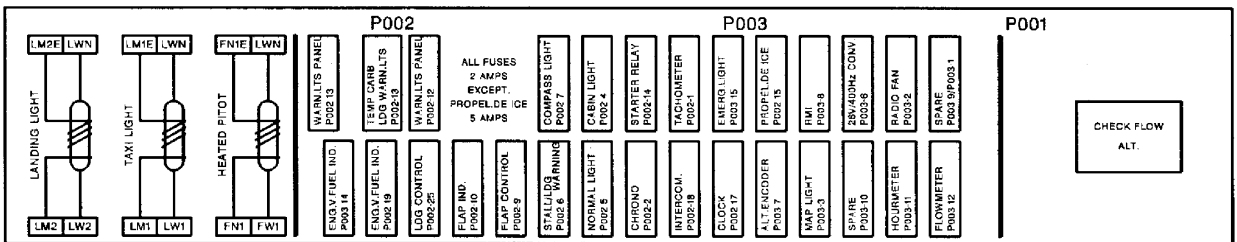
11-31-03 (BA)

Page 4
SEP 02

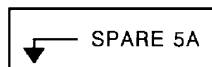
- A - Fuse box label
- B - Fuse box label
- C - Fuse box label



(A)



(C)



(B)



14113007AAAA CVZ4000

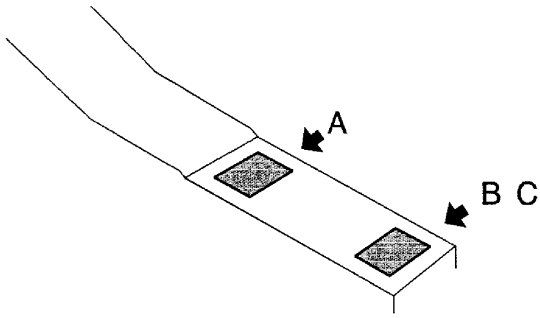
Fuse box
Figure 1D - S/N 823 - 849, 888, 948 - 9999

AAAA
Validity : S/N 1 - 9999

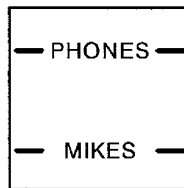
11-31-03 (BA)

PAGE INTENTIONALLY LEFT BLANK


- A - Jacks marking placard
- B - Jacks marking placard
- C - Jacks marking placard (variant)



(A)



(B)



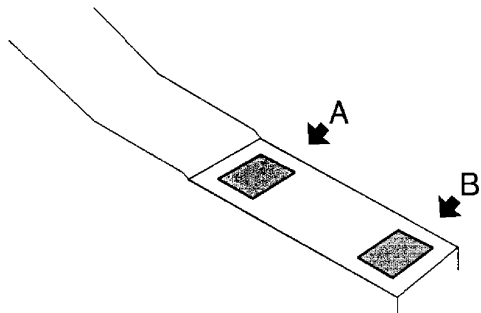
(C)



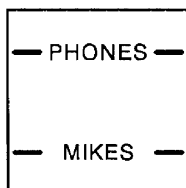
I4113100AAAAATY-4000

Duct
Figure 1 - Option Pre-MOD. 151


A - Jacks marking placard
B - Jacks marking placard



(A)



(B)



14113100AAAAATY4100

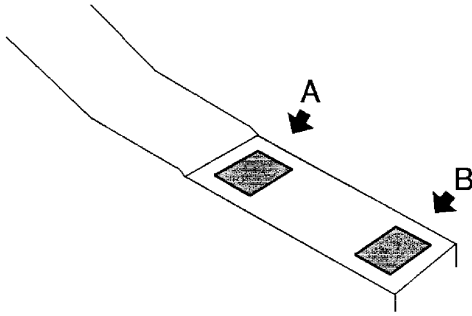
Duct
Figure 1A - Standard Post-MOD. 151

AAAA
Validity : S / N 1 - 9999

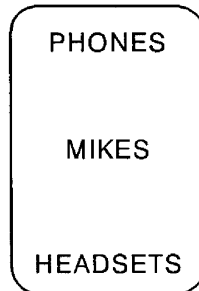
11-31-04 (BA)

Page 2
SEP 02

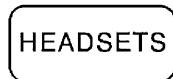
- A - Jacks marking placard
- B - Jacks marking placard



(A)



(B)



I4113100AAAAATY4200

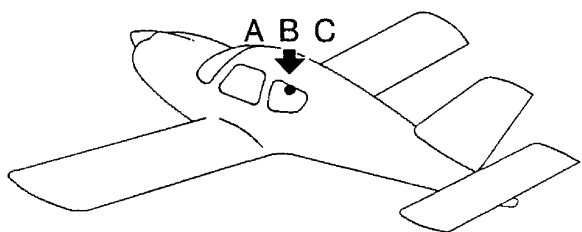
Duct
Figure 1B - Option Post-MOD. 151

AAAA
Validity : S / N 1 - 9999

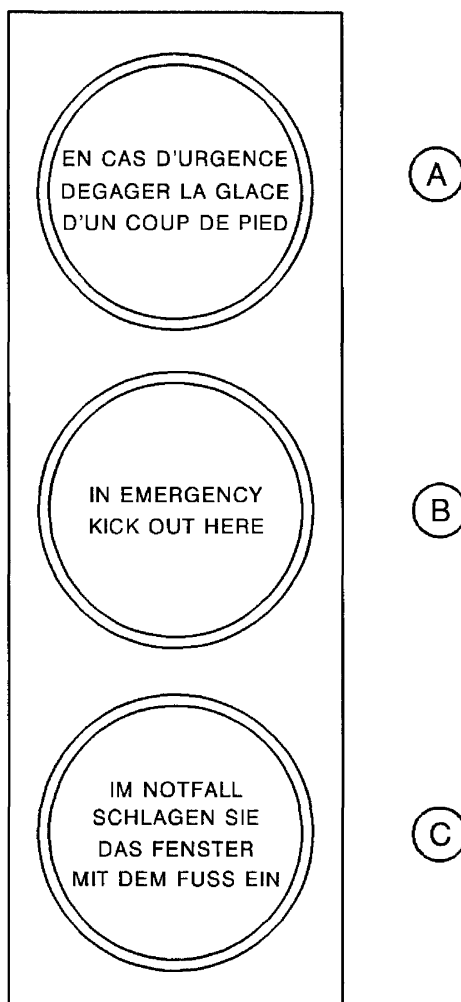
11-31-04 (BA)

Page 3
SEP 02

PAGE INTENTIONALLY LEFT BLANK



- A - Rear window label (French)
- B - Rear window label (English)
- C - Rear window label (German)

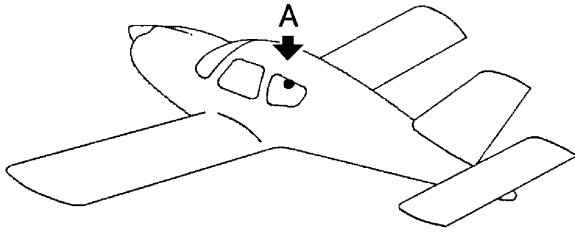


K4113006AAAAYZ4003

Miscellaneous
Figure 1 - Pre-MOD. 151

AAAA
Validity : S / N 1 - 9999

A - Rear window label



A



I4113006AAAAYZ4100

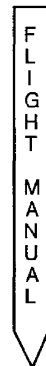

Miscellaneous
Figure 1A - Brazil, Pre-MOD. 151

AAAA
Validity : S / N 1 - 9999

11-31-05 (BA)

Page 2
SEP 02

A - Flight Manual label



I4113006AAAAYZ4200

Miscellaneous
Figure 2 - Option

AAAA
Validity : S / N 1 - 9999

11-31-05 (BA)

Page 3
SEP 02

PAGE INTENTIONALLY LEFT BLANK

AREA 240
DESCRIPTION

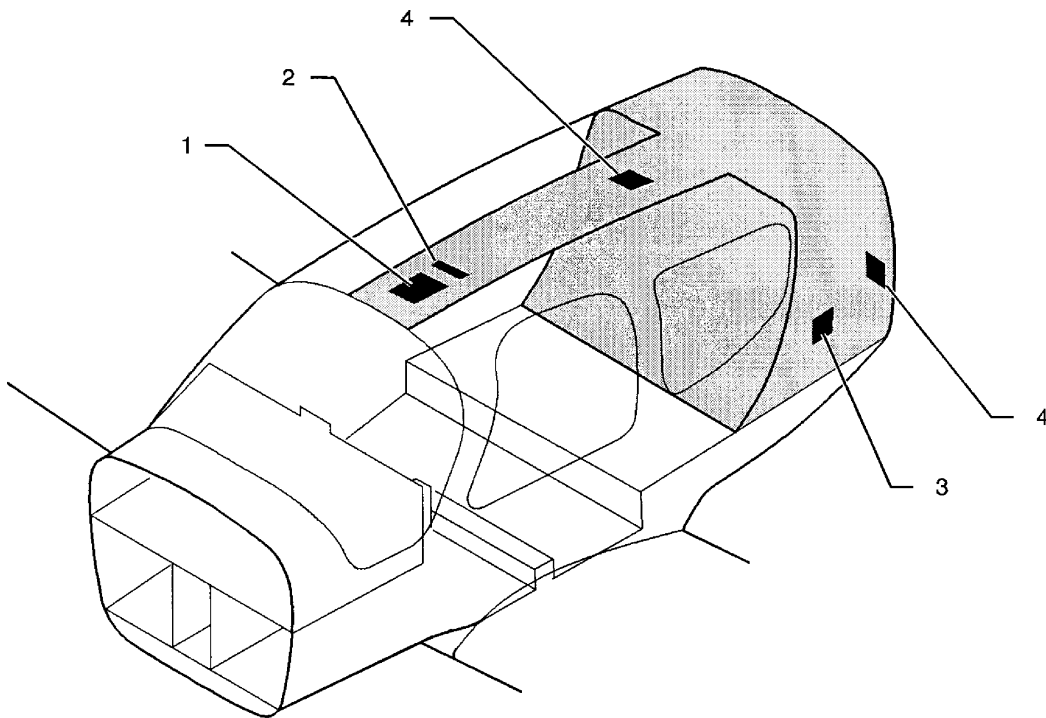
1. GENERAL (Figure 1)

Standard interior placards and markings are identified and positioned at their relative locations on the aircraft.

- instruction- refer to 11-32-01,
- flight conditions - refer to 11-32-02,
- cargo compartment door - refer to 11-32-03,
- miscellaneous- refer to 11-32-04.

Placards and markings related to options may be represented. If they are not represented, refer to the Illustrated Parts Catalog.

- 1 - Instruction
- 2 - Flight conditions
- 3 - Cargo compartment door
- 4 - Miscellaneous



14:110000AAACWZ14000

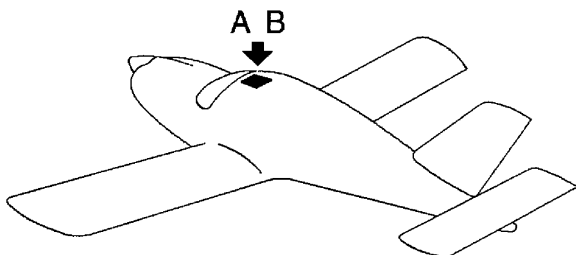
Area 240 - Description
Figure 1

AAAA
Validity : S / N 1 - 9999

11-32-00 (BA)

Page 2
SEP 02

- A - Instruction placard (French)
- B - Instruction placard (German)



(B)

TB 9

DIESES FLUGZEUG IST IN KATEGORIE NORMALFLUGZEUG ODER NUTZFLUGZEUG NACH DEN HINWEISSCHILDERN, DEN BESCHRIFTUNGEN UND DEM FLUGHANDBUCH ZU BETRIEBEN.

KATEGORIE NORMALFLUGZEUG UND NUTZFLUGZEUG:

HÖCHSTZULÄSSIGES GEWICHT.....	1060 kp
MANÖVERGESCHWINDIGKEIT V_A	227 km/h
HÖCHSTZULÄSSIGES GESCHWINDIGKEIT V_{NE}	306 km/h
GRENZGESCHWINDIGKEIT BEI AUSGEFAHRENNEN LANDEKLAPPEN V_{FE}	176 km/h

MAXIMALES LASTENVIELFACHES:

KATEGORIE NORMALFLUGZEUG	
BEI EINGEFAHRENNEN LANDEKLAPPEN	$1,5 \leq n \leq +3,8$
BEI HERUNTERGEFAHRENNEN LANDEKLAPPEN	$0 \leq n \leq +2$
KATEGORIE NUTZFLUGZEUG	
BEI EINGEFAHRENNEN LANDEKLAPPEN	$-1,8 \leq n \leq +4,4$
BEI HERUNTERGEFAHRENNEN LANDEKLAPPEN	$0 \leq n \leq +2$

KUNSTFLUG IN DER KATEGORIE NORMALFLUGZEUG IST VERBOTEN.

NUR IN DER KATEGORIE NUTZFLUGZEUG SIND FOLGENDE KUNSTFLUGFIGUREN GESTATTET :

	ANFANGS- GESCHWINDIGKEIT
CHANDELLE.....	240 km/h
LAZY EIGHT.....	230 km/h
STEILKURVEN.....	200 km/h
UBERZIEHEN	

TRUDELEN IST SOWOHL FÜR KATEGORIE NORMALFLUGZEUG ALS AUCH FÜR KATEGORIE NUTZFLUGZEUG VERBOTEN.

DIE MARKIERUNGEN, HINWEISSCHILDER UND BESCHRIFTUNGEN ENTSPRECHEN DER KATEGORIE NORMALFLUGZEUG UND NUTZFLUGZEUG.

(A)

TB 9

CET AVION DOIT ETRE UTILISE EN CATEGORIE NORMALE OU UTILITAIRE CONFORMEMENT AUX PLAQUETTES, INSCRIPTIONS ET MANUEL DE VOL.

CATEGORIE NORMALE ET UTILITAIRE :

MASSE MAXIMALE.....	1060 kg
VITESSE DE MANOEUVRE V_A	227 km/h - 122 kt
VITESSE LIMITE V_{NE}	306 km/h - 165 kt
VITESSE MAXI VOILETS SORTIS V_{FE}	176 km/h - 95 kt

FACTEUR DE CHARGE, LIMITE DE CALCUL:

CATEGORIE "N"	
VOILETS RENTRES	$-1,5 \leq n \leq +3,8$
VOILETS BRAQUES	$0 \leq n \leq +2$
CATEGORIE "U"	
VOILETS RENTRES	$-1,8 \leq n \leq +4,4$
VOILETS BRAQUES	$0 \leq n \leq +2$

TOUTE MANOEUVRE ACROBATIQUE EST INTERDITE EN CATEGORIE "N".

EN CATEGORIE "U", SEULES LES MANOEUVRES ACROBATIQUES SUIVANTES SONT AUTORISEES:

	VITESSE D'ENTREE
CHANDELLES.....	240 km/h - 130 kt
HUIT LENTS.....	230 km/h - 124 kt
VIRAGES SERRES.....	200 km/h - 108 kt
DECROCHAGES	

LA VRILLE EST INTERDITE EN CATEGORIE NORMALE ET UTILITAIRE.

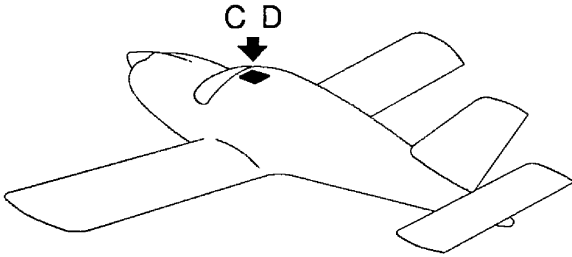
LES REPERES, PLAQUETTES ET INSCRIPTIONS CORRESPONDENT A L'UTILISATION EN CATEGORIE "N" ET "U"

14118002AAAAFUZ4002

Instruction
Figure 1 (1/2) - S / N 1 - 587, 589 - 599, 601 - 609

AAAA
Validity : S / N 1 - 9999

- C - Instruction placard (Australia)
- D - Instruction placard (English, not valid for Australia)



Ⓓ

Ⓒ

TB 9

THIS AIRCRAFT MUST BE FLOWN IN NORMAL OR UTILITY CATEGORY IN ACCORDANCE WITH THE PLACARDS, MARKINGS AND FLIGHT MANUAL.

NORMAL AND UTILITY CATEGORY

MAXIMUM WEIGHT	2337 lbs
MANEUVERING SPEED V_A	122 kt/141 MPH
NEVER EXCEED SPEED V_{NE}	165 kt/190 MPH
FLAPS EXTENDED SPEED V_{FE}	95 kt/109 MPH

DESIGN LIMIT LOAD FACTOR

"N" CATEGORY	FLAPS RETRACTED	$-1,5 \leq n \leq +3,8$
	FLAPS EXTENDED	$0 \leq n \leq +2$
"U" CATEGORY	FLAPS RETRACTED	$-1,8 \leq n \leq +4,4$
	FLAPS EXTENDED	$0 \leq n \leq +2$

.ANY AEROBATIC MANOEUVRE IS PROHIBITED IN NORMAL CATEGORY.

.IN UTILITY CATEGORY, ONLY THE FOLLOWING AEROBATIC MANOEUVRES ARE PERMITTED:

	ENTRY SPEED
CHANDELLES	130 kt/149 MPH
LAZY HEIGHT	124 kt/143 MPH
STEEP TURNS	108 kt/124 MPH
STALLS	

.VOLUNTARY SPINS ARE PROHIBITED IN BOTH NORMAL AND UTILITY CATEGORIES.

.MARKINGS, PLACARDS AND INSTRUCTION PLATES APPLY TO CATEGORIES "N" AND "U".

TB 9

THIS AIRCRAFT MUST BE FLOWN IN NORMAL OR UTILITY CATEGORY IN ACCORDANCE WITH THE PLACARDS, MARKINGS AND FLIGHT MANUAL.

NORMAL AND UTILITY CATEGORY

MAXIMUM WEIGHT	1060 kg
MANOEUVRE SPEED V_A	122 kt
NEVER EXCEED SPEED V_{NE}	165 kt
FLAPS EXTENDED SPEED V_{FE}	95 kt

DESIGN LIMIT LOAD FACTOR

"N" CATEGORY	FLAPS RETRACTED	$-1,5 \leq n \leq +3,8$
	FLAPS EXTENDED	$0 \leq n \leq +2$
"U" CATEGORY	FLAPS RETRACTED	$-1,8 \leq n \leq +4,4$
	FLAPS EXTENDED	$0 \leq n \leq +2$

.ANY AEROBATIC MANOEUVRE IS PROHIBITED IN NORMAL CATEGORY.

.IN UTILITY CATEGORY, ONLY THE FOLLOWING AEROBATIC MANOEUVRES ARE PERMITTED:

	ENTRY SPEED
CHANDELLES	130 kt
LAZY HEIGHT	124 kt
STEEP TURNS	108 kt
STALLS	

.VOLUNTARY SPINS ARE PROHIBITED IN BOTH NORMAL AND UTILITY CATEGORIES.

.MARKINGS, PLACARDS AND INSTRUCTION PLATES APPLY TO CATEGORIES "N" AND "U".

I4113002AAAFUZ4102

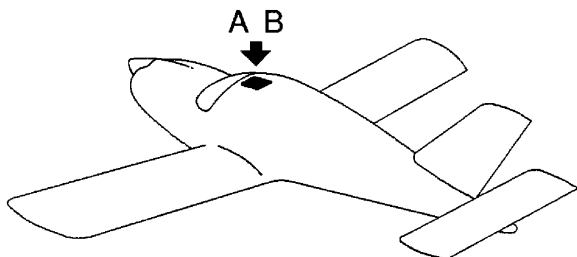
Instruction
Figure 1 (2/2) - S / N 1 - 587, 589 - 599, 601 - 609

AAAA
Validity : S / N 1 - 9999

11-32-01 (BA)

Page 2
SEP 02

- A - Instruction placard (French)
- B - Instruction placard (German)



(B)

TB 9

• DIESES FLUGZEUG IST IN KATEGORIE NORMALFLUGZEUG ODER NUTZFLUGZEUG NACH DEN HINWEISSCHILDERN, DEN BESCHRIFTUNGEN UND DEM FLUGHANDBUCH ZU BETRIEBEN.

KATEGORIE NORMALFLUGZEUG UND NUTZFLUGZEUG:

HÖCHSTZULÄSSIGES GEWICHT.....	1060 kg
MANÖVERGESCHWINDIGKEIT V_A	227 km/h - 122 kt
HÖCHSTZULÄSSIGES GESCHWINDIGKEIT V_{NE}	306 km/h - 165 kt
GRENZGESCHWINDIGKEIT BEI AUSGEFAHRENEN LANDEKLAPPEN V_{FE}	176 km/h - 95 kt

MAXIMALES LASTENMELFACHES:

-KATEGORIE NORMALFLUGZEUG	
BEI ENGEFAHRENEN LANDEKLAPPEN	$1,5 \leq n \leq +3,8$
BEI HERUNTERGEFAHRENEN LANDEKLAPPEN	$0 \leq n \leq +2$
-KATEGORIE NUTZFLUGZEUG	
BEI ENGEFAHRENEN LANDEKLAPPEN	$1,8 \leq n \leq +4,4$
BEI HERUNTERGEFAHRENEN LANDEKLAPPEN	$0 \leq n \leq +2$

• KUNSTFLUG IN DER KATEGORIE NORMALFLUGZEUG IST VERBOTEN.

• NUR IN DER KATEGORIE NUTZFLUGZEUG SIND FOLGENDE KUNSTFLUGFIGUREN GESTATTET :

	ANFANGS	
	GESCHWINDIGKEIT	
KERZEN	240 km/h - 130 kt	
LANGSAME ACHT	230 km/h - 124 kt	
STIELKURVEN	200 km/h - 108 kt	
ABRISSMANÖVER		

• TRUDLEN IST SOWOHL FÜR KATEGORIE NORMALFLUGZEUG ALS AUCH FÜR KATEGORIE NUTZFLUGZEUG VERBOTEN.

• DIE MARKIERUNGEN, HINWEISSCHILDER UND BESCHRIFTUNGEN ENTSPRECHEN DER KATEGORIE NORMALFLUGZEUG UND NUTZFLUGZEUG.

(A)

TB 9

• CET AVION DOIT ETRE UTILISE EN CATEGORIE NORMALE OU UTILITAIRE CONFORMEMENT AUX PLAQUETTES, INSCRIPTIONS ET MANUEL DE VOL.

CATEGORIE NORMALE ET UTILITAIRE

MASSE MAXIMALE	1060 kg
VITESSE DE MANOEUVRE V_A	227 km/h - 122 kt
VITESSE LIMITE V_{NE}	306 km/h - 165 kt
VITESSE MAXI VOILETS SORTIS V_{FE}	176 km/h - 95 kt

FACTEUR DE CHARGE LIMITE DE CALCUL:

CATEGORIE "N"	VOILETS RENTRES	$1,5 \leq n \leq +3,8$
	VOILETS BRAQUES	$0 \leq n \leq +2$
CATEGORIE "U"	VOILETS RENTRES	$1,8 \leq n \leq +4,4$
	VOILETS BRAQUES	$-0 \leq n \leq +2$

• TOUTE MANOEUVRE ACROBATIQUE EST INTERDITE EN CATEGORIE "N".

• EN CATEGORIE "U" SEULES LES MANOEUVRES ACROBATIQUES SUIVANTES SONT AUTORISEES :

	VITESSE D'ENTREE
CHANDELLES	240 km/h - 130 kt
HUIT LENTS	230 km/h - 124 kt
VIRAGES SERRES	200 km/h - 108 kt
DECROCHAGES	

• LA VRILLE EST INTERDITE EN CATEGORIE NORMALE ET UTILITAIRE.

• LES REPERES, PLAQUETTES ET INSCRIPTIONS CORRESPONDENT A L'UTILISATION EN CATEGORIE NORMALE ET UTILITAIRE.

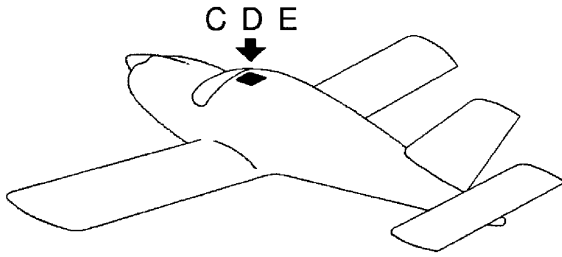
14113002AAAAGUZ4002

Instruction
Figure 1A (1/2) - S / N 588, 600, 610 - 9999

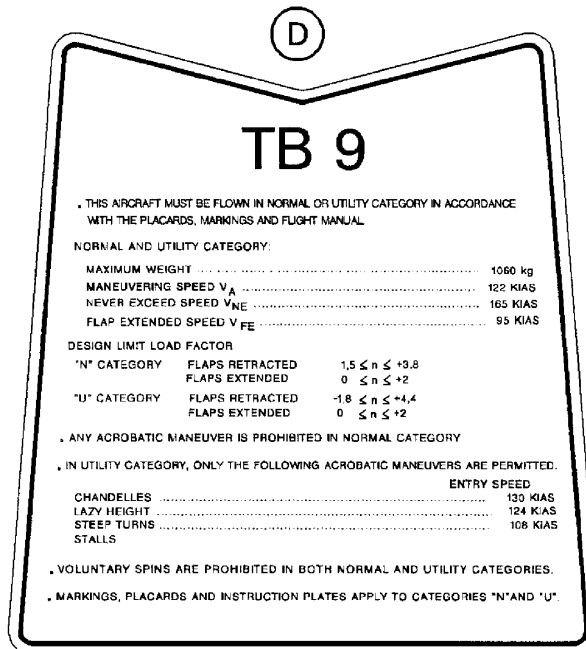
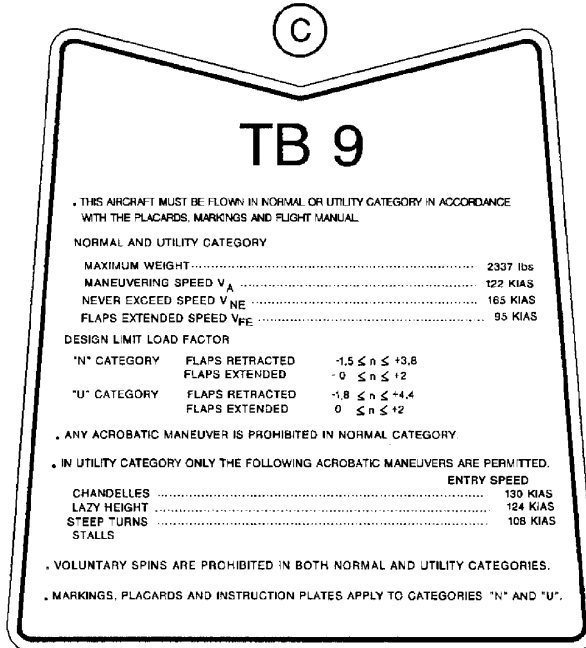
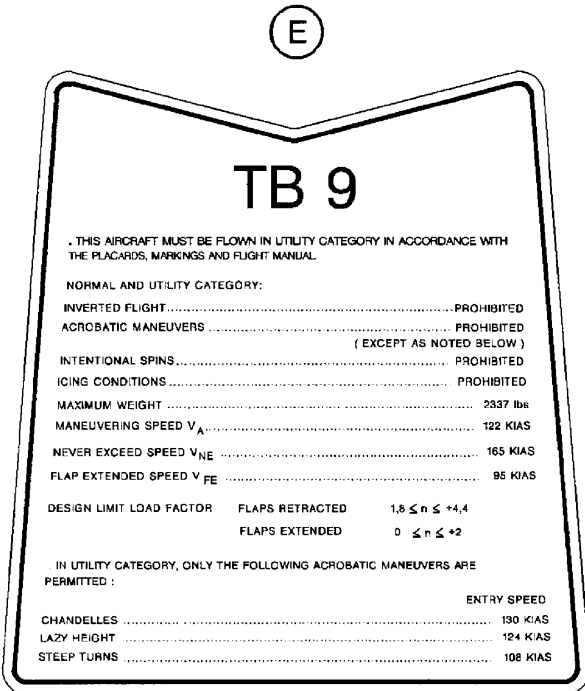
AAAA
Validity : S / N 1 - 9999

11-32-01 (BA)

Page 3
SEP 02



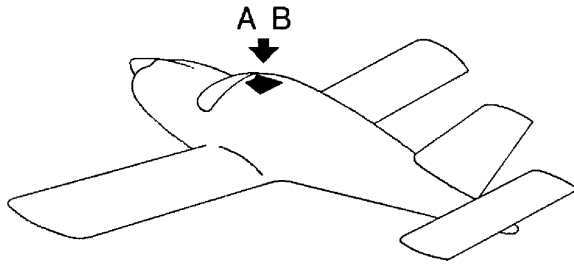
- C - Instruction placard (English, not valid for US and Australia)
- D - Instruction placard (Australia)
- E - Instruction placard (US)



14113002AAAAGUZ4102

Instruction
Figure 1A (2/2) - S / N 588, 600, 610 - 9999

- A - Instruction placard (French)
- B - Instruction placard (German)



(B)

TB 9

• DIESES FLUGZEUG IST IN KATEGORIE NORMALFLUGZEUG ODER NUTZFLUGZEUG NACH DEN HINWEISSCHILDERN, DEN BESCHRIFTUNGEN UND DEM FLÜGHANDBUCH ZU BETREIBEN

KATEGORIE NORMALFLUGZEUG UND NUTZFLUGZEUG:

HÖCHSTZULASSIGES GEWICHT.....	855 kg
MANÖVERGESCHWINDIGKEIT V_A	227 km/h 122 kt
HÖCHSTZULASSIGES GESCHWINDIGKEIT V_{NE}	306 km/h 165 kt
GRENZGESCHWINDIGKEIT BEI AUSGEFAHRENEN LANDEKLAPPEN V_{FE}	176 km/h 95 kt

MAXIMALES LASTENVIELFACHES:

*KATEGORIE NORMALFLUGZEUG	
BEI EINGEFAHRENEN LANDEKLAPPEN	$-1,5 \leq n \leq +3,8$
BEI HERUNTERGEFAHRENEN LANDEKLAPPEN	$0 \leq n \leq +2$
*KATEGORIE NUTZFLUGZEUG	
BEI EINGEFAHRENEN LANDEKLAPPEN	$-1,8 \leq n \leq +4,4$
BEI HERUNTERGEFAHRENEN LANDEKLAPPEN	$0 \leq n \leq +2$

- KUNSTFLUG IN DER KATEGORIE NORMALFLUGZEUG IST VERBOTEN
- NUR IN DER KATEGORIE NUTZFLUGZEUG SIND FOLGENDE KUNSTFLUGFIGUREN GESTATTET:

	ANFANGS GESCHWINDIGKEIT
KERZEN	240 km/h - 130 kt
LANGSAMME ADHT	230 km/h - 124 kt
STELKURVEN	200 km/h - 108 kt
ABRISSMANÖVER	

- TRUDDELN IST SOWOHL FÜR KATEGORIE NORMALFLUGZEUG ALS AUCH FÜR KATEGORIE NUTZFLUGZEUG VERBOTEN.
- DIE MARKIERUNGEN, HINWEISSCHILDER UND BESCHRIFTUNGEN ENTSPRECHEN DER KATEGORIE NORMALFLUGZEUG UND NUTZFLUGZEUG.

(A)

TB 9

• CET AVION DOIT ETRE UTILISE EN CATEGORIE NORMALE OU UTILITAIRE CONFORMEMENT AUX PLAQUETTES INSCRIPTIONS ET MANUEL DE VOL.

CATEGORIE NORMALE ET UTILITAIRE

MASSE MAXIMALE.....	855 kg
VITESSE DE MANŒUVRE V_A	227 km/h 122 kt
VITESSE LIMITE V_{NE}	306 km/h 165 kt
VITESSE MAXI VOILETS SORTIS V_{FE}	176 km/h 95 kt

FACTEUR DE CHARGE LIMITE DE CALCUL:

CATEGORIE "N"	VOILETS RENTRES	$1,5 \leq n \leq +3,8$
	VOILETS BRAQUES	$0 \leq n \leq +2$
CATEGORIE "U"	VOILETS RENTRES	$-1,8 \leq n \leq +4,4$
	VOILETS BRAQUES	$0 \leq n \leq +2$

- TOUTE MANŒUVRE ACROBATIQUE EST INTERDITE EN CATEGORIE "N"
- EN CATEGORIE "U" SEULES LES MANŒUVRES ACROBATIQUES SUIVANTES SONT AUTORISEES:

	VITESSE D'ENTREE
CHANDELLES.....	240 km/h - 130 kt
HUIT LENTS.....	230 km/h 124 kt
VIRAGES SERRES.....	200 km/h 108 kt
DECRICHAGES.....	

- LA VILLE EST INTERDITE EN CATEGORIE NORMALE ET UTILITAIRE
- LES REPERES, PLAQUETTES ET INSCRIPTIONS CORRESPONDENT A L'UTILISATION EN CATEGORIE NORMALE ET UTILITAIRE

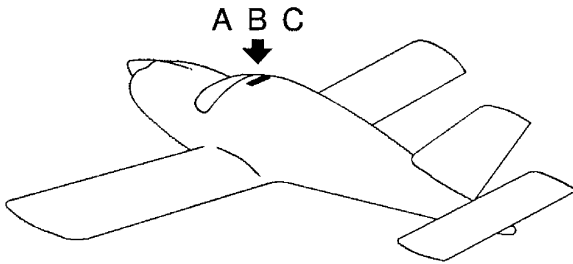
14113002AAAUAUJZ4002

Instruction
Figure 1B - S / N 948 - 9999, With noise reduction

AAAA
Validity : S / N 1 - 9999

11-32-01 (BA)

PAGE INTENTIONALLY LEFT BLANK



- A - Day VFR label (French)
- B - Day VFR label (English)
- C - Day VFR label (German)

(A)

CONDITIONS DE VOL : VFR DE JOUR
CONDITIONS GIVRANTES INTERDITES

(B)

FLIGHT CONDITIONS : DAY VFR
ICING CONDITIONS NOT ALLOWED

(C)

VFR FLUG BEI TAG ZUGELASSEN
BEI VEREISUNG VERBOTEN

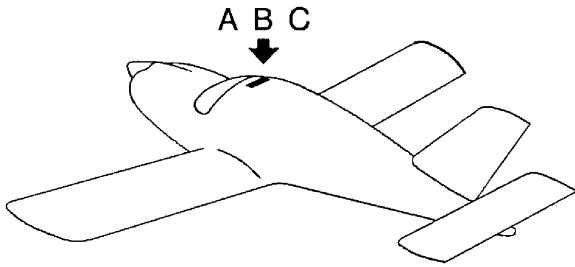
I4113002AAAHIUZ4001

Flight conditions
Figure 1 - Standard

AAAA
Validity : S / N 1 - 9999

11-32-02 (BA)

Page 1
SEP 02



- A - Day and night VFR label (French)
- B - Day and night VFR label (English)
- C - Day and night VFR label (German)

(A)

CONDITIONS DE VOL : VFR DE JOUR ET DE NUIT
CONDITIONS GIVRANTES INTERDITES

(B)

FLIGHT CONDITIONS : DAY AND NIGHT VFR
ICING CONDITIONS NOT ALLOWED

(C)

VFR FLUG BEI TAG UND NACHT ZUGELASSEN
BEI VEREISUNG VERBOTEN

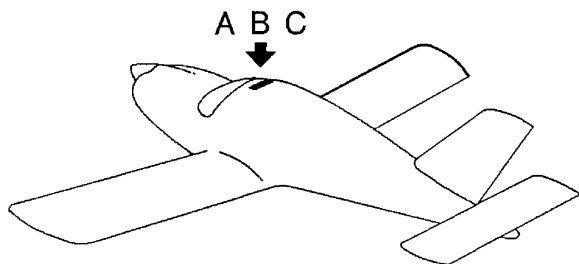
14113002AAAAAHUZ4101

Flight conditions
Figure 1A - Option

AAAA
Validity : S / N 1 - 9999

11-32-02 (BA)

Page 2
SEP 02



- A - Day and night IFR and VFR label (French)
- B - Day and night IFR and VFR label (English)
- C - Day and night IFR and VFR label (German)

(A)

CONDITIONS DE VOL : IFR ET VFR DE JOUR ET DE NUIT
CONDITIONS GIVRANTES INTERDITES

(B)

FLIGHT CONDITIONS : DAY AND NIGHT IFR AND VFR
ICING CONDITIONS NOT ALLOWED

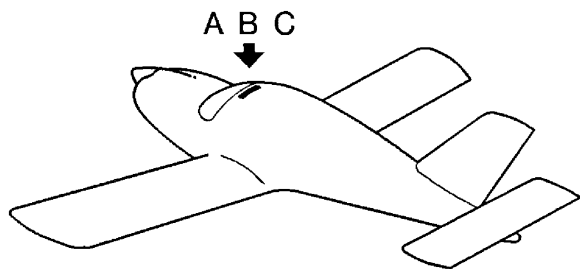
(C)

IFR UND VFR FLUG BEI TAG UND NACHT ZUGELASSEN
BEI VEREISUNG VERBOTEN

14113002AAA AHUZ4201

Flight conditions
Figure 1B - Option

- A - Limitation label (French)
- B - Limitation label (English)
- C - Limitation label (German)



(A)

ATTENTION PENDANT L'APPROCHE ILS,
EVITER LES REGIMES SUPERIEURS A 2600 tr/mn.

(B)

CAUTION DURING ILS APPROACH
AVOID ENGINE RPM HIGHER THAN 2600.

(C)

WARNUNG WÄHREND DES ILS ANFLUGS,
DIE DREHZAHLEN HÖHER ALS 2600 U/mn VERMEIDEN

I4113100AAAAATY14000

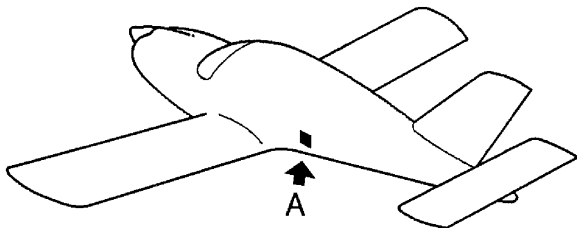
Flight conditions
Figure 2 - Option

AAAA
Validity : S / N 1 - 9999

11-32-02 (BA)

Page 4
SEP 02

A - Baggage max. weight label



A

40 kg - 88 lbs MAXIMUM

POUR INTRUCTIONS DE CHARGEMENT
SE REFERER A LE SECTION "MASSE
ET CENTRAGE" DU MANUEL DE VOL

FOR LOADING INSTRUCTIONS
SEE "WEIGHT AND BALANCE
DATA" IN FLIGHT MANUAL

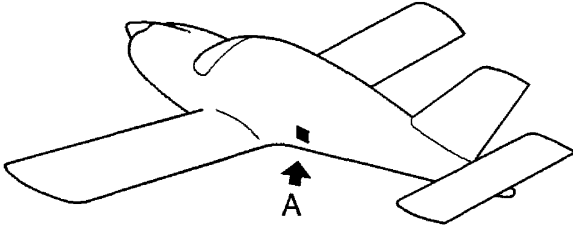
FÜR BELADUNGSVORSCHRIFTEN
SIEHE ABSCHNITT "GEWICHT UND
SCHWERPUNKTLAGE" IM FLUGHANDBUCH.

I4113006AAA EUZ4002

Cargo compartment door
Figure 1 - S / N 1 - 399, 413

AAAA
Validity : S / N 1 - 9999

A - Baggage max. weight label



A

65 kg - 143 lbs MAXIMUM

POUR INTRUCTIONS DE CHARGEMENT
SE REFERER A LA SECTION "MASSE
ET CENTRAGE" DU MANUEL DE VOL

FOR LOADING INSTRUCTIONS
SEE "WEIGHT AND BALANCE
DATA" IN FLIGHT MANUAL

FÜR BELADUNGSVORSCHRIFTEN
SIEHE ABSCHNITT "GEWICHT UND
SCHWERPUNKTLAGE" IM FLUGHANDBUCH.

I4113006AAA/EUZ4102

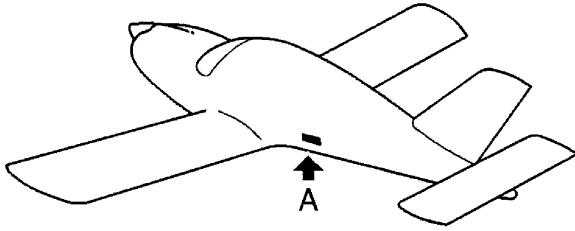
Cargo compartment door
Figure 1A - S / N 400 - 412, 414 - 9999, Pre-MOD. 151

AAAA
Validity : S / N 1 - 9999

11-32-03 (BA)

Page 2
SEP 02

A - Baggage max. weight label



A

65 kg _ 143 lbs MAXIMUM		
POUR INSTRUCTIONS DE CHARGEMENT SE REFERER A LA SECTION "MASSE ET CENTRAGE" DU MANUEL DE VOL.	FOR LOADING INSTRUCTIONS SEE "WEIGHT AND BALANCE DATA" IN FLIGHT MANUAL.	FÜR BELADUNGSVORSCHRIFTEN SIEHE ABSCHNITT "GEWICHT UND SCHWERPUNKTLAGE" IM FLUGHANDBUCH

I4113100AAAAATY14100

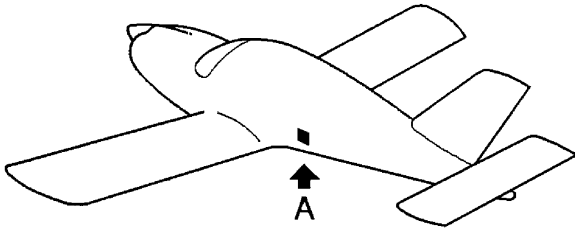
Cargo compartment door
Figure 1B - Post-MOD. 151

AAAA
Validity : S / N 1 - 9999

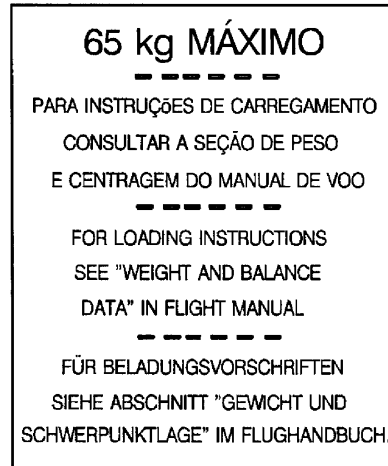
11-32-03 (BA)

Page 3
SEP 02

A - Baggage max. weight label



(A)



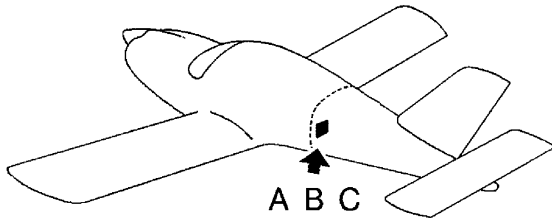
I4113006AAA EUZ4202

Cargo compartment door
Figure 1C - S/N 400 - 412, 414 - 9999, Brazil

AAAA
Validity : S / N 1 - 9999

11-32-03 (BA)

Page 4
SEP 02



- A - Paint label
- B - Paint label (variant)
- C - Paint label (variant)

(A)

Services commerciaux Commercial Department 6 et 8, Rue Mazenod 69003 LYON Tél 78.60.07.35 Telex : 900610F		Usine Fabrication Manufacturing Factory : 01160 PONT-D' AIN Tél : 74.39.01.44	
VERILAC			
— Peintures — Laques — Paint — Lacquer —			
Blanc neige Snow white	58204 <input type="checkbox"/>	Brun isard Isard brown	58241 <input type="checkbox"/>
Gris tempête Storm grey	58229 <input type="checkbox"/>	Bleu torrent Torrent blue	58272 <input type="checkbox"/>
Jaune Bigorre "Bigorre" yellow	58233 <input type="checkbox"/>	Bleu lac Lake blue	58275 <input type="checkbox"/>
Rouge Basque "Basque" red	58234 <input type="checkbox"/>	Vert pâturage Grazing green	58287 <input type="checkbox"/>
Orange couchant Orange setting sun	58240 <input type="checkbox"/>	Vert sapin Fir green	58289 <input type="checkbox"/>
Or Gold	<input type="checkbox"/>		

(B)

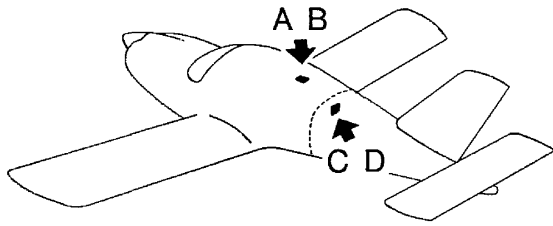
ICI VALENTINE GALLIACOLOR 5, chemin de Charpenay JANNEYRIAS 38280 VILLETTE D'ANTHON Tél.78.32.21.77			
BLANC WHITE VERKEHRSWEIB	RAL9016S ■	BLEU BLUE KOBALTBLAU	RAL5013 ■
JAUNE YELLOW ZINKGELB	RAL1018 ■	VERT GREEN MOOSBRUN	RAL6005 ■
ORANGE ORANGE REINORANGE	RAL2004 ■	VERT GREEN MINZGRUN	RAL6029 ■
ROUGE RED VERKEHRSROT	RAL3020 ■	GRIS GREY SILBERGRAU	RAL7001 ■
BLEU BLUE LICHTBLAU	RAL5012 ■	MARRON BROWN ROTBRAUN	RAL8012 ■

I4113006AAACVZ4002

(C)

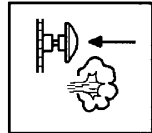
revêtements pour l'aéronautique & l'espace ZI-09100 PAMIER-S France Tél(33)61 60 27 00-Fax(33)61 60 28 77	
RAL 9016 <input type="checkbox"/> Blanc White	RAL 1015 <input type="checkbox"/> Ivoire Light beige
<input type="checkbox"/>	<input type="checkbox"/>
RAL 1018 <input type="checkbox"/> Jaune Yellow	RAL 2012 <input type="checkbox"/> Orange Salmon orange
RAL 3020 <input type="checkbox"/> Rouge Red	RAL 3027 <input type="checkbox"/> Rouge framboise Raspberry red
RAL 4005 <input type="checkbox"/> Violet Lilac blue	RAL 5012 <input type="checkbox"/> Bleu Light blue
RAL 5018 <input type="checkbox"/> Bleu vert Turkish blue	RAL 8001 <input type="checkbox"/> Marron Light brown
<input type="checkbox"/>	<input type="checkbox"/>
RAL 1019 <input type="checkbox"/> Marron Grey beige	RAL 1020 <input type="checkbox"/> Jaune olive Olive grey
RAL 3004 <input type="checkbox"/> Rouge pourpre Purple red	RAL 5013 <input type="checkbox"/> Bleu cobalt Dark blue
RAL 5020 <input type="checkbox"/> Bleu ocean Ocean blue	RAL 6005 <input type="checkbox"/> Vert mousse Dark green
RAL 7016 <input type="checkbox"/> Gris anthracite Anthracite grey	RAL 7039 <input type="checkbox"/> Gris quartz Quartz grey
RAL 8014 <input type="checkbox"/> Brun sepia Dark brown	<input type="checkbox"/>

Miscellaneous
Figure 1

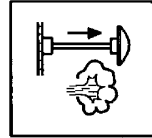


- A - Forced ventilation flap label (S / N 1 - 399)
- B - Forced ventilation flap label (S / N 400 - 479)
- C - Forced ventilation switch label (French)
- D - Forced ventilation switch label (English)

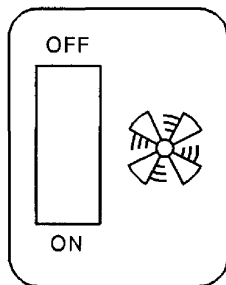
(A)



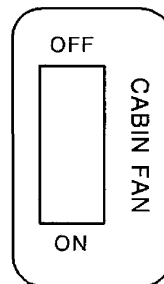
(B)



(C)



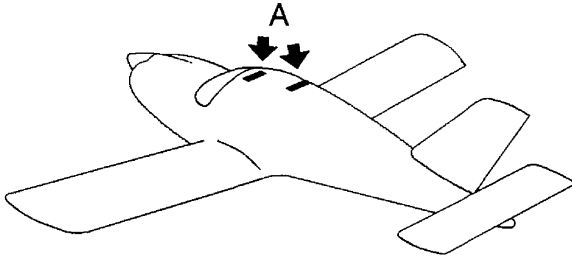
(D)



I4113006AAAACVZ4102

Miscellaneous
Figure 2 - With forced ventilation

A - Smoking prohibited placard



A

SMOKING PROHIBITED DURING
FUELLING AND TAKE OFF AND LANDING

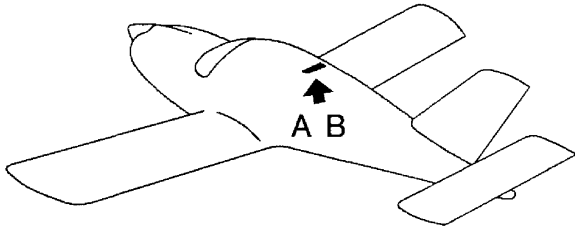
14113002AAAAAYZ4002

Miscellaneous
Figure 3 - Australia

AAAA
Validity : S / N 1 - 9999

11-32-04 (BA)

Page 3
SEP 02



- A - 3-passenger placard (without noise reduction)
- B - Placard for rear seat weight limitation (with noise reduction)

(A)

MASSE MAXI POUR 3 PASSAGERS AUX PLACES AR.	}	175 kg
MAX GEWICHT FÜR 3 PASSAGIERE AUF DEM RÜCKSITZ		
MAX WEIGHT FOR 3 PASSENGERS ON REAR SEATS		

(B)

MASSE MAXI AUX PLACES AR.		MAX GEWICHT AUF DEM RÜCKSITZ		MAX WEIGHT ON REAR SEATS	
CATEGORIE "N"	120 kg	CATEGORIE "N"	100 kg		
KATEGORIE "N"	265 lbs	KATEGORIE "N"	220 lbs		
CATEGORY "N"		CATEGORY "N"			

I4113002AAAAAYZ4102

Miscellaneous
Figure 4 - Option

AREA 250
DESCRIPTION

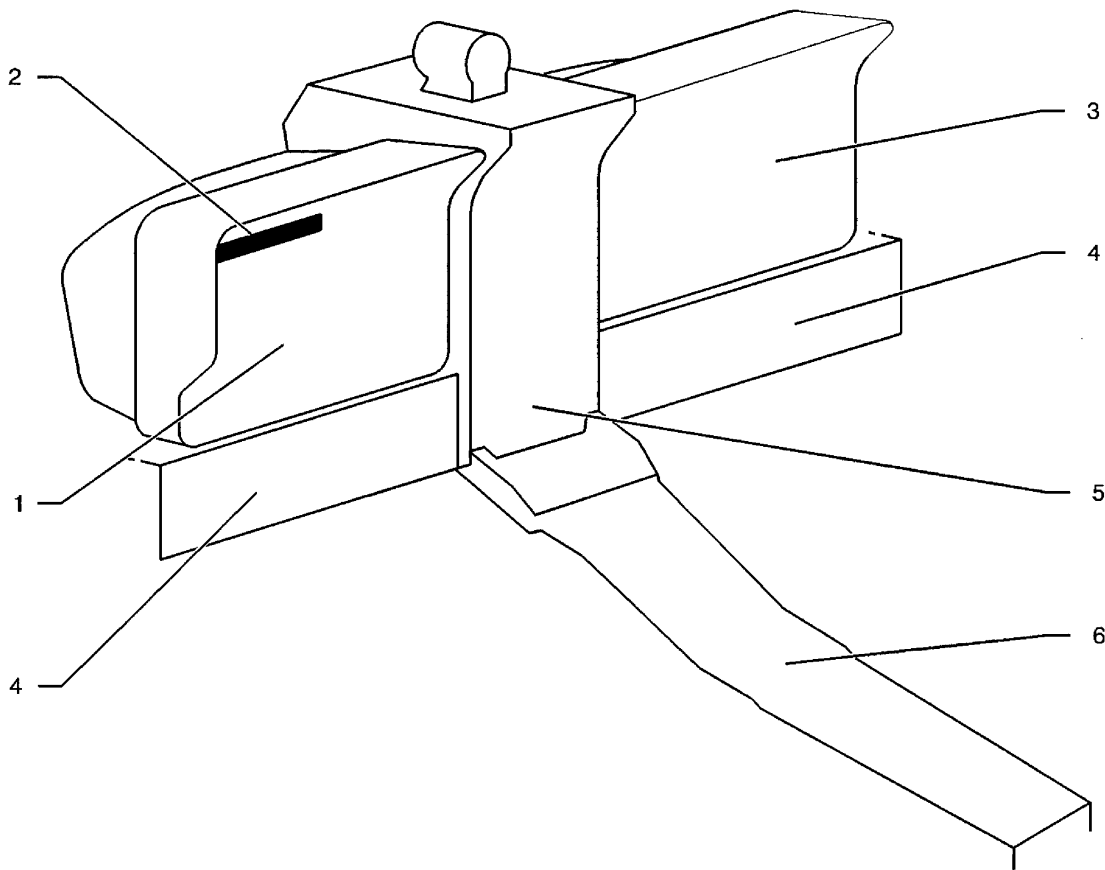
1. GENERAL (Figure 1)

Standard interior placards and markings are identified and positioned at their relative locations on the aircraft.

- L.H. instrument panel - refer to 11-33-01,
- visual alarm panel - refer to 11-33-02,
- R.H. instrument panel - refer to 11-33-03,
- strips - refer to 11-34-00,
- central console - refer to 11-35-00,
- pedestal - refer to 11-36-00,
- miscellaneous - refer to 11-37-00.

Placards and markings related to options may be represented. If they are not represented, refer to the Illustrated Parts Catalog.

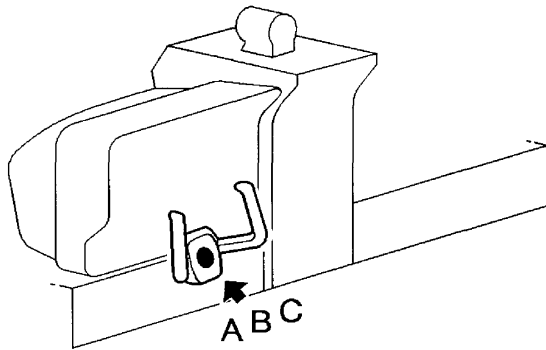
- 1 - L.H. instrument panel
- 2 - Visual alarm panel
- 3 - R.H. instrument panel
- 4 - Strips
- 5 - Central console
- 6 - Pedestal
- 7 - Miscellaneous



I4113000AAAAGWZ4000

Area 250 - Description
Figure 1

- A - Logo placard
- B - Logo placard (alternative)
- C - Logo placard (alternative)




(A)



(B)



(C)



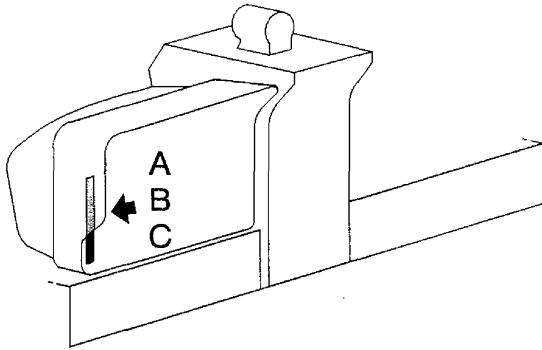
L.H. instrument panel
Figure 1 - Without chronometer

14113003AAACYZ4006

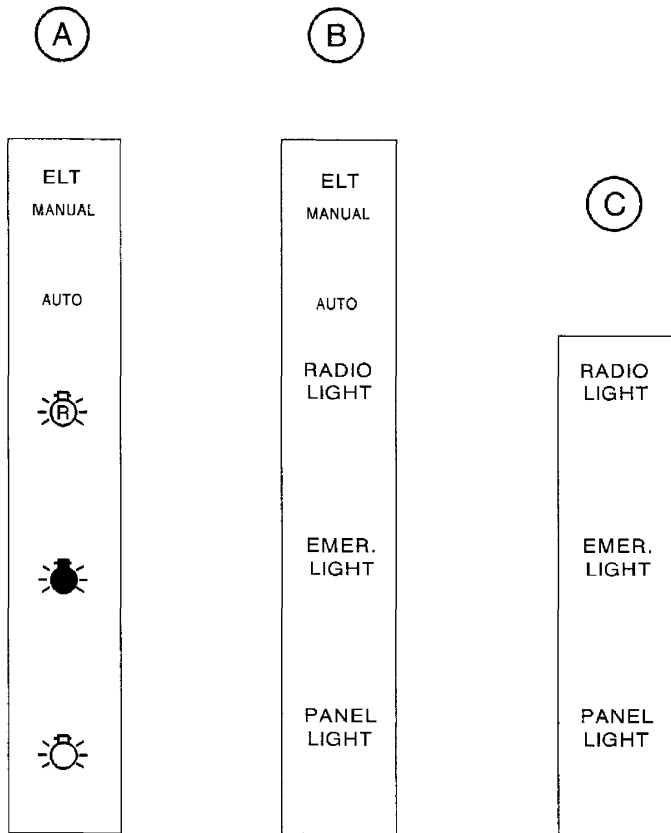
AAAA
Validity : S / N 1 - 9999

11-33-01 (BA)

Page 1
SEP 04



- A - ELT and rheostat label (not valid for English-speaking countries)
- B - ELT and rheostat label (valid for English-speaking countries)
- C - Rheostat label (variant, valid for English-speaking countries)



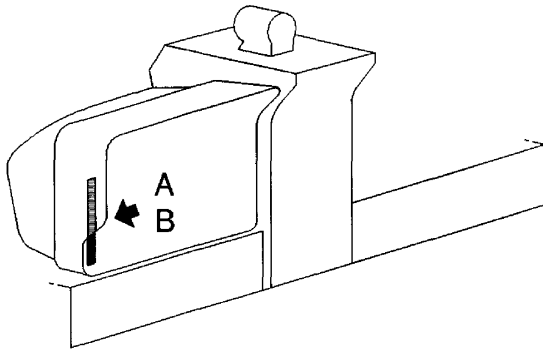
I4113009AAACYZ14000

L.H. instrument panel
Figure 2 - S / N 1 - 764, 766 - 878

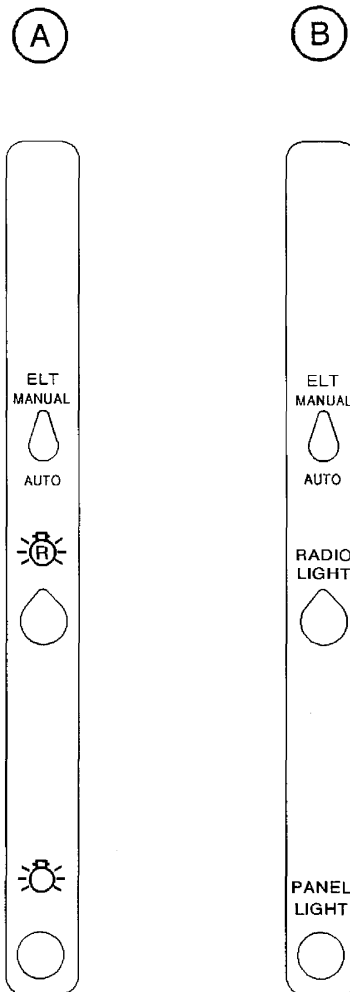
AAAA
Validity : S / N 1 - 9999

11-33-01 (BA)

Page 2
SEP 04



- A - ELT and rheostat label (not valid for English-speaking countries)
- B - ELT and rheostat label (valid for English-speaking countries)



I4113003AAAUVZ4002

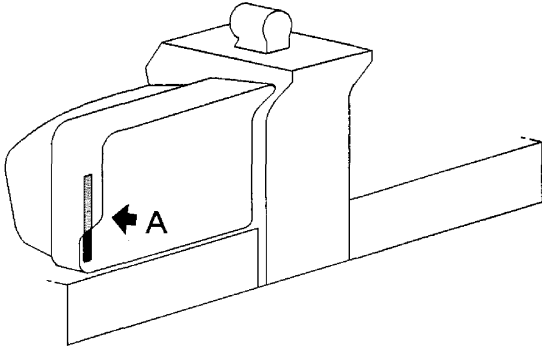
L.H. instrument panel
Figure 2A - S / N 765, 879 - 9999, Pre-MOD. 151

AAAA
Validity : S / N 1 - 9999

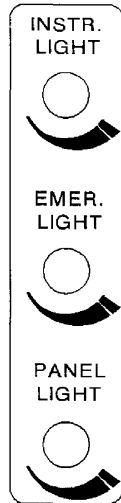
11-33-01 (BA)

Page 3
SEP 04

A - Rheostat label



A



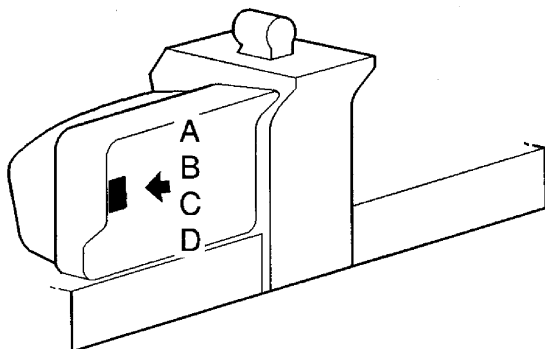
14113003AAAACYZ14100

L.H. instrument panel
Figure 2B - Post-MOD. 151

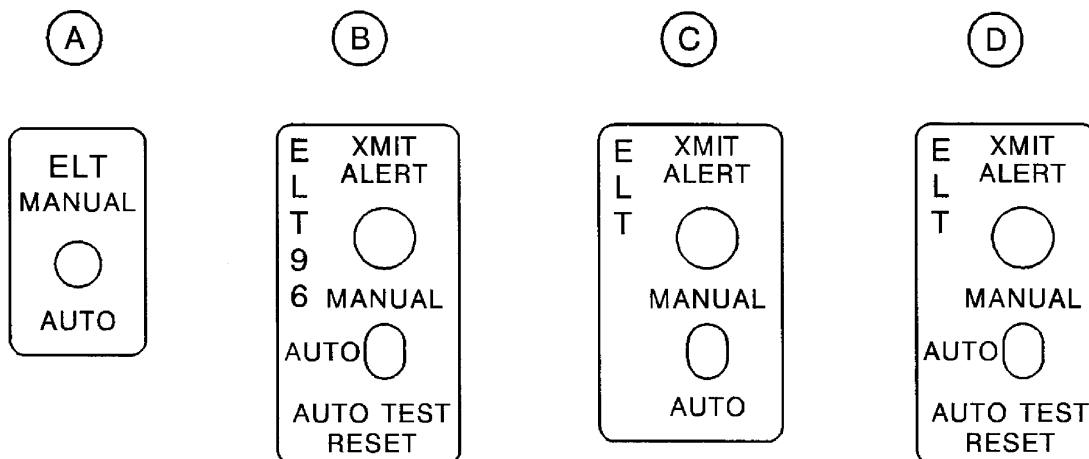
AAAA
Validity : S / N 1 - 9999

11-33-01 (BA)

Page 4
SEP 04



- A - ELT JE2 label
- B - ELT 96 label
- C - ELT 90-91 label
- D - ELT 97 label



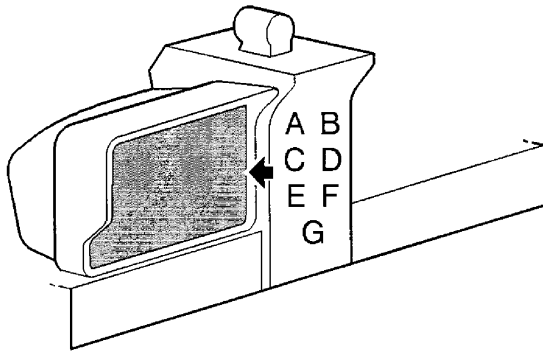
I4113003AAAAXXZ4000


L.H. instrument panel
Figure 3 - With ELT

AAAA
Validity : S / N 1 - 9999

11-33-01 (BA)

Page 5
SEP 04



 Variante de localisation
Alternate location

- A - Label for GPS use (not valid for English-speaking countries)
- B - Label for GPS use (valid for English-speaking countries)
- C - Label for GPS use (not valid for English-speaking countries)
- D - Label for GPS use (valid for English-speaking countries)
- E - Label for GPS use (not valid for English-speaking countries)
- F - Label for GPS use (valid for English-speaking countries)
- G - Label for GPS use (valid for English-speaking countries)

(A)

GPS NON APPROUVE
COMME MOYEN PRIMAIRE
DE NAVIGATION

(B)

GPS NOT APPROVED
FOR NAVIGATION AS
A PRIMARY SOURCE

(C)

GPS NON APPROUVE COMME MOYEN PRIMAIRE DE NAVIGATION
L'UTILISATION DU GPS EN MODE APPROCHE EST INTERDITE

(D)

GPS NOT APPROVED FOR NAV AS PRIMARY SOURCE
USE OF GPS APPROACH MODE IS PROHIBITED

(E)

L'UTILISATION DU MODE APPROCHE GPS
EST INTERDITE

(F)

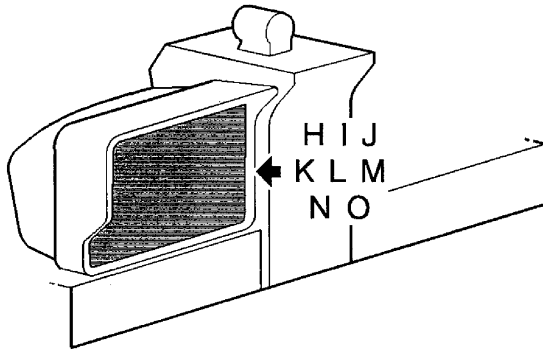
USE OF GPS APPROACH MODE
IS PROHIBITED

(G)


GPS LIMITED TO
VFR USE ONLY

I4113003AAAAXXZ4100

L.H. instrument panel
Figure 4 (1/2) - With GPS



- H - Label for GPS use (German)
- I - Label for GPS use (English)
- J - Label for GPS use (French)
- K - Label for GPS use (German)
- L - Label for GPS use (English)
- M - Label for GPS use (French)
- N - Label for GPS use (not valid for English-speaking countries)
- O - Label for GPS use (valid for English-speaking countries)

 Variante de localisation
Alternate location

(H)	GPS 1 FUER B-RNAV ZUGELASSEN DIE BENUTZUNG DER SID/STAR UND DER GPS ANFLUGBETRIEBSART IST VERBOTEN
(I)	GPS 1 APPROVED FOR B-RNAV SID/STAR AND APPROACH MODE PROHIBITED
(J)	GPS 1 GPS APPROUVE POUR B-RNAV L'UTILISATION DES SID, STAR ET DU MODE APPROCHE GPS EST INTERDITE
(K)	GPS 2 DIE BENUTZUNG DER SID/STAR UND DER GPS ANFLUGBETRIEBSART IST VERBOTEN
(L)	GPS 2 SID/STAR AND APPROACH MODE PROHIBITED
(M)	GPS 2 L'UTILISATION DES SID, STAR ET DU MODE APPROCHE GPS EST INTERDITE
(N)	GPS UTILISABLE EN VOL VFR SEULEMENT
(O)	GPS USED FOR NAVIGATION IN VFR ONLY

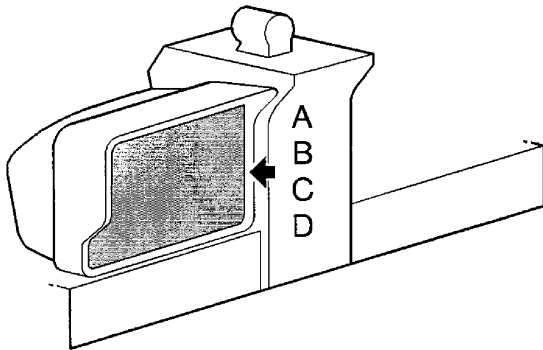
L.H. instrument panel
Figure 4 (2/2) - With GPS

I4113003AAAAXXZ4200


AAAA
Validity : S / N 1 - 9999

11-33-01 (BA)

Page 7
SEP 04



- A - Limitation label (English)
- B - Limitation label (French)
- C - Limitation label (German)
- D - RMI switch label (NAV1 or NAV2)

 Variante de localisation
Alternate location

(A)

CAUTION DURING ILS APPROACH
AVOID ENGINE RPM HIGHER THAN 2600.


(B)

ATTENTION PENDANT L'APPROCHE ILS,
EVITER LES REGIMES SUPERIEURS A 2600 tr/mn.

(C)

WARNUNG WÄHREND DES ILS ANFLUGS,
DIE DREHZAHLEN HÖHER ALS 2600 U/mn VERMEIDEN

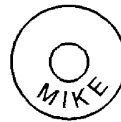
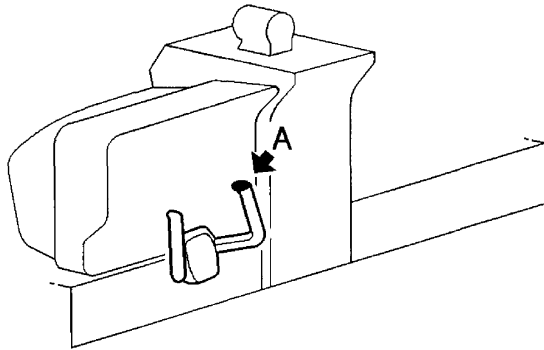
(D)

NAV 1
NAV 2 

L.H. instrument panel
Figure 5 - Option

14113003AAAUVZ4102

A - "MIKE" placard



14113003AAAUVZ4202

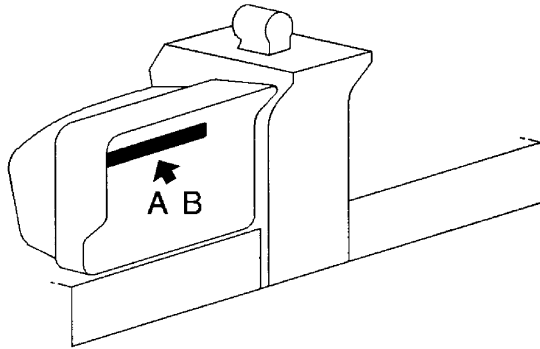
L.H. instrument panel
Figure 6 - Switzerland

AAAA
Validity : S / N 1 - 9999

11-33-01 (BA)

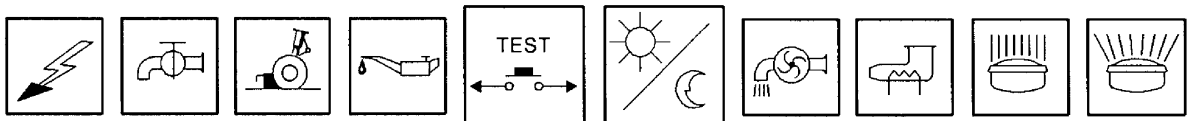
Page 9
SEP 04

PAGE INTENTIONALLY LEFT BLANK

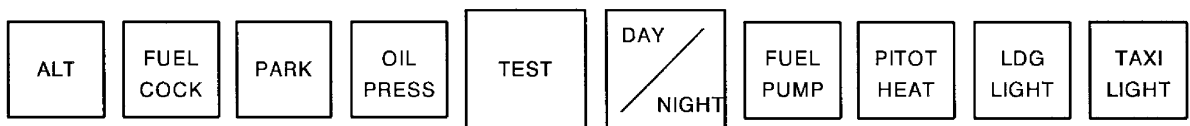


- A - Visual alarm panel label (not valid for English-speaking countries)
- B - Visual alarm panel label (valid for English-speaking countries)

(A)

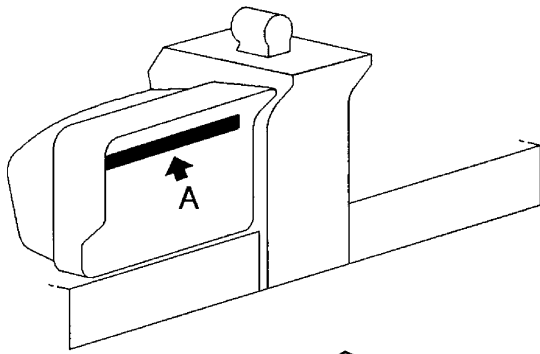


(B)

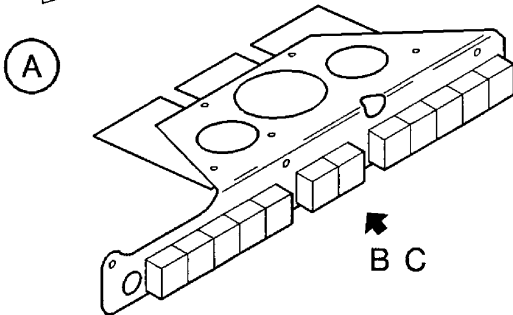


14113000AAAFAFWZ4001

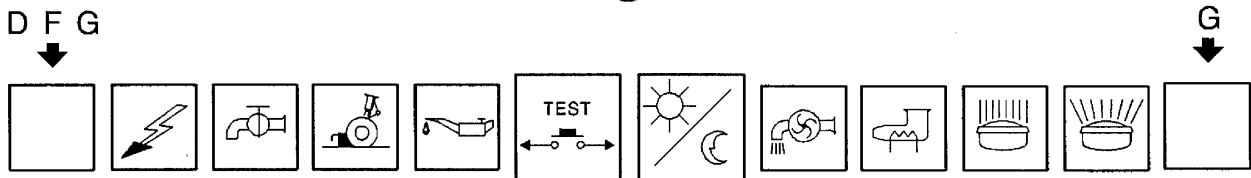
Visual alarm panel
Figure 1 - S/N 1 - 587, Not valid for GPS



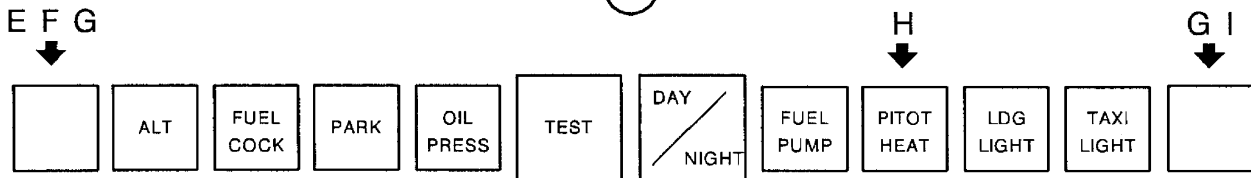
- B - Visual alarm panel label (not valid for English-speaking countries)
- C - Visual alarm panel label (valid for English-speaking countries)
- D - Warning light label (option)
- E - Warning light label (option)
- F - Warning light label (option)
- G - Warning light light label (option)
- H - Warning light label (option)
- I - Warning light label (option)



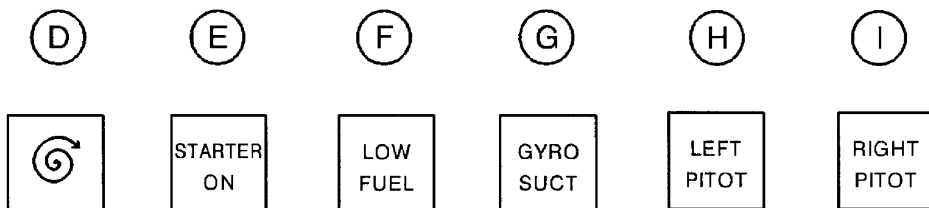
(B)



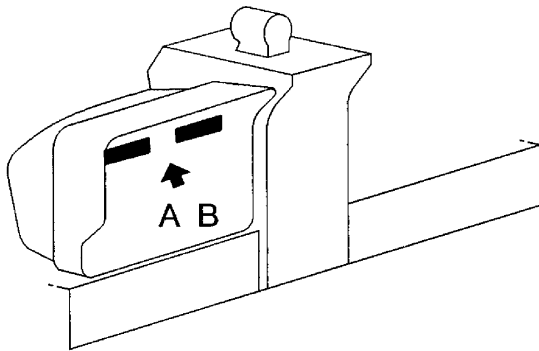
(C)



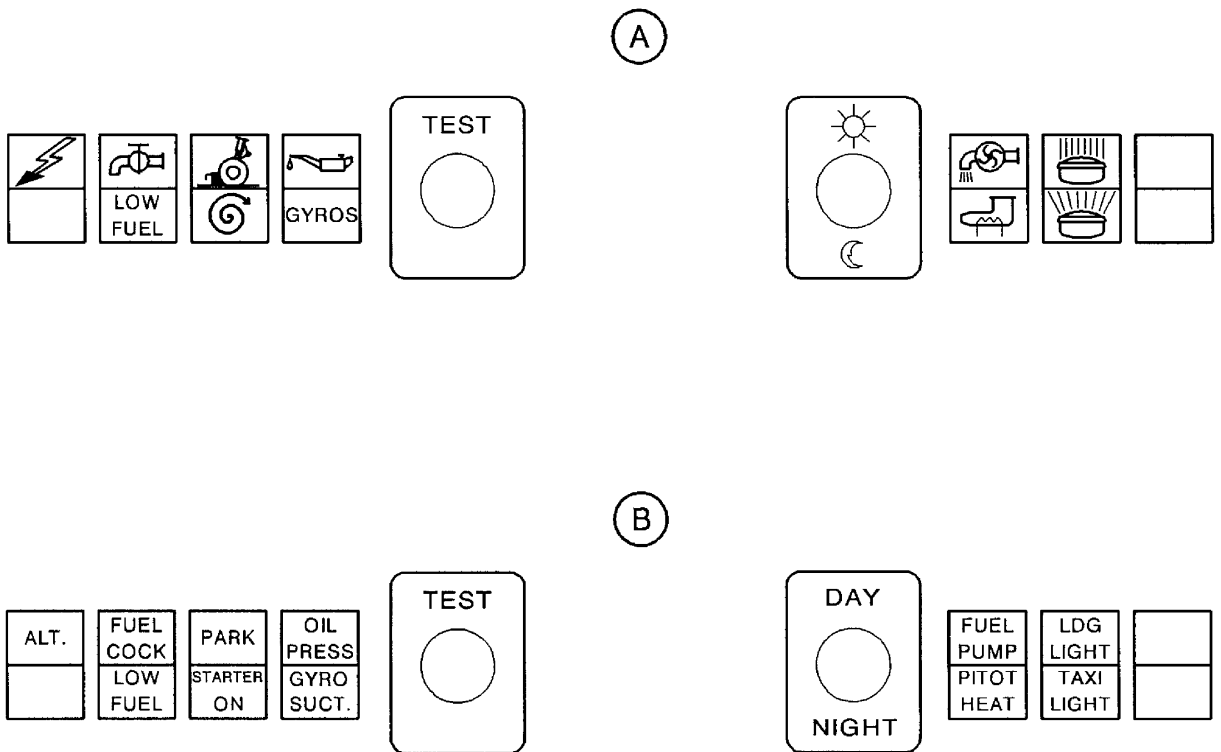
14113000AAAFAFWZ4101



Visual alarm panel
Figure 1A - S / N 588 - 9999, Pre-MOD. 151, not valid for GPS



- A - Visual alarm panel label (not valid for English-speaking countries)
- B - Visual alarm panel label (valid for English-speaking countries)



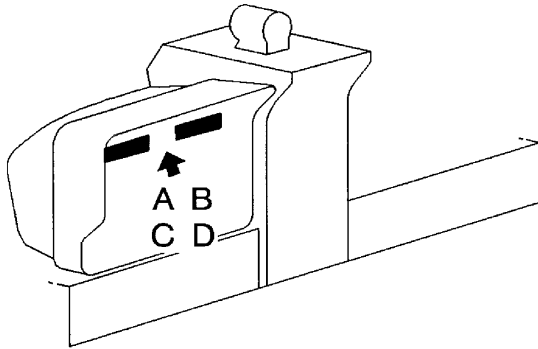
I4113003AAA-WXZ4002

Visual alarm panel
Figure 1B - Pre-MOD. 151, valid for GPS

AAAA
Validity : S / N 1 - 9999

11-33-02 (BA)

Page 3
SEP 02



- A - Visual alarm panel label (not valid for English-speaking countries)
- B - Visual alarm panel label (valid for English-speaking countries)
- C - Visual alarm panel label (variant, not valid for English-speaking countries)
- D - Visual alarm panel label (variant, valid for English-speaking countries)


(A)



(B)



(C)

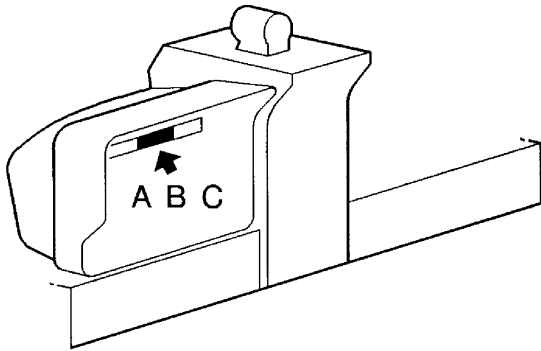


(D)



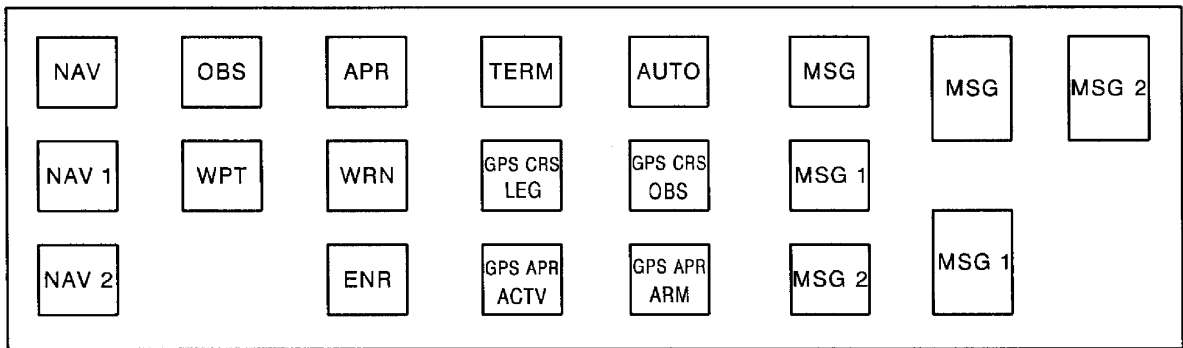
I4113003AAAWXZ4102

Visual alarm panel
Figure 1C - Post-MOD. 151

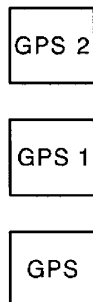


- A - Label for GPS warning lights
- B - GPS, GPS1, GPS2 label
- C - GPS label

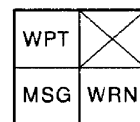
(A)



(B)



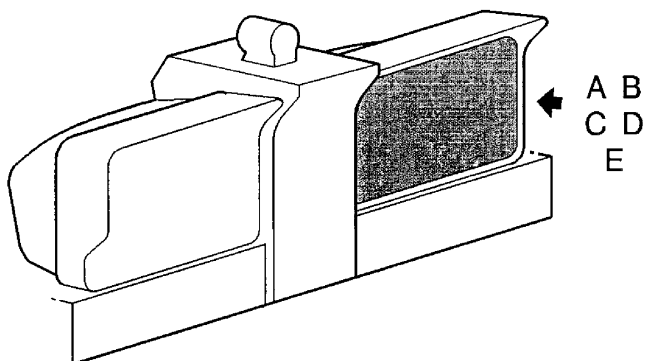
(C)




I4113003AAADVZ4001

Visual alarm panel
Figure 2 - With GPS

PAGE INTENTIONALLY LEFT BLANK



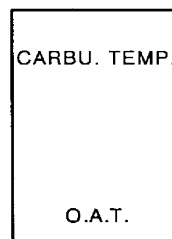
 Variante de localisation
Alternate location

- A - Carburetor temperature and outside air temperature label (not valid for English-speaking countries)
- B - Carburetor temperature and outside air temperature label (valid for English-speaking countries)
- C - Carburetor temperature label (not valid for English-speaking countries)
- D - Carburetor temperature label (valid for English-speaking countries)
- E - Outside air temperature label

(A)



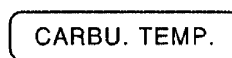
(B)



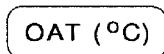
(C)



(D)



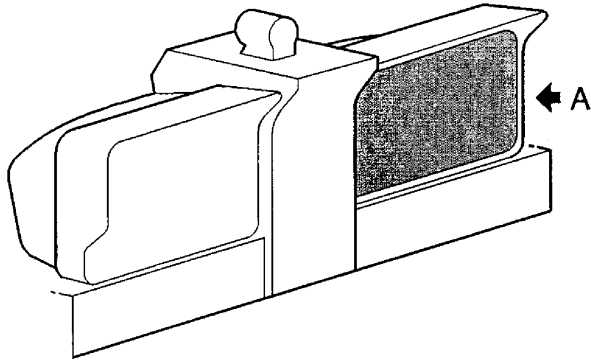
(E)



I4113003AAA FYZ4003

R.H. instrument panel
Figure 1 - Option

A - Warning label on ELT use



Variante de localisation
Alternate location



ELT: FOR AVIATION EMERGENCY USE ONLY
UNAUTHORIZED OPERATION PROHIBITED

I411303AAAADVZ4101

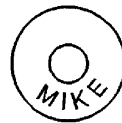
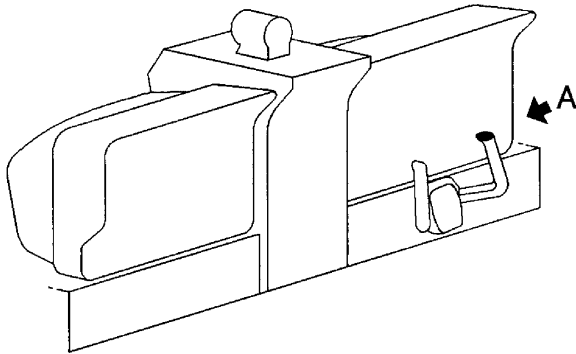
R.H. instrument panel
Figure 2 - With ELT

AAAA
Validity : S / N 1 - 9999

11-33-03 (BA)

Page 2
SEP 02

A - "MIKE" placard



14113003AAAFAVZ4103

R.H. instrument panel
Figure 3 - Switzerland

AAAA
Validity : S / N 1 - 9999

11-33-03 (BA)

Page 3
SEP 02

PAGE INTENTIONALLY LEFT BLANK

STRIPS

DESCRIPTION

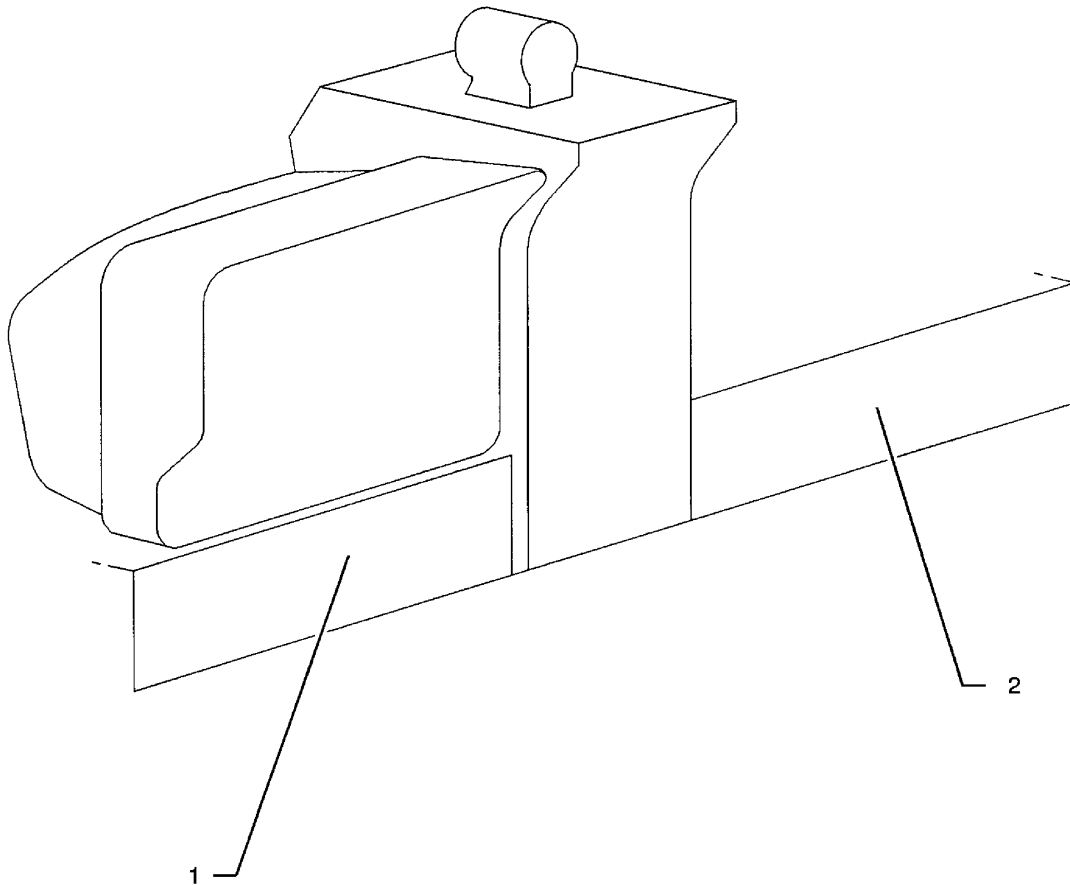
1. GENERAL (Figure 1)

Standard interior placards and markings are identified and positioned at their relative locations on the aircraft.

- L.H. strip - refer to 11-34-01,
- R.H. strip - refer to 11-34-02.

Placards and markings related to options may be represented. If they are not represented, refer to the Illustrated Parts Catalog.

- 1 - L.H. strip
- 2 - R.H. strip



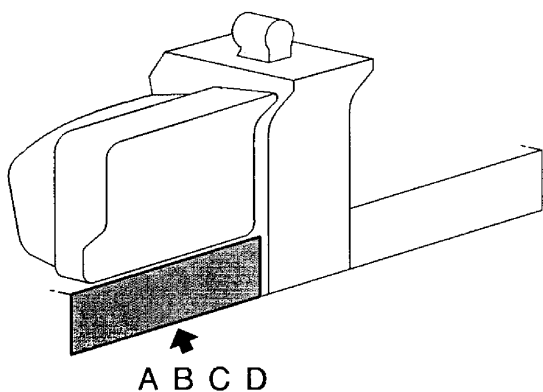
I4113000AAA.GWZ4100

Strips - Description
Figure 1


AAAA
Validity : S / N 1 - 9999

11-34-00 (BA)

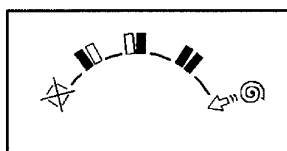
Page 2
SEP 02



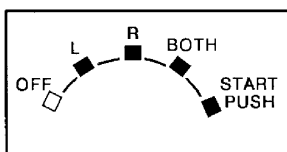
- A - Magneto selector label (not valid for English-speaking countries)
- B - Magneto selector label (valid for English-speaking countries)
- C - Parking brake label (not valid for English-speaking countries)
- D - Parking brake label (valid for English-speaking countries)

 Variante de localisation
Alternate location

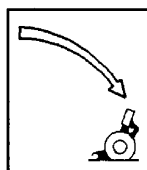
(A)



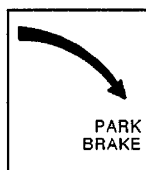
(B)



(C)



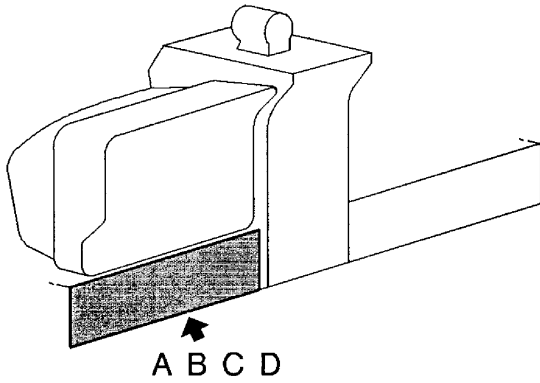
(D)




L.H. strip
Figure 1

I4113003AAA GVZ4002

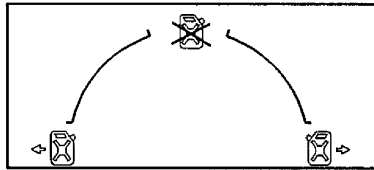
AAAA
Validity : S / N 1 - 9999



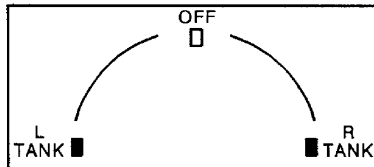
 Variante de localisation
Alternate location

- A - Fuel selector label (not valid for English-speaking countries)
- B - Fuel selector label (valid for English-speaking countries)
- C - Fuel quantity label (valid for English-speaking countries, except Australia)
- D - Fuel quantity label (Australia)

(A)



(B)



(C)

20.1 US GAL
USABLE

20.1 US GAL
USABLE

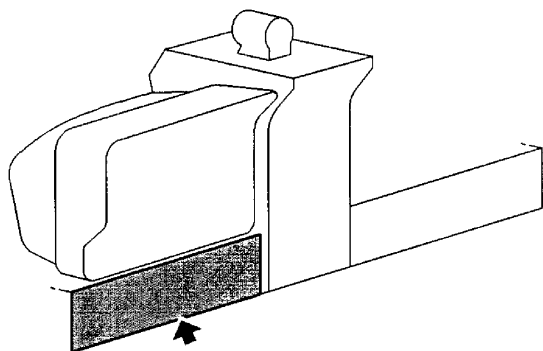
(D)

76 L
USABLE


76 L
USABLE

I4113003AAAAGVZ4102

L.H. strip
Figure 2 - S / N 1 - 730, With fuel tanks 20.1 US Gal (76 liters)

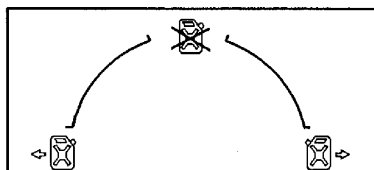


A B C D

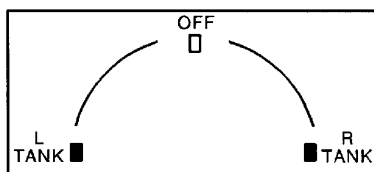
 Variante de localisation
Alternate location

- A - Fuel selector label (not valid for English-speaking countries)
- B - Fuel selector label (valid for English-speaking countries)
- C - Fuel quantity label (valid for English-speaking countries, except Australia)
- D - Fuel quantity label (Australia)

(A)



(B)



(C)



(D)

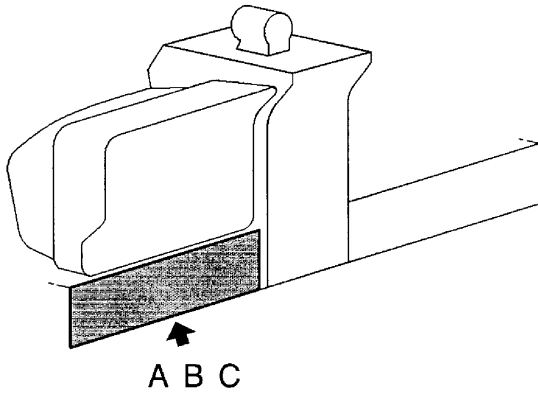



14113003AAAAGVZ4202

L.H. strip
Figure 2A - S / N 1 - 730. With fuel tanks 26.9 US Gal (102 liters)

AAAA
Validity : S / N 1 - 9999

- A - Static air emergency label (French)
- B - Static air emergency label (English)
- C - Static air emergency label (German)



 Variante de localisation
Alternate location

(A)

STATIQUE
SECOURS
TIREZ

(B)

STATIC AIR
EMERGENCY
PULL

(C)

STATISCHER
NOTKREIS
ZIEHEN

14113003AAA.JYZ4002

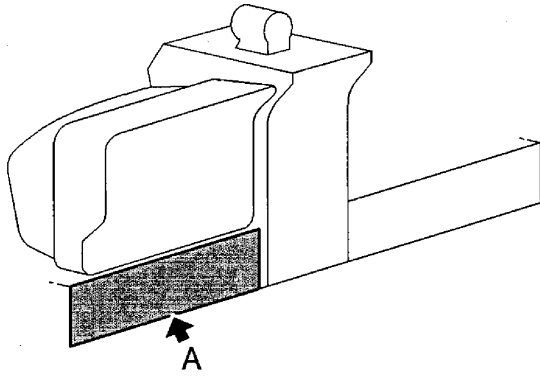
L.H. strip
Figure 3


AAAA
Validity: S / N 1 - 9999

11-34-01 (BA)

Page 4
SEP 02

A - Static air emergency label



 Variante de localisation
Alternate location

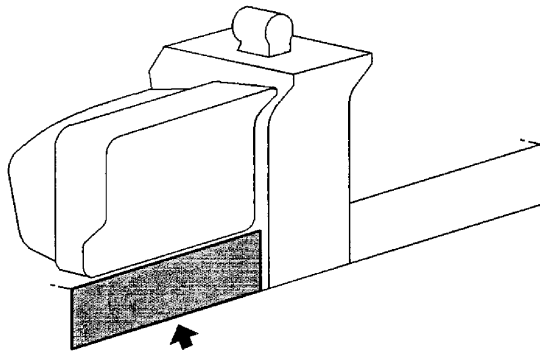
(A)

STATIC AIR
ON
PULL


I4113003AAAJYZ4102

L.H. strip
Figure 3A - Brazil

AAAA
Validity : S / N 1 - 9999

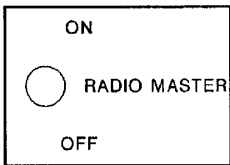


A B C D E
F G H I J

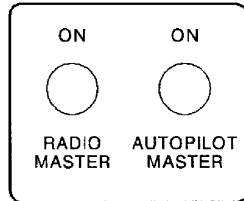
 Variante de localisation
Alternate location

- A - "RADIO MASTER" label
- B - "RADIO MASTER, A/P MASTER" label
- C - "RADIO MASTER, A/P MASTER" label
- D - "RADIO MASTER, TRIM MASTER" label
- E - "RADIO MASTER, A/P + TRIM" label
- F - "RMS, A/P, HORIZ, R.TURN COORD" label
- G - "GYRO, TRIM MASTER" label
- H - "GYRO, TRIM MASTER" label
- I - "RADIO MASTER, GYRO, TRIM MASTER" label
- J - "RADIO MASTER, GYRO, TRIM MASTER" label

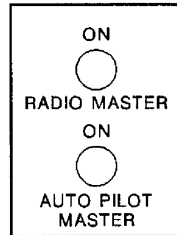
(A)



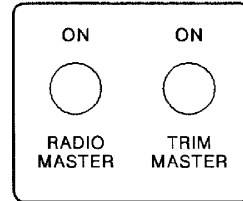
(B)



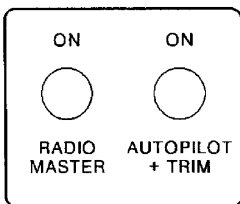
(C)



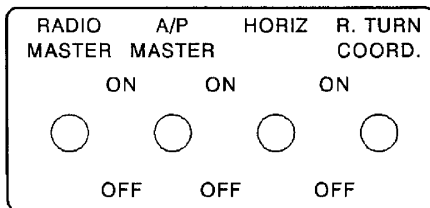
(D)



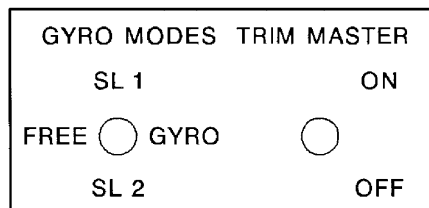
(E)



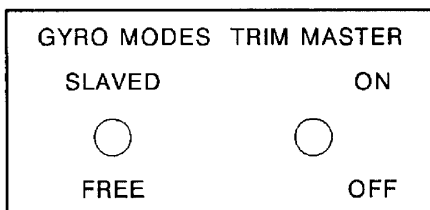
(F)



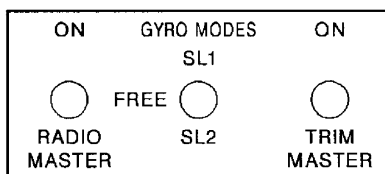
(G)



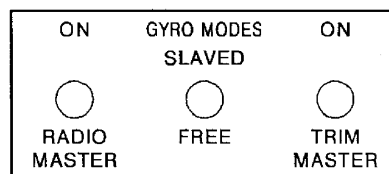
(H)



(I)

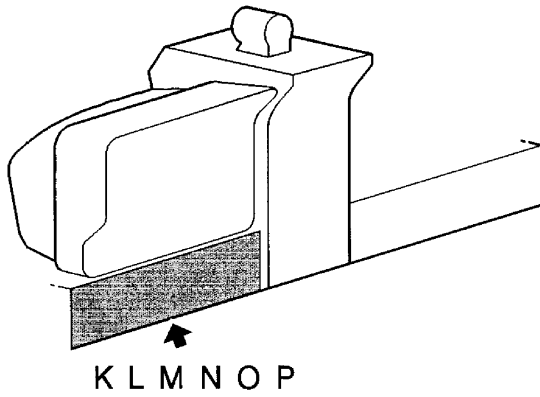


(J)



L.H. strip

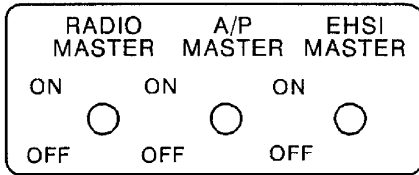
Figure 4 (1/2) - With Radio Master and A/P Master



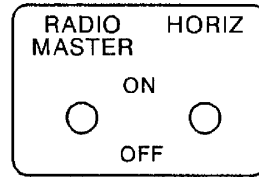
- K - "RADIO, A/P, EHSI/MASTER" label
- L - "RADIO MASTER, HORITZ" label
- M - "RADIO MASTER, AUDIO SELECT" label
- N - "RADIO, A/P, EHSI/MASTER, HORITZ" label
- O - "RADIO MASTER, HORITZ, DIRECT. GYRO" label
- P - "RADIO MASTER, HORITZ" label

Variante de localisation
Alternate location

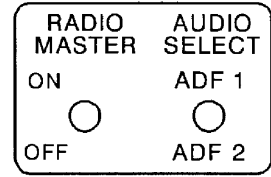
(K)



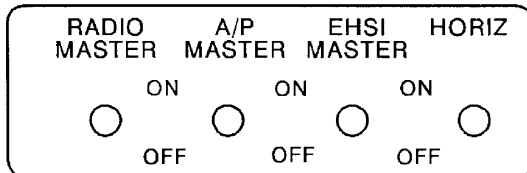
(L)



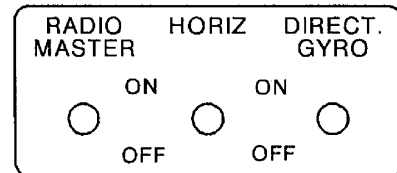
(M)



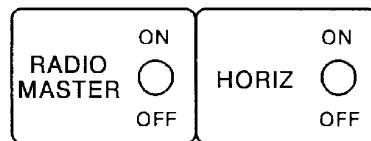
(N)



(O)



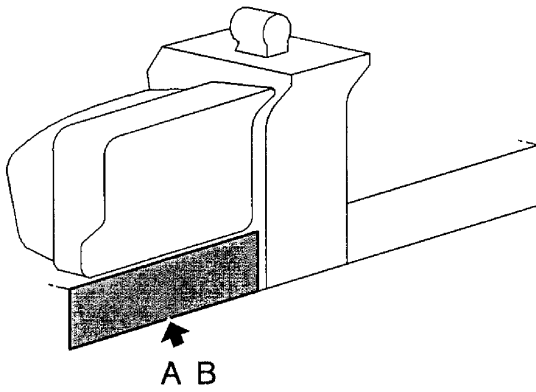
(P)




I4113003AAAADVZ4201

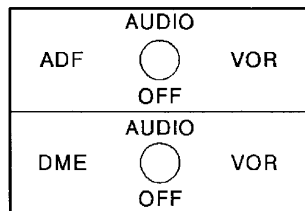
L.H. strip
Figure 4 (2/2) - With Radio Master and A/P Master

- A - "VOR, DME" label
- B - "VOR, ADF, SPKR" label

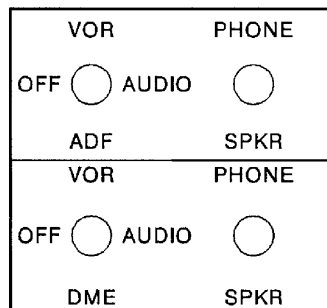


 Variante de localisation
Alternate location

(A)



(B)



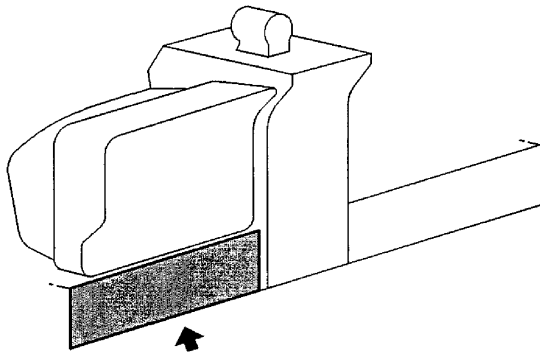
L.H. strip
Figure 5 - With VHF

I4113003AAAJVZ14002


AAAA
Validity : S / N 1 - 9999

11-34-01 (BA)

Page 8
SEP 02



A B C D

 Variante de localisation
Alternate location

- A - Flight Manual label
- B - Aircraft operating time label
- C - "DIRECT. GYRO" label
- D - "RECOG. LIGHT" switch label

(A)

FLIGHT
MANUAL

(B)

AIRCRAFT HOURS

(C)

DIRECT.
GIRO
ON

OFF

(D)

RECOG.
LIGHTS
ON

OFF

I4113003AAA-JYZ14100

L.H. strip
Figure 6 - Option

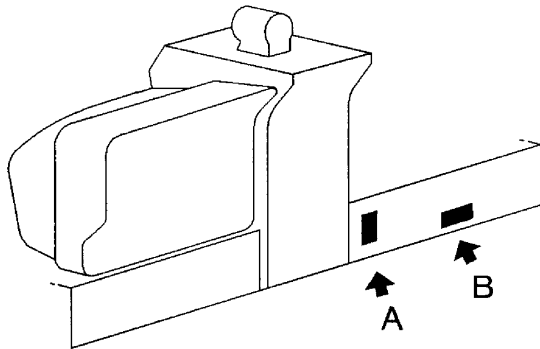
AAAA
Validity : S / N 1 - 9999

11-34-01 (BA)


Page 9
SEP 02

PAGE INTENTIONALLY LEFT BLANK


- A - Air conditioning label (S / N 1 - 274)
- B - Air conditioning label (S / N 275 - 584)



(A)



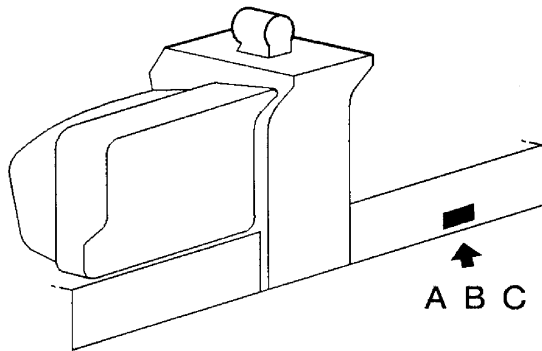
(B)



14113003AAA EVZ4002

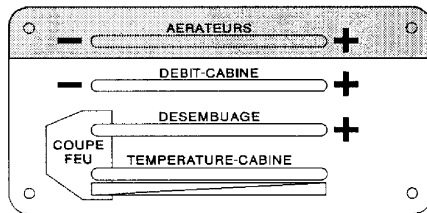
R.H. strip
Figure 1 - S / N 1 - 584

AAAA
Validity : S / N 1 - 9999

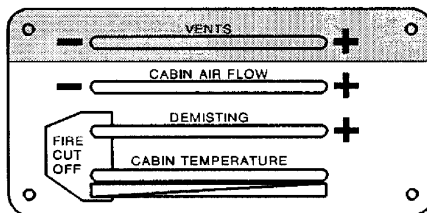


- A - Air conditioning label (French)
- B - Air conditioning label (English)
- C - Air conditioning conditioning label (German)

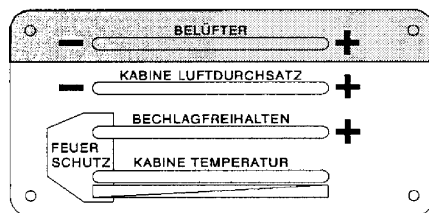
(A)



(B)

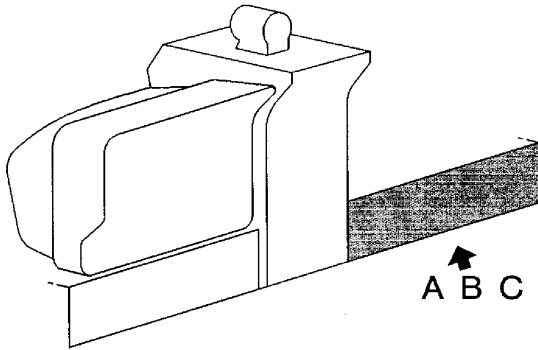


(C)




R.H. strip
Figure 1A - S / N 585 - 9999

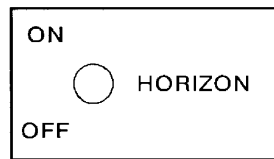
I4113003AAA EVZ4102



- A - "HORIZON" label
- B - "HORIZON" label
- C - "HORIZ" label

 Variante de localisation
Alternate location

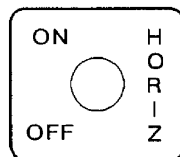
(A)



(B)



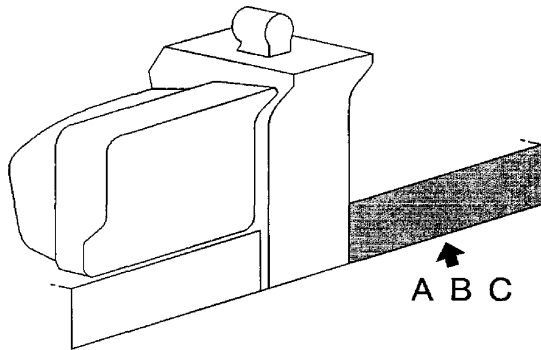
(C)




I4113003AAAALWZ4002

R.H. strip
Figure 2 - With electric horizon

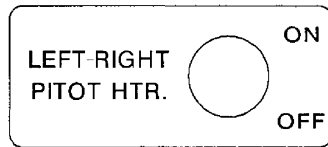
AAAA
Validity : S / N 1 - 9999



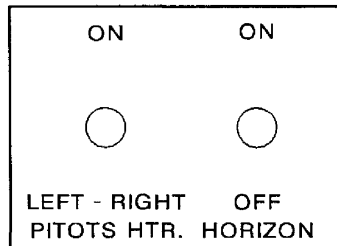
- A - "L-R PITOT HTR" label
- B - "L-R PITOT HTR, HORIZON" label
- C - "L-R PITOT HTR" label

 Variante de localisation
Alternate location

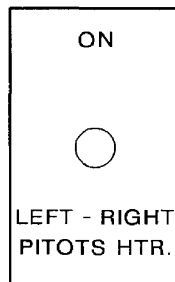
(A)



(B)

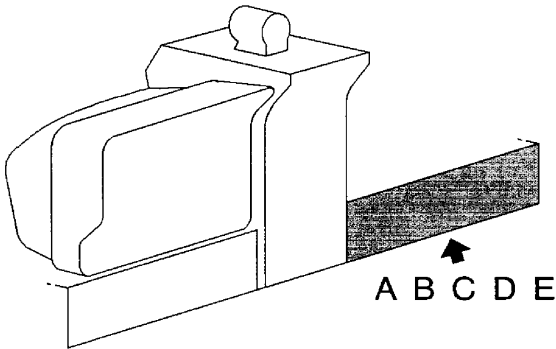


(C)




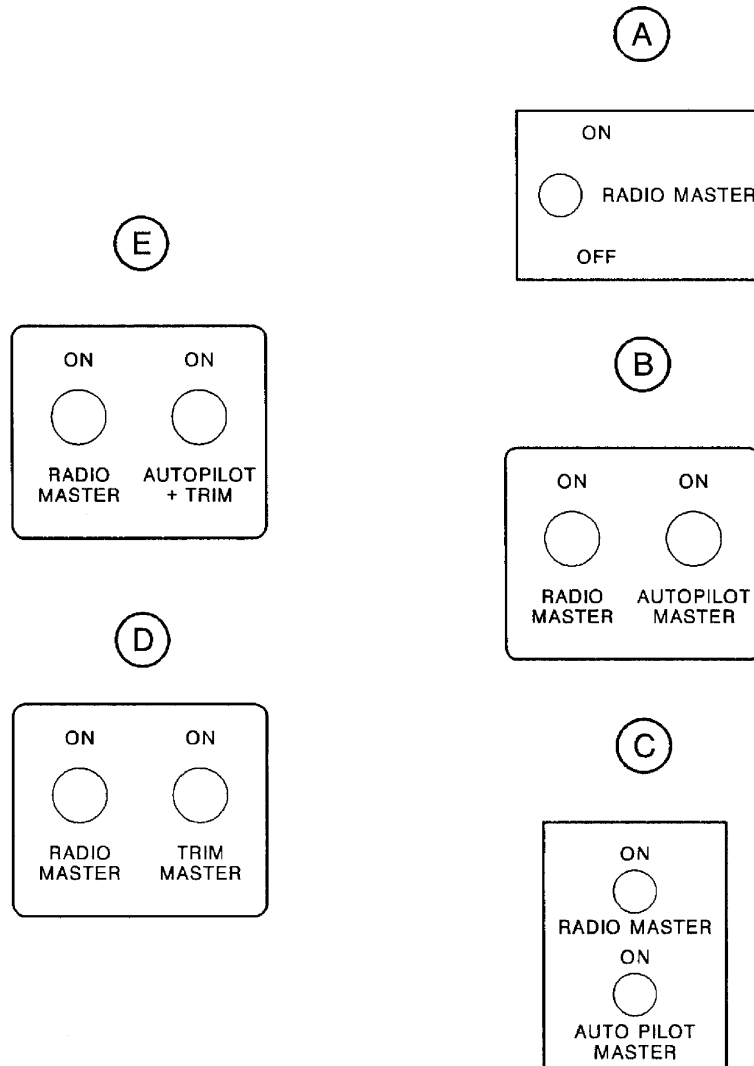
I4113003AAALWZ4102

R.H. strip
Figure 3 - With 2 heated pitots



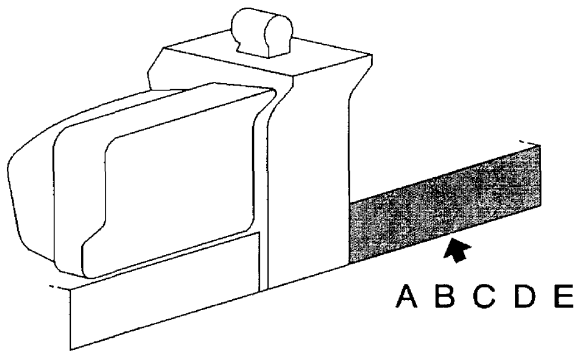
- A - "RADIO MASTER" label
- B - "RADIO MASTER, A/P MASTER" label
- C - "RADIO MASTER, A/P MASTER" label
- D - "RADIO MASTER, TRIM MASTER" label
- E - "RADIO MASTER, A/P + TRIM" label

 Variante de localisation
Alternate location




14113003AAAALWZ4200

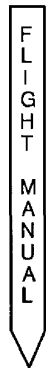
R.H. strip
Figure 4 - With Radio Master and A/P Master



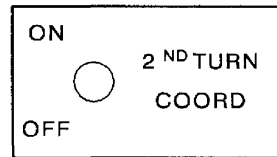
- A - Flight Manual label
- B - Turn-and-bank indicator label
- C - "ADF1, ADF2" label
- D - "DATA LOADER" label
- E - Interphone label

 Variante de localisation
Alternate location

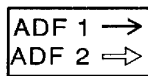
(A)



(B)



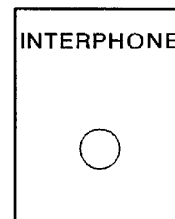
(C)



(D)



(E)



I4113003AAALWZ14000

R.H. strip
Figure 5 - Option

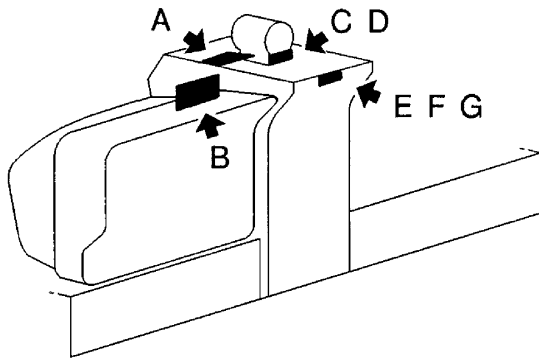
CENTRAL CONSOLE

DESCRIPTION

1. GENERAL (Figures 1, 2, 3, 4, 5, 6 and 7)

Standard interior placards and markings are identified and positioned in the following figures at their relative locations on the aircraft.

Placards and markings related to options may be represented. If they are not represented, refer to the Illustrated Parts Catalog.



- A - Engine monitoring cluster label
- B - Radio terminal strip label
- C - Compas calibration label (not valid for English-speaking countries)
- D - Compas calibration label (valid for English-speaking countries)
- E - "No smoking" label (French)
- F - "No smoking" label (English)
- G - "No smoking" label (German)

(A)

MANIPULER AVEC PRECAUTION
 NE PAS FAIRE CHUTER
 HANDLE WITH CARE
 DO NOT DROP

(B)

BJ1	BJ2	BJ3	BJ4	BJ5
1	1	1	1	
2	2	2	2	
3	3	3	3	
4	4	4	4	
5	5	5	5	
6	6	6	6	
7	7	7	7	
8	8	8	8	
9	9	9	9	
10	10	10	10	
11	11	11	11	
12	12	12	12	

(C)

Cm	N	30	60	E	120	150
Cc						
Cm	S	210	240	W	300	330
Cc						

Date: _____ Radio on _____

(D)

For	N	30	60	E	120	150
Steer						
For	S	210	240	W	300	330
Steer						

DATE: _____ RADIO ON _____

(E)

DEFENSE DE FUMER

(F)

NO SMOKING

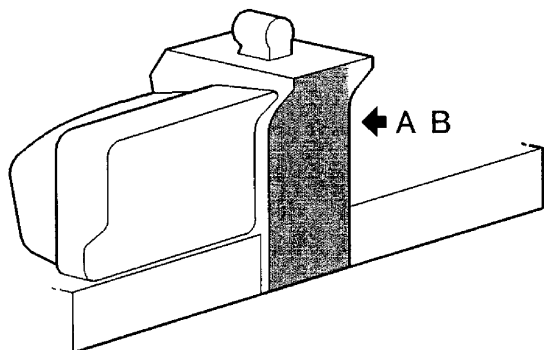
(G)


RAUCHEN VERBOTEN

Central console
Figure 1

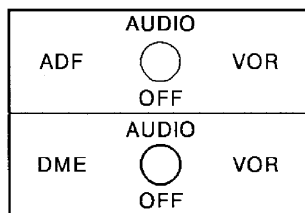
I4113003AAAADVZ14000

A - "VOR, DME" label
B - "VOR, ADF, SPKR" label

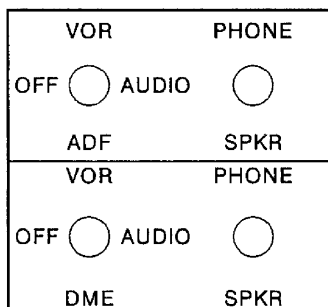


 Variante de localisation
Alternate location

(A)



(B)

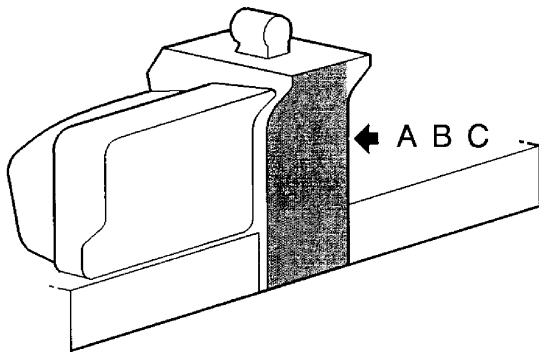



14113003AAA DVZ14100

Central console
Figure 2 - With VHF

AAAA
Validity : S / N 1 - 9999

- A - "WARNING" label (French)
- B - "WARNING" label (English)
- C - "WARNING" label (German)



 Variante de localisation
Alternate location

(A)

ATTENTION

ETEINDRE LES FEUX A ECLATS LORS DE ROULAGE A PROXIMITE D UN AUTRE AVION OU LORS D UN VOL A TRAVERS LES NUAGES, LE BROUILLARD OU LA BRUME

(B)

WARNING

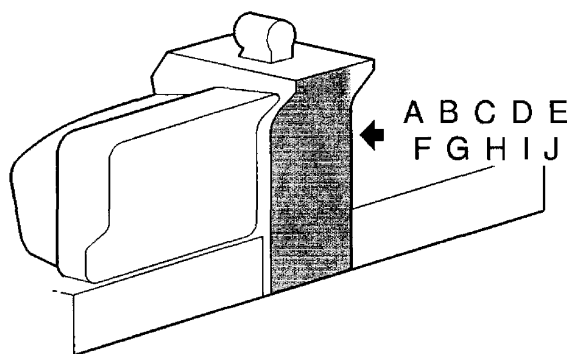
TURN OFF STROBE LIGHTS WHEN TAXIING IN VICINITY OF OTHER AIRCRAFT, OR DURING FLIGHT THROUGH CLOUD, FOG OR HAZE.

(C)


WARNUNG

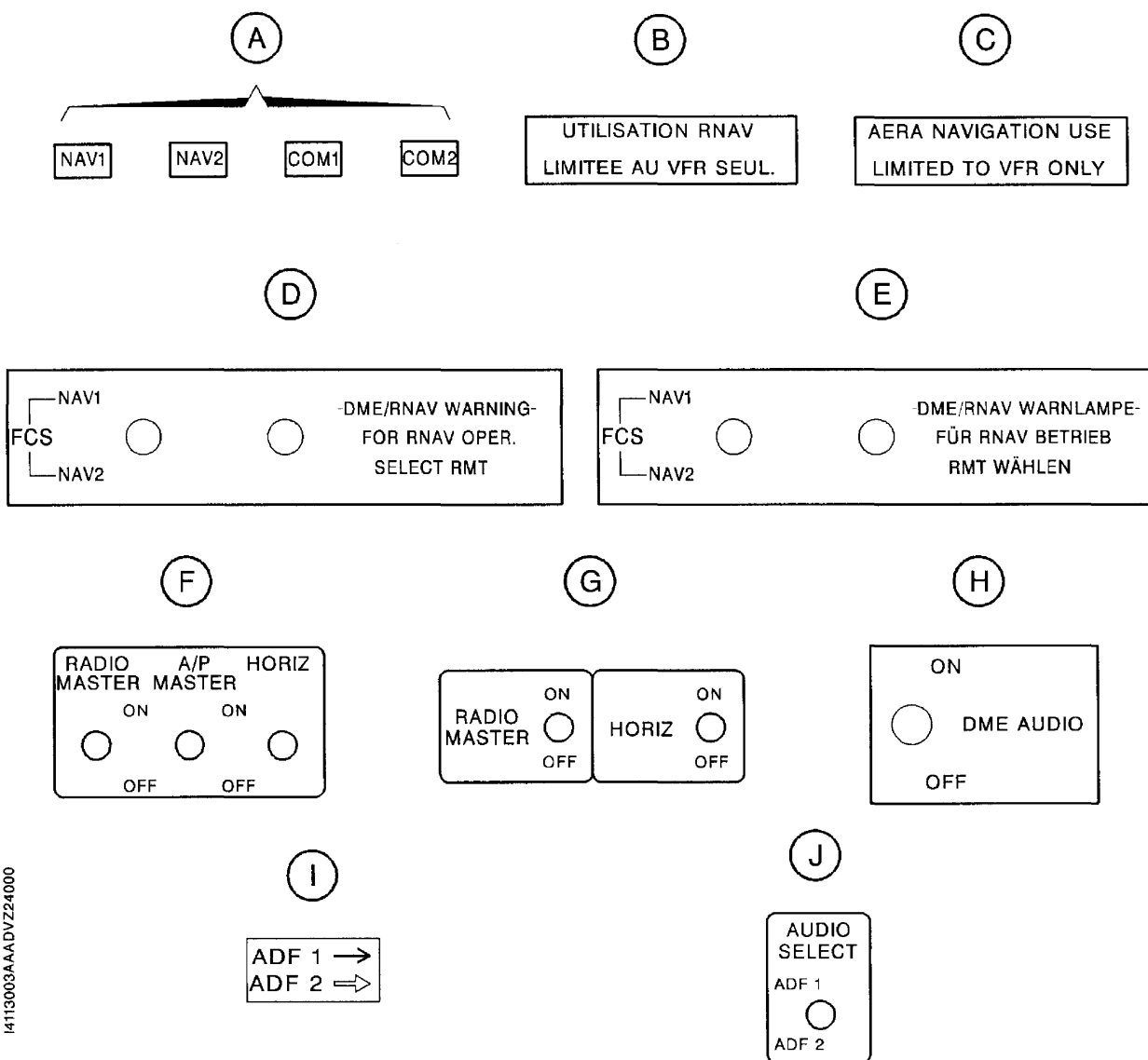
BEI ROLLEN IN DER NAEHE EINES FLUGZEUGS ODER WAEHREND EINES FLUGS DURCH WOLKEN, NEBEL ODER DUFT, DIE BLITZLEUCHTTEN AUSSCHALTEN

Central console
Figure 3 - With strobe lights



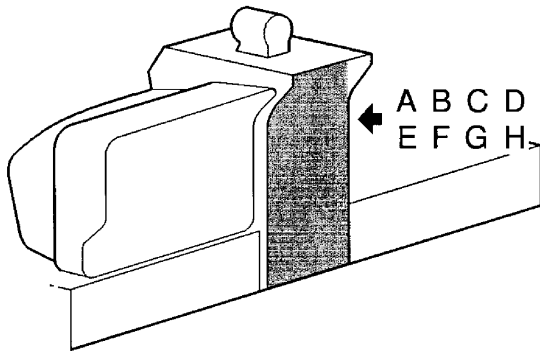
- A - "NAV1, NAV2, COM1, COM2" label
- B - RANV instruction placard (French)
- C - RANV instruction placard (English)
- D - Placard for DME/RNAV (English)
- E - Placard for DME/RNAV (German)
- F - "DME AUDIO" label
- G - "RADIO, A/P MASTER, HORIZ" label
- H - "RADIO MASTER, HORIZ" label
- I - "ADF1, ADF2" label
- J - "AUDIO SELECT" label

 Variante de localisation
Alternate location




I4113003AAA DVZ24000

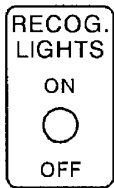
Central console
Figure 4 - With Radio COM and Radio NAV



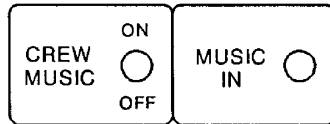
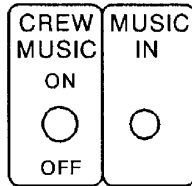
- A - "RECOG. LIGHTS" label
- B - "CREW MUSIC, MUSIC IN" label
- C - "MARKER" label
- D - "AUTOPILOT" label
- E - "STORM" label
- F - "PHONE" label
- G - "ASSIGNED ALTITUDE" label
- H - "ENGINE HOURS" label

 Variante de localisation
Alternate location

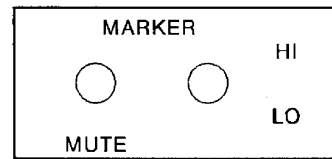
(A)



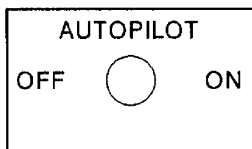
(B)



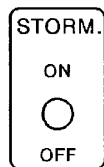
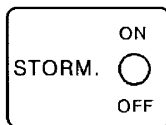
(C)




(D)



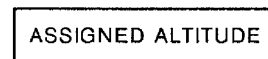
(E)



(F)



(G)

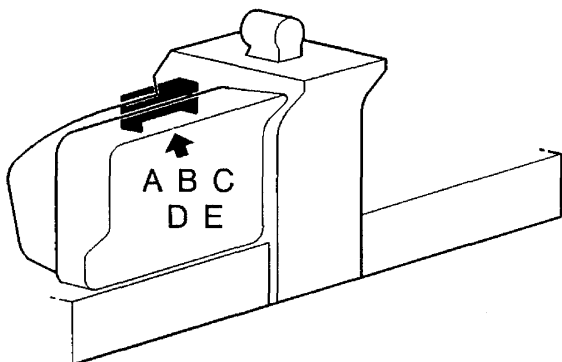


(H)

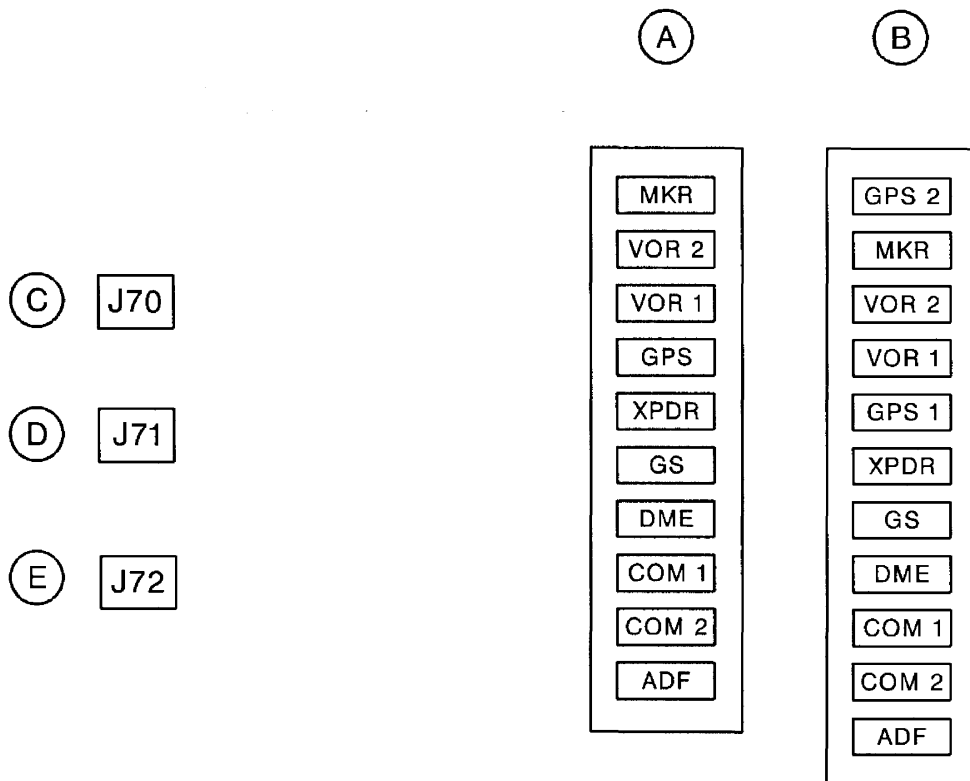


I4113003AAA DVZ24100

Central console
Figure 5 - Option



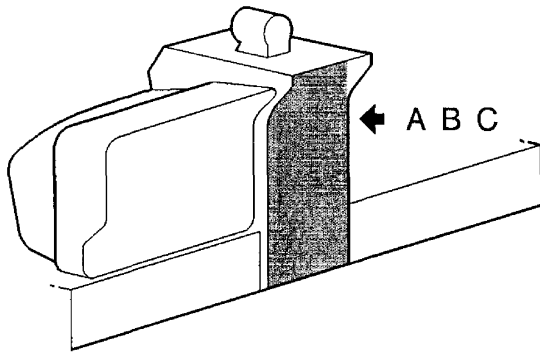
- A - Label for coaxial connector
- B - Label for coaxial connector
- C - Connector label
- D - Connector label
- E - Connector label




I4113003AAADVZ24200

Central console
Figure 6 - Option

AAAA
Validity : S / N 1 - 9999



- A - Label for engine monitoring cluster use (French)
- B - Label for engine monitoring cluster use (English)
- C - Label for engine monitoring cluster use (German)

 Variante de localisation
Alternate location

A	SI LA TENSION EST INFÉRIEURE A 13 VOLTS (EN DESSOUS DE LA PLAGE VERTE), LA QUANTITE CARBURANT EST SURESTIMEE
B	IF VOLTAGE IS LOWER THAN 13 VOLTS (BELOW GREEN RANGE) FUEL QUANTITY IS OVER-ESTIMATED
C	WENN DIE SPANNUNG UNTER 13 VOLTS (UNTER DEM GRÜNEN BOGEN) IST, IST DIE KRAFTSTOFFMENGE ÜBERBEWERTET

I4113003AAAAXZ24100

Central console
Figure 7 - 14-volt aircraft, Post-SB 10-099-28

AAAA
Validity : S / N 1 - 9999

11-35-00 (BA)

Page 8
SEP 02

**PEDESTAL
DESCRIPTION**

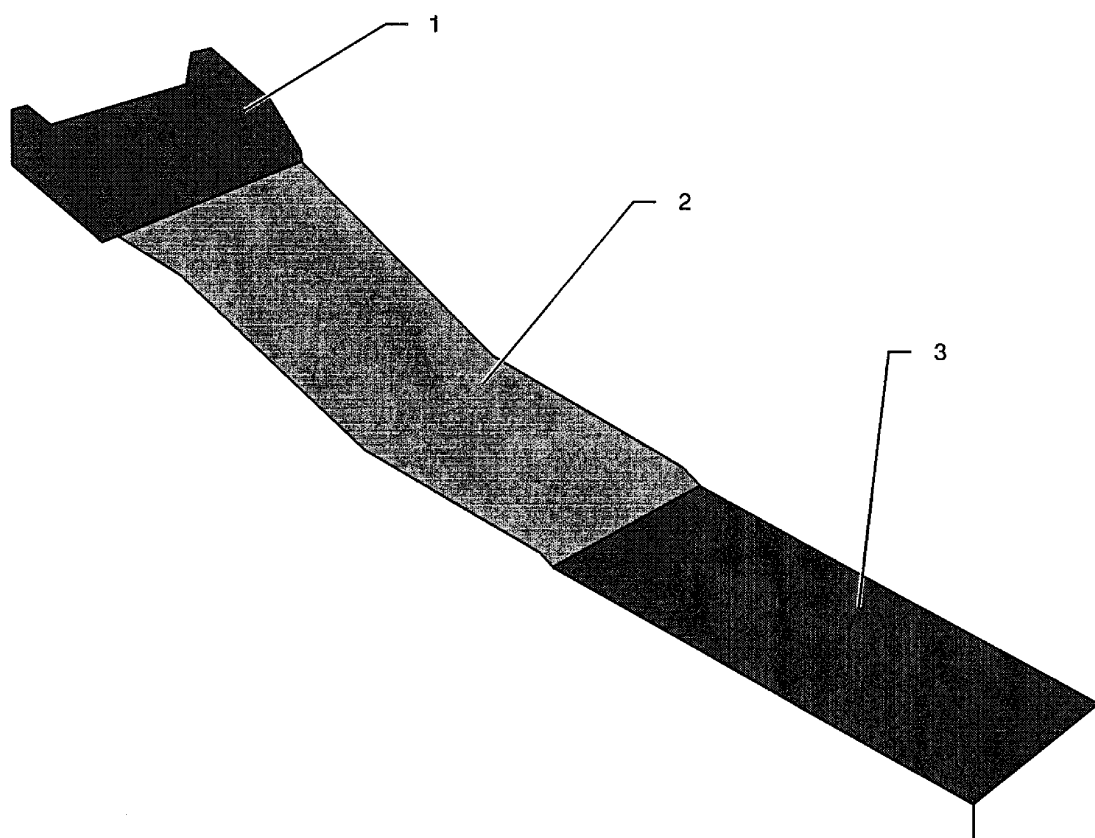
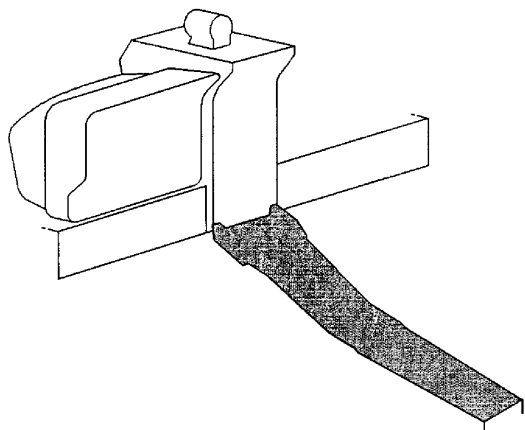
1. GENERAL (Figure 1)

Standard interior placards and markings are identified and positioned at their relative locations on the aircraft.

- front pedestal - refer to 11-36-01,
- pedestal - central part - refer to 11-36-02,
- pedestal - rear part - refer to 11-36-03.

Placards and markings related to options may be represented. If they are not represented, refer to the Illustrated Parts Catalog.

- 1 - Front pedestal
- 2 - Pedestal - central part
- 3 - Pedestal - rear part



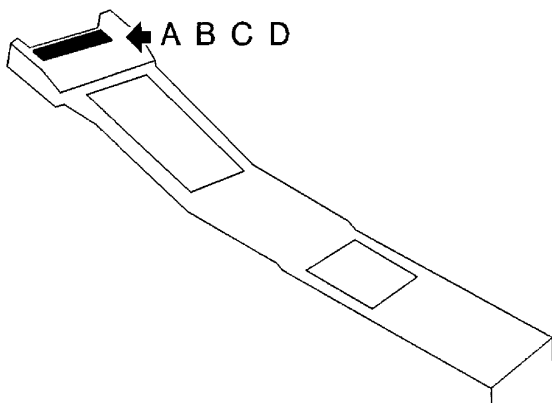
I4113000AAAAGWZ14000

Pedestal - Description
Figure 1

AAAA
Validity : S / N 1 - 9999

11-36-00 (BA)

Page 2
SEP 02

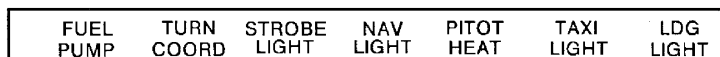


- A - Switch-breaker label (not valid for English-speaking countries)
- B - Switch-breaker label (valid for English-speaking countries)
- C - Label of switch-breaker values (valid for English-speaking countries)
- D - Label of switch-breaker values (variant, valid for English-speaking countries)

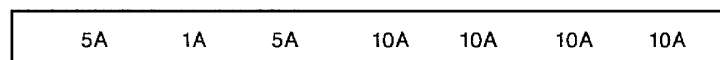
(A)



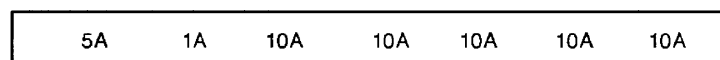
(B)



(C)



(D)

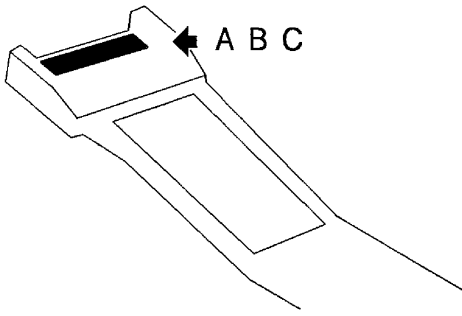


I4113004AAADVZ4002

Front pedestal
Figure 1 - S / N 1 - 587, 589 - 599, 601 - 609

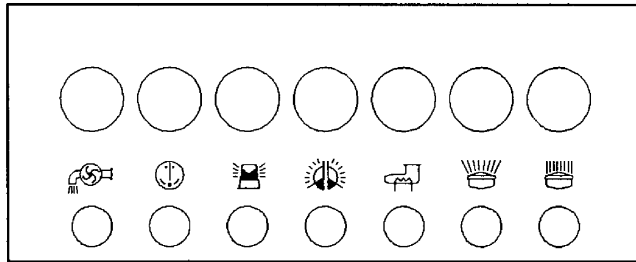
AAAA
Validity : S / N 1 - 9999

11-36-01 (BA)

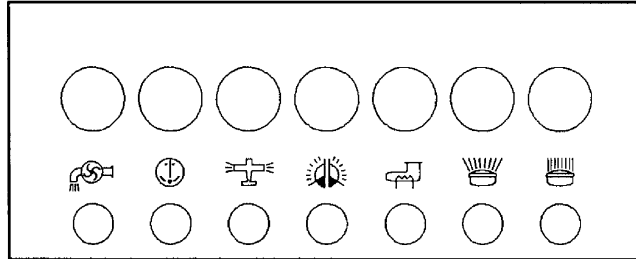


- A - Switch-breaker placard (not valid for English-speaking countries)
- B - Switch-breaker placard (variant, not valid for English-speaking countries)
- C - Switch-breaker placard (variant, not valid for English-speaking countries)

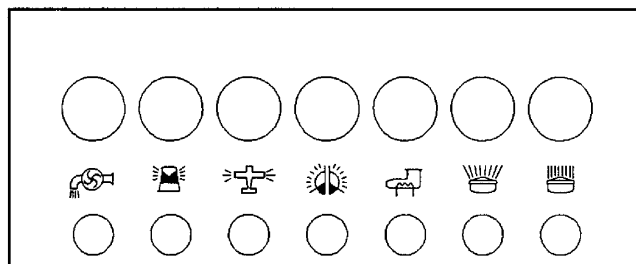
(A)



(B)



(C)



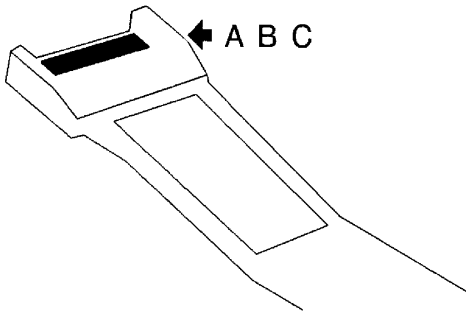
I4113004AAA EYZ4002

Front pedestal
Figure 1A (1/2) - S / N - 588, 600, 610 - 9999

AAAA
Validity : S / N 1 - 9999

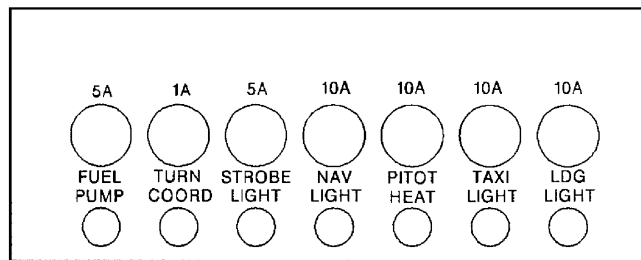
11-36-01 (BA)

Page 2
SEP 02

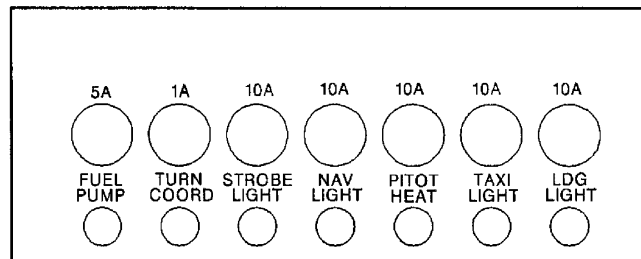


- A - Switch-breaker placard (valid for English-speaking countries)
- B - Switch-breaker placard (variant, valid for English-speaking countries)
- C - Switch-breaker placard (variant, valid for English-speaking countries)

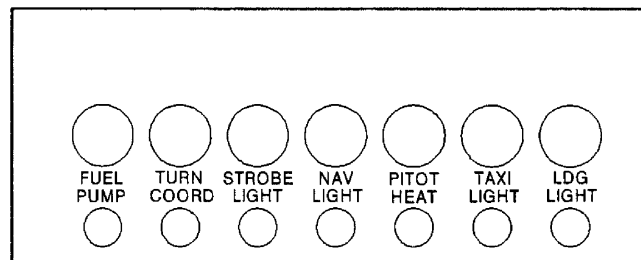
(A)



(B)



(C)



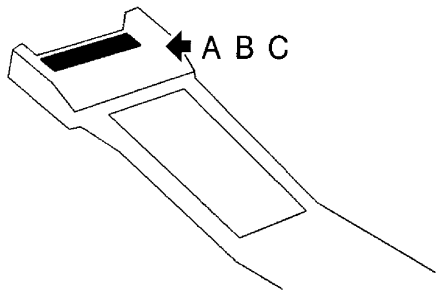
I4113004AAAAEVZ4102

Front pedestal
Figure 1A (2/2) - S / N - 588, 600, 610 - 9999

AAAA
Validity : S / N 1 - 9999

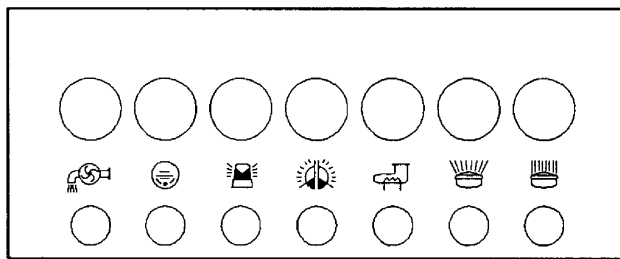
11-36-01 (BA)

Page 3
SEP 02

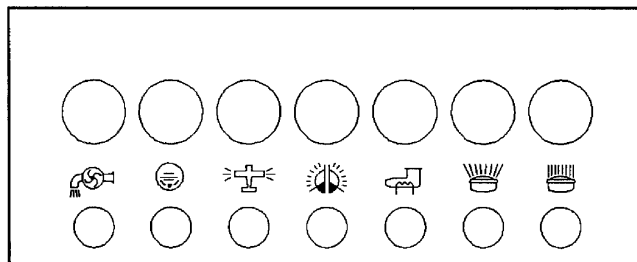


- A - Switch-breaker placard (not valid for English-speaking countries)
- B - Switch-breaker placard (variant, not valid for English-speaking countries)
- C - Switch-breaker placard (valid for English-speaking countries)

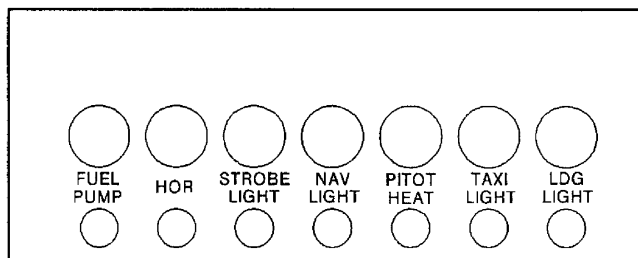
(A)



(B)

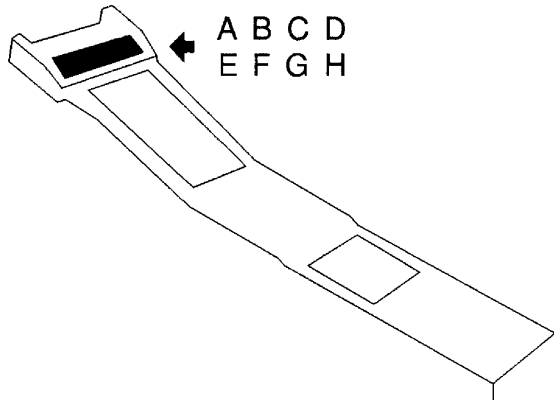


(C)

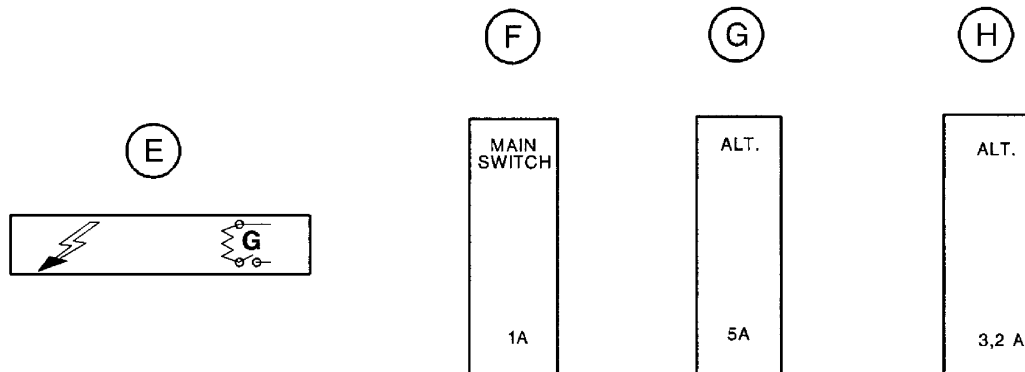
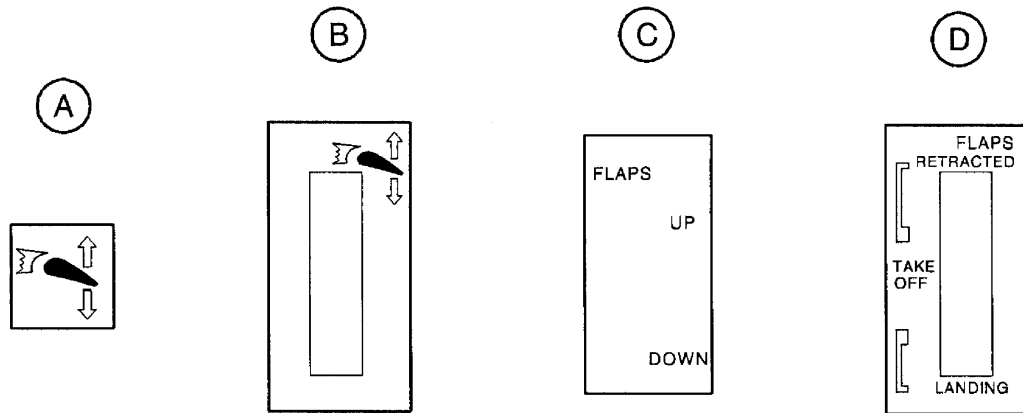


Front pedestal
Figure 1B - With electric horizon

I4113004AAAEEVZ4202



- A - Flap placard (not valid for English-speaking countries)
- B - Flap placard (variant, not valid for English-speaking countries)
- C - Flap placard (valid for English-speaking countries)
- D - Flap placard (variant, valid for English-speaking countries)
- E - Switch-breaker placard (not valid for English-speaking countries)
- F - Switch-breaker placard (valid for English-speaking countries)
- G - Switch-breaker placard (valid for English-speaking countries)
- H - Switch-breaker placard (variant, valid for English-speaking countries)



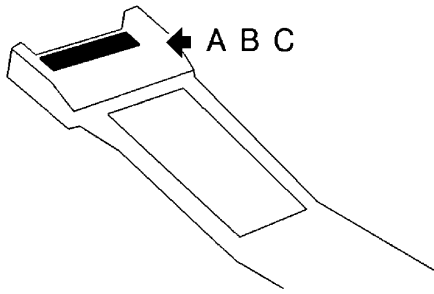
14113004AAAADVZ14000

Front pedestal
Figure 2 - S / N 1 - 587, 589 - 599, 601 - 609

AAAA
Validity : S / N 1 - 9999

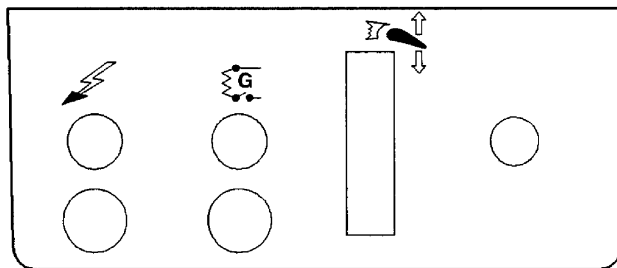
11-36-01 (BA)

Page 5
SEP 02

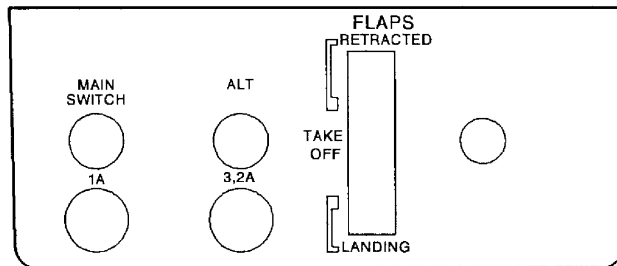


- A - Switch-breaker and flap placard (not valid for English-speaking countries)
- B - Switch-breaker and flap placard (valid for English-speaking countries)
- C - Switch-breaker and flap placard (variant, valid for English-speaking countries)

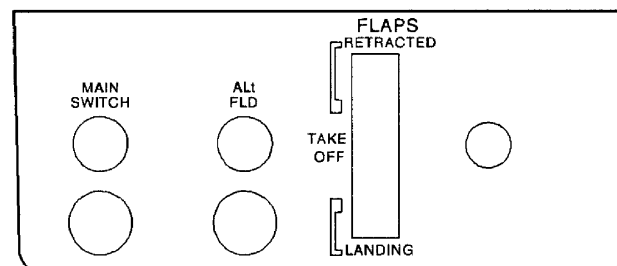
(A)



(B)

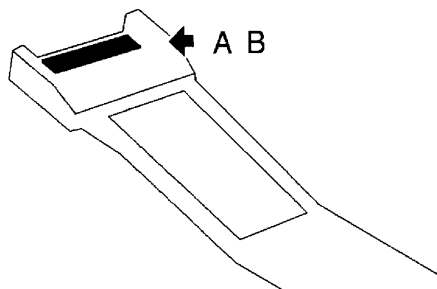


(C)



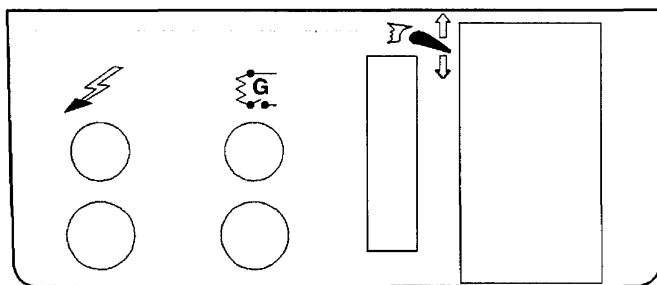
I4113004AAAEEVZ14002

Front pedestal
Figure 2A - S / N 588, 600, 610 - 9999, Without flap preselection

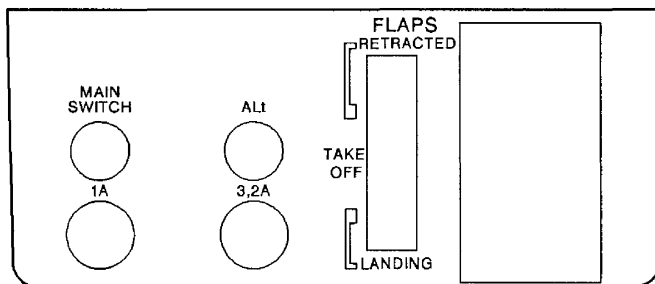


- A - Switch-breaker and flap placard (not valid for English-speaking countries)
- B - Switch-breaker and flap placard (valid for English-speaking countries)

(A)



(B)



I4113004AAA/EVZ/1:102

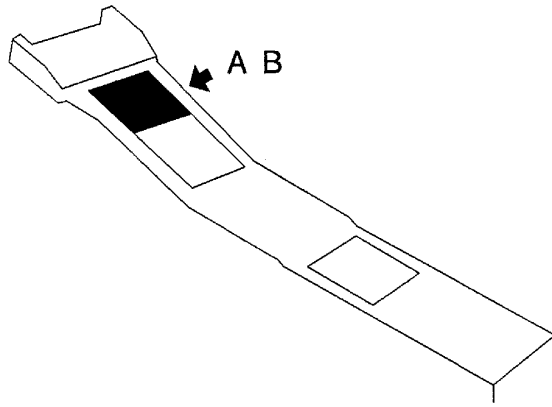
Front pedestal
Figure 2B - S / N 588, 600, 610 - 9999, With flap preselection

AAAA
Validity : S / N 1 - 9999

11-36-01 (BA)

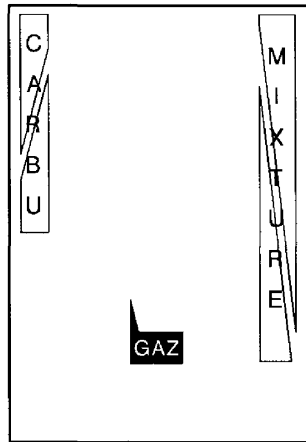
Page 7
SEP 02

PAGE INTENTIONALLY LEFT BLANK

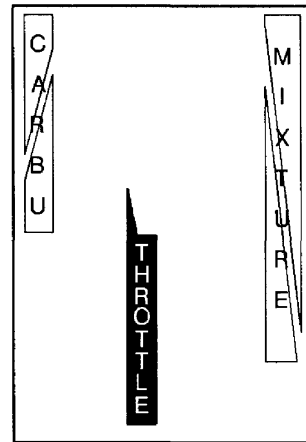


- A - Engine control label (not valid for English-speaking countries)
- B - Engine control label (valid for English-speaking countries)

(A)



(B)



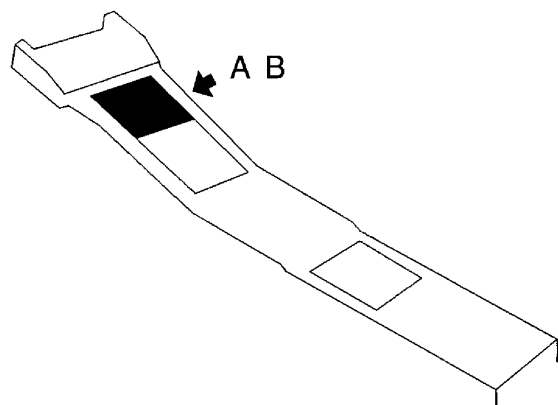
I4113004AAA FVZ4002

Pedestal - Central part
Figure 1 - With fixed-pitch propeller

AAAA
Validity : S / N 1 - 9999

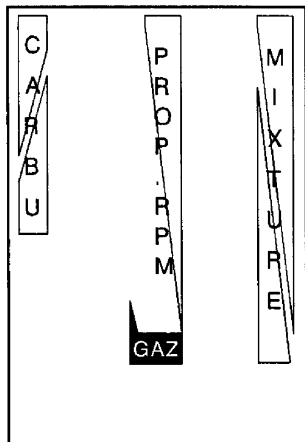
11-36-02 (BA)

Page 1
SEP 02

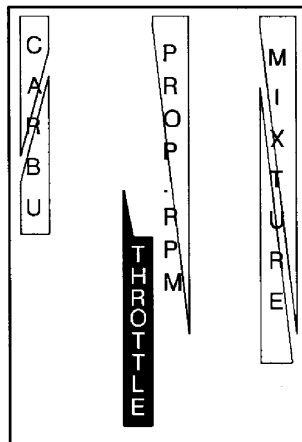


- A - Engine control label (not valid for English-speaking countries)
- B - Engine control label (valid for English-speaking countries)

(A)



(B)



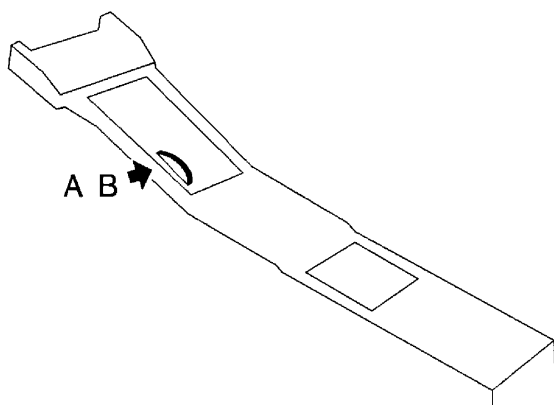
I4113004AAA FVZ4102

Pedestal - Central part
Figure 1A - S / N 1 - 764, 766 - 878, With constant-speed propeller

AAAA
Validity : S / N 1 - 9999

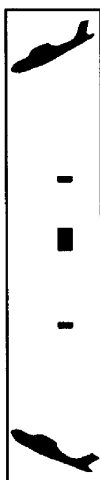
11-36-02 (BA)

Page 2
SEP 02

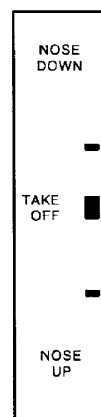


- A - Elevator trim tab label (not valid for English-speaking countries)
- B - Elevator trim tab label (valid for English-speaking countries)

(A)



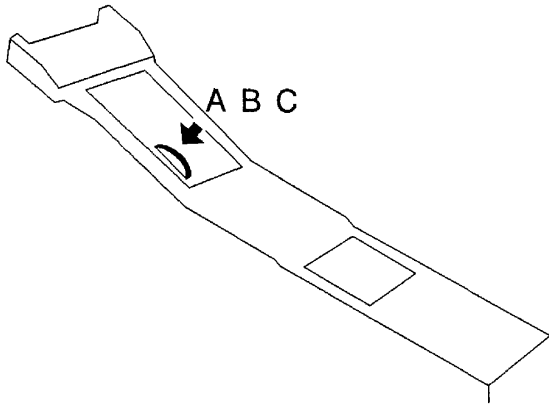
(B)



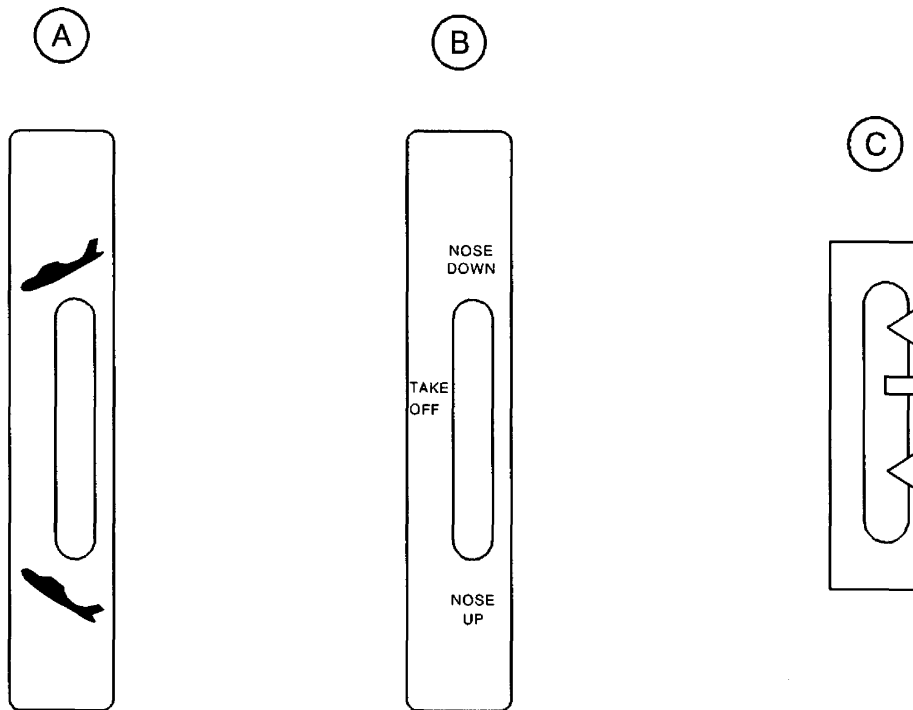
I4113004AAA FVZ4202

Pedestal - Central part
Figure 2 - S / N 1 - 587, 589 - 599, 601 - 609

AAAA
Validity : S / N 1 - 9999



- A - Upper label of elevator trim tab (not valid for English-speaking countries)
- B - Upper label of elevator trim tab (valid for English-speaking countries)
- C - Lower label of elevator trim tab



14113004AAA FVZ14002

Pedestal - Central part
Figure 2A - S / N 588, 600, 610 - 9999

AAAA
Validity : S / N 1 - 9999

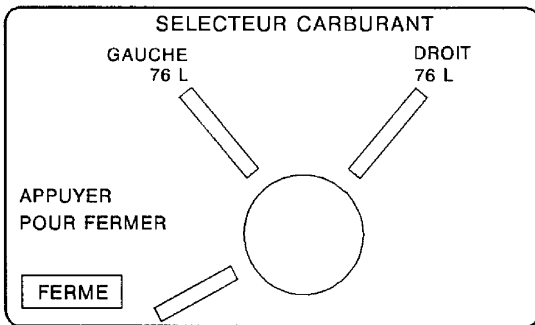
11-36-02 (BA)

Page 4
SEP 02

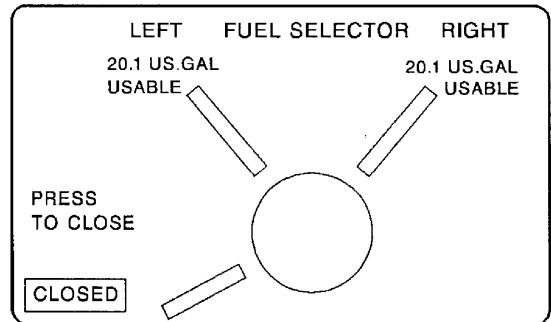


- A - Fuel selector label (French)
- B - Fuel selector label (English, not valid for Australia)
- C - Fuel selector label (Australia)
- D - Fuel selector label (German)

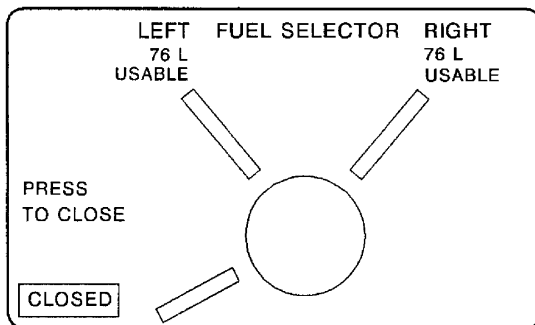
(A)



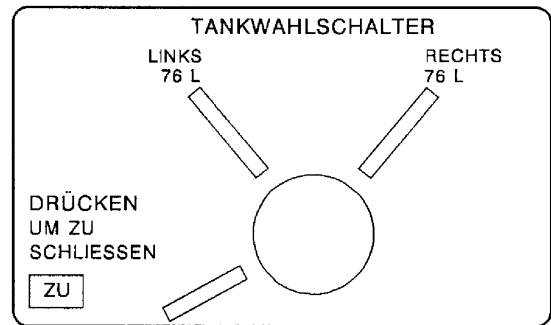
(B)



(C)

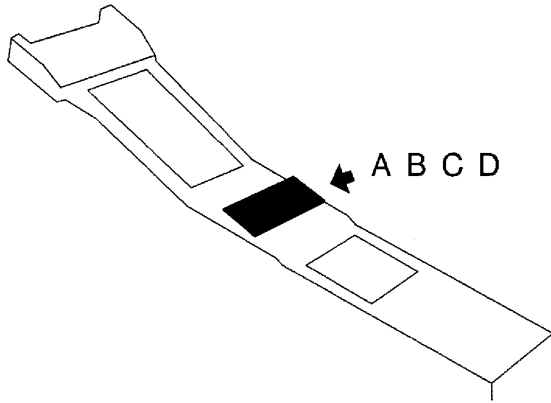


(D)



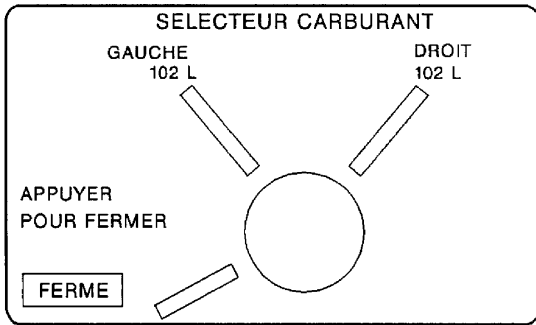
M113004AAACYZ4002

Pedestal - Rear part
Figure 1 - With fuel tanks 20.1 US Gal (76 liters)

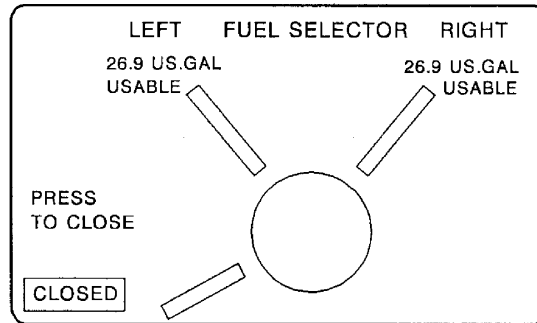


- A - Fuel selector label (French)
- B - Fuel selector label (English, not valid for Australia)
- C - Fuel selector label (Australia)
- D - Fuel selector label (German)

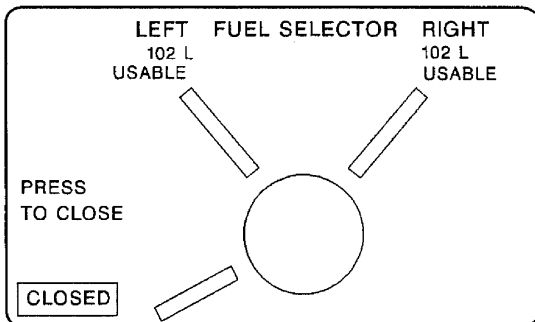
(A)



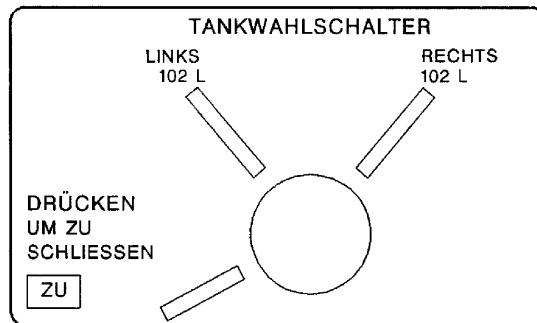
(B)



(C)

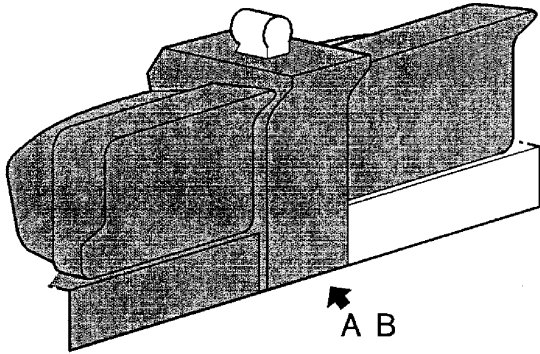


(D)



14113004AAACYZ4102


Pedestal - Rear part
Figure 1A - With fuel tanks 26.9 US Gal (102 liters)




- A - Air data tube and hose label
- B - Air data tube and hose label

Variante de localisation
Alternate location

(A)



(B)



I4113004AAAAMWZ4002

Miscellaneous
Figure 1

AAAA
Validity : S / N 1 - 9999

11-37-00 (BA)

Page 1
SEP 02

PAGE INTENTIONALLY LEFT BLANK