

27

**FLIGHT
CONTROLS**

CHAPTER 27
 FLIGHT CONTROLS
 LIST OF EFFECTIVE PAGES

CH-SECT	UNIT-FIG	PAGE	DATE	CH-SECT	UNIT-FIG	PAGE	DATE
LEP		1 *	NOV 30/18	27-20-03	1B	0 *	NOV 30/18
LEP		2 *	NOV 30/18	27-20-03	1B	1 *	NOV 30/18
TOC		1 *	NOV 30/18	27-20-03	2	0 *	NOV 30/18
TOC		2 *	NOV 30/18	27-20-03	2	1 *	NOV 30/18
TOC		3 *	NOV 30/18	27-20-03	2	2 *	NOV 30/18
TOC		4 *	NOV 30/18	27-20-03	2	3 *	NOV 30/18
TOC		5 *	NOV 30/18	27-20-03	3	0 *	NOV 30/18
27-00-00	1	0 *	NOV 30/18	27-20-03	3	1 *	NOV 30/18
27-00-00	1	1 *	NOV 30/18	27-20-03	3	2 *	NOV 30/18
27-10-00	1	0 *	NOV 30/18	27-20-03	3	3 *	NOV 30/18
27-10-00	1	1 *	NOV 30/18	27-30-00	1	0 *	NOV 30/18
27-10-01	1	0 *	NOV 30/18	27-30-00	1	1 *	NOV 30/18
27-10-01	1	1 *	NOV 30/18	27-30-01	1	0 *	NOV 30/18
27-10-01	2	0 *	NOV 30/18	27-30-01	1	1 *	NOV 30/18
27-10-01	2	1 *	NOV 30/18	27-30-01	2	0 *	NOV 30/18
27-10-01	2	2 *	NOV 30/18	27-30-01	2	1 *	NOV 30/18
27-10-01	2	3 *	NOV 30/18	27-30-01	2	2 *	NOV 30/18
27-10-02	1	0 *	NOV 30/18	27-30-01	2	3 *	NOV 30/18
27-10-02	1	1 *	NOV 30/18	27-30-02	1	0 *	NOV 30/18
27-10-02	2	0 *	NOV 30/18	27-30-02	1	1 *	NOV 30/18
27-10-02	2	1 *	NOV 30/18	27-30-02	1	2 *	NOV 30/18
27-10-02	2	2 *	NOV 30/18	27-30-02	1	3 *	NOV 30/18
27-10-02	2	3 *	NOV 30/18	27-30-02	1A	0 *	NOV 30/18
27-20-00	1	0 *	NOV 30/18	27-30-02	1A	1 *	NOV 30/18
27-20-00	1	1 *	NOV 30/18	27-30-02	1A	2 *	NOV 30/18
27-20-01	1	0 *	NOV 30/18	27-30-02	1A	3 *	NOV 30/18
27-20-01	1	1 *	NOV 30/18	27-30-02	2	0 *	NOV 30/18
27-20-01	1	2 *	NOV 30/18	27-30-02	2	1 *	NOV 30/18
27-20-01	1	3 *	NOV 30/18	27-30-02	3	0 *	NOV 30/18
27-20-01	2	0 *	NOV 30/18	27-30-02	3	1 *	NOV 30/18
27-20-01	2	1 *	NOV 30/18	27-30-03	1	0 *	NOV 30/18
27-20-01	3	0 *	NOV 30/18	27-30-03	1	1 *	NOV 30/18
27-20-01	3	1 *	NOV 30/18	27-30-03	1	2 *	NOV 30/18
27-20-02	1	0 *	NOV 30/18	27-30-03	1	3 *	NOV 30/18
27-20-02	1	1 *	NOV 30/18	27-30-03	1A	0 *	NOV 30/18
27-20-03	1	0 *	NOV 30/18	27-30-03	1A	1 *	NOV 30/18
27-20-03	1	1 *	NOV 30/18	27-30-03	1A	2 *	NOV 30/18
27-20-03	1	2 *	NOV 30/18	27-30-03	1A	3 *	NOV 30/18
27-20-03	1	3 *	NOV 30/18	27-30-03	1B	0 *	NOV 30/18
27-20-03	1A	0 *	NOV 30/18	27-30-03	1B	1 *	NOV 30/18
27-20-03	1A	1 *	NOV 30/18	27-30-03	1B	2 *	NOV 30/18

* THE ASTERISK INDICATES PAGES CHANGED, ADDED OR DELETED

27 - LIST OF EFFECTIVE PAGES

CH-SECT				CH-SECT			
UNIT-FIG	PAGE		DATE	UNIT-FIG	PAGE		DATE
27-30-03	1B	3 *	NOV 30/18	27-30-04	1C	0 *	NOV 30/18
27-30-03	2	0 *	NOV 30/18	27-30-04	1C	1 *	NOV 30/18
27-30-03	2	1 *	NOV 30/18	27-30-05	1	0 *	NOV 30/18
27-30-03	2A	0 *	NOV 30/18	27-30-05	1	1 *	NOV 30/18
27-30-03	2A	1 *	NOV 30/18	27-30-05	1	2 *	NOV 30/18
27-30-03	2A	2 *	NOV 30/18	27-30-05	1	3 *	NOV 30/18
27-30-03	2A	3 *	NOV 30/18	27-50-00	1	0 *	NOV 30/18
27-30-03	3	0 *	NOV 30/18	27-50-00	1	1 *	NOV 30/18
27-30-03	3	1 *	NOV 30/18	27-50-01	1	0 *	NOV 30/18
27-30-03	3	2 *	NOV 30/18	27-50-01	1	1 *	NOV 30/18
27-30-03	3	3 *	NOV 30/18	27-50-01	1	2 *	NOV 30/18
27-30-03	3A	0 *	NOV 30/18	27-50-01	1	3 *	NOV 30/18
27-30-03	3A	1 *	NOV 30/18	27-50-01	1A	0 *	NOV 30/18
27-30-03	3A	2 *	NOV 30/18	27-50-01	1A	1 *	NOV 30/18
27-30-03	3A	3 *	NOV 30/18	27-50-01	1A	2 *	NOV 30/18
27-30-03	3B	0 *	NOV 30/18	27-50-01	1A	3 *	NOV 30/18
27-30-03	3B	1 *	NOV 30/18	27-50-01	1B	0 *	NOV 30/18
27-30-03	3B	2 *	NOV 30/18	27-50-01	1B	1 *	NOV 30/18
27-30-03	3B	3 *	NOV 30/18	27-50-01	1C	0 *	NOV 30/18
27-30-03	3C	0 *	NOV 30/18	27-50-01	1C	1 *	NOV 30/18
27-30-03	3C	1 *	NOV 30/18	27-50-01	1C	2 *	NOV 30/18
27-30-03	3C	2 *	NOV 30/18	27-50-01	1C	3 *	NOV 30/18
27-30-03	3C	3 *	NOV 30/18	27-50-02	1	0 *	NOV 30/18
27-30-03	4	0 *	NOV 30/18	27-50-02	1	1 *	NOV 30/18
27-30-03	4	1 *	NOV 30/18	27-50-02	1A	0 *	NOV 30/18
27-30-03	4	2 *	NOV 30/18	27-50-02	1A	1 *	NOV 30/18
27-30-03	4	3 *	NOV 30/18	27-50-02	1A	2 *	NOV 30/18
27-30-03	4A	0 *	NOV 30/18	27-50-02	1A	3 *	NOV 30/18
27-30-03	4A	1 *	NOV 30/18	27-50-02	1B	0 *	NOV 30/18
27-30-03	4A	2 *	NOV 30/18	27-50-02	1B	1 *	NOV 30/18
27-30-03	4A	3 *	NOV 30/18	27-50-02	1B	2 *	NOV 30/18
27-30-03	5	0 *	NOV 30/18	27-50-02	1B	3 *	NOV 30/18
27-30-03	5	1 *	NOV 30/18	27-50-02	1C	0 *	NOV 30/18
27-30-03	5A	0 *	NOV 30/18	27-50-02	1C	1 *	NOV 30/18
27-30-03	5A	1 *	NOV 30/18	27-50-03	1	0 *	NOV 30/18
27-30-03	6	0 *	NOV 30/18	27-50-03	1	1 *	NOV 30/18
27-30-03	6	1 *	NOV 30/18	27-50-04	1	0 *	NOV 30/18
27-30-03	6	2 *	NOV 30/18	27-50-04	1	1 *	NOV 30/18
27-30-03	6	3 *	NOV 30/18	27-50-04	1	2 *	NOV 30/18
27-30-04	1	0 *	NOV 30/18	27-50-04	1	3 *	NOV 30/18
27-30-04	1	1 *	NOV 30/18	27-50-04	1	4 *	NOV 30/18
27-30-04	1A	0 *	NOV 30/18				
27-30-04	1A	1 *	NOV 30/18				
27-30-04	1B	0 *	NOV 30/18				
27-30-04	1B	1 *	NOV 30/18				

* THE ASTERISK INDICATES PAGES CHANGED, ADDED OR DELETED

27 - LIST OF EFFECTIVE PAGES

PAGE 2

CHAPTER 27
FLIGHT CONTROLS
TABLE OF CONTENTS

SUBJECT	CHAPTER SECTION FIG. SUBJECT	VALIDITY
FLIGHT CONTROLS	27-00	
FLIGHT CONTROLS	27-00-00 1	S/N 1 - 9999

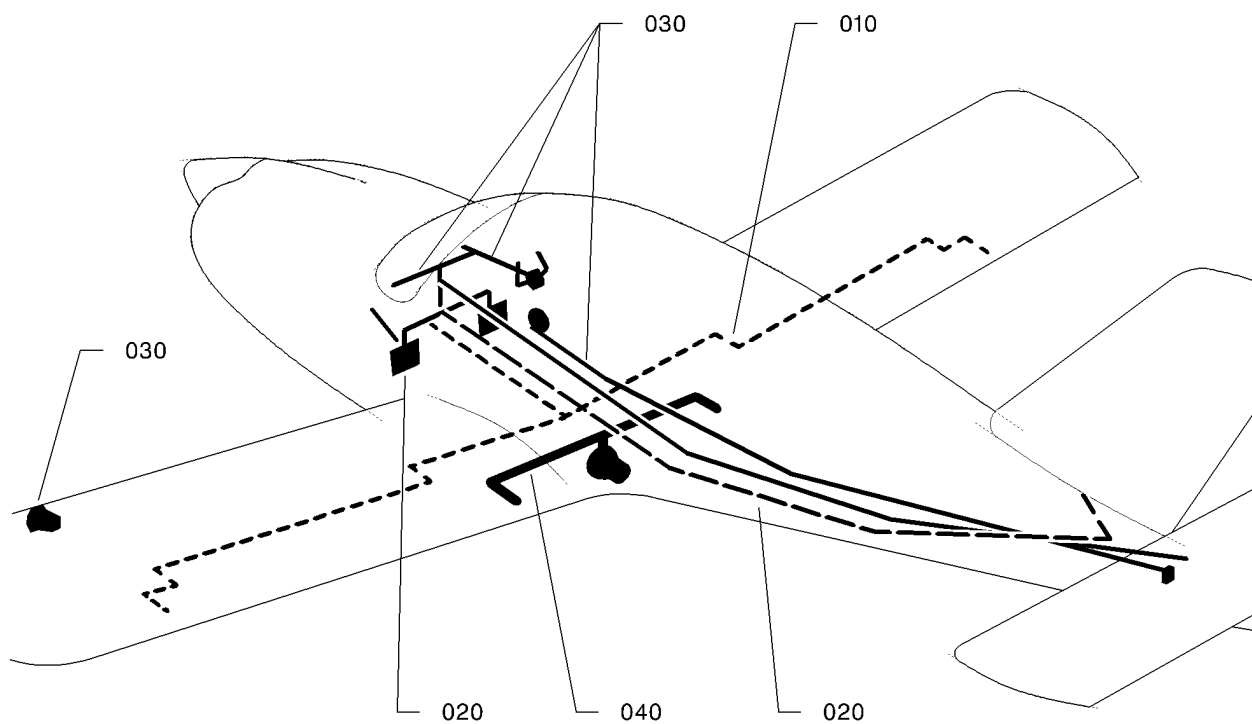
SUBJECT	CHAPTER SECTION FIG. SUBJECT	VALIDITY
ROLL CONTROL	27-10	
ROLL CONTROL	27-10-00 1	S/N 1 - 9999
ROLL CONTROL IN FUSELAGE - TORQUE TUBE	27-10-01 1	S/N 1 - 9999
ROLL CONTROL IN FUSELAGE - BEARING	27-10-01 2	S/N 1 - 9999
ROLL CONTROL IN WINGS - INTERMEDIATE BELLCRANK	27-10-02 1	S/N 1 - 9999
ROLL CONTROL IN WINGS - EXTREME BELLCRANK	27-10-02 2	S/N 1 - 9999

SUBJECT	CHAPTER SECTION FIG. SUBJECT	VALIDITY
YAW CONTROL	27-20	
YAW CONTROL	27-20-00 1	S/N 1 - 9999
RUDDER PEDALS - STRUCTURE	27-20-01 1	S/N 1 - 9999
RUDDER PEDALS - L.H. BRAKE PEDALS	27-20-01 2	S/N 1 - 9999
RUDDER PEDALS - R.H. BRAKE PEDALS	27-20-01 3	S/N 1 - 9999 POST-MOD. 151
YAW/ROLL INTERCONNECTION	27-20-02 1	OPTION
LINKAGE - BELLCRANKS	27-20-03 1	S/N 1 - 399, 413
LINKAGE - BELLCRANKS	27-20-03 1A	S/N 400 - 412, 414 - 450
LINKAGE - BELLCRANKS	27-20-03 1B	S/N 451 - 9999
LINKAGE - RODS	27-20-03 2	S/N 1 - 9999
LINKAGE - INTERCONNECTION	27-20-03 3	S/N 1 - 9999

SUBJECT	CHAPTER SECTION FIG. SUBJECT	VALIDITY
PITCH CONTROL	27-30	
PITCH CONTROL	27-30-00 1	S/N 1 - 9999
CONTROL WHEEL ASSEMBLY	27-30-01 1	S/N 1 - 9999
CONTROL WHEEL ASSEMBLY	27-30-01 2	S/N 1 - 9999
PYLON ASSEMBLY	27-30-02 1	S/N 1 - 749
PYLON ASSEMBLY	27-30-02 1A	S/N 750 - 9999
PYLON ASSEMBLY - UPPER BELLCRANK	27-30-02 2	S/N 1 - 9999
PYLON ASSEMBLY - LOWER BELLCRANK	27-30-02 3	S/N 1 - 9999
ELEVATOR TRIM TAB CONTROL - CONTROL SUPPORT	27-30-03 1	S/N 1 - 274
ELEVATOR TRIM TAB CONTROL SUPPORT	27-30-03 1A	S/N 275 - 587, 589 - 599, 601 - 609
ELEVATOR TRIM TAB CONTROL SUPPORT	27-30-03 1B	S/N 588, 600, 610 - 9999
ELEVATOR TRIM TAB CONTROL - GUIDE	27-30-03 2	S/N 1 - 274
ELEVATOR TRIM TAB CONTROL - CABLE GUIDE	27-30-03 2A	S/N 275 - 9999
ELEVATOR TRIM TAB CONTROL - TRIM ACTUATOR	27-30-03 3	S/N 1 - 274
ELEVATOR TRIM TAB CONTROL - TRIM ACTUATOR	27-30-03 3A	S/N 275 - 593, 595 - 617, AFTER STOCK DEPLETION SEE FIG. 3B
ELEVATOR TRIM TAB CONTROL - TRIM ACTUATOR	27-30-03 3B	S/N 594, 618 - 9999, PRE-MOD. 148, AFTER STOCK DEPLETION SEE FIG. 03C
ELEVATOR TRIM TAB CONTROL - TRIM ACTUATOR	27-30-03 3C	S/N 1 - 9999 POST-MOD. 148
ELEVATOR TRIM TAB CONTROL - TRIM ACTUATOR SUPPORT	27-30-03 4	S/N 1 - 274
ELEVATOR TRIM TAB CONTROL - TRIM ACTUATOR SUPPORT	27-30-03 4A	S/N 275 - 9999
ELEVATOR TRIM TAB CONTROL TRIM LEVER	27-30-03 5	S/N 1 - 274
ELEVATOR TRIM TAB CONTROL TRIM LEVER	27-30-03 5A	S/N 275 - 9999
ELEVATOR TRIM TAB CONTROL TRIM ROD	27-30-03 6	S/N 1 - 9999
STALL WARNING INDICATOR	27-30-04 1	S/N 1 - 274
STALL WARNING INDICATOR	27-30-04 1A	S/N 275 - 764, 766 - 822
STALL WARNING INDICATOR	27-30-04 1B	S/N 823 - 878
STALL WARNING INDICATOR	27-30-04 1C	S/N 765, 879 - 9999
LINKAGE	27-30-05 1	S/N 1 - 9999

27 - TABLE OF CONTENTS

SUBJECT	CHAPTER SECTION FIG. SUBJECT	VALIDITY
FLAPS	27-50	
WING FLAPS	27-50-00 1	S/N 1 - 9999
FLAP ACTUATOR	27-50-01 1	S/N 1 - 822, 850 - 887, 889 - 947
FLAP ACTUATOR	27-50-01 1A	S/N 823 - 849, 888, 948 - 1530
FLAP ACTUATOR	27-50-01 1B	S/N 1531 - 9999 LPMI ACTUATOR
FLAP ACTUATOR	27-50-01 1C	S/N 1531 - 9999 AVIAC ACTUATOR
WING FLAP CONTROL	27-50-02 1	STD S/N 1 - 560
WING FLAP CONTROL	27-50-02 1A	STD S/N 561 - 1795, 1797 - 1804, 1806 - 1817 PRE-MOD. 127
WING FLAP CONTROL	27-50-02 1B	POST-MOD. 127 AND PRE-MOD. 151
WING FLAP CONTROL	27-50-02 1C	S/N 1 - 9999 POST-MOD. 151
RELAYS	27-50-03 1	S/N 823 - 849, 888, 948 - 9999
LINKAGE	27-50-04 1	S/N 1 - 9999



I4270000AAAAYZ4300

FLIGHT CONTROLS
FIGURE 1

27-00-00

FIG. 1
PAGE 0 R

NOV 30/18

FIG.ITEM	PART NUMBER	NOMENCLATURE	EFFECT FROM TO	UNITS PER ASSY	OBS
1 - 1 10 20 30 40	TF27-00-00-01-001 TB27-10-00-01 TB27-20-00-01 TB27-30-00-01 TB27-50-00-01	1234567 FLIGHT CONTROLS .ROLL CONTROL .YAW CONTROL .PITCH CONTROL .WING FLAPS		RF 1 1 1 1	

- ITEM NOT ILLUSTRATED

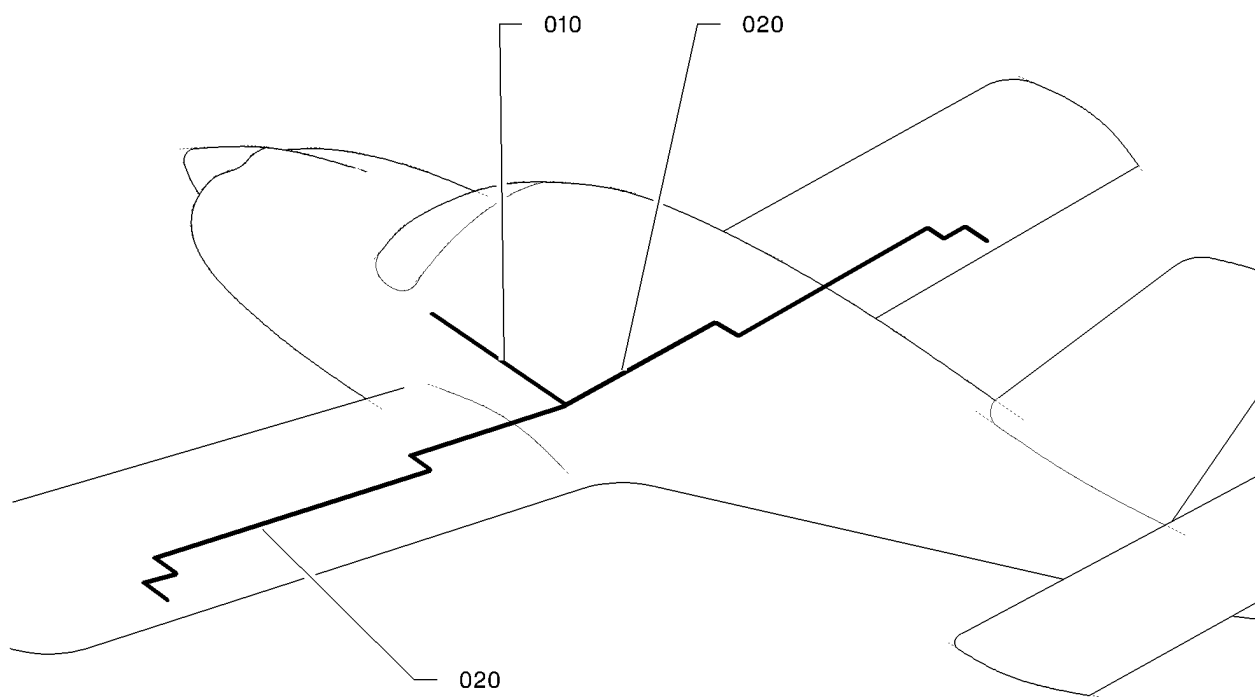
27-00-00

FIG. 1

PAGE 1 R

NOV 30/18

S/N 1 - 9999



I427000AAAAAYZ4500

ROLL CONTROL
FIGURE 1

27-10-00

FIG. 1
PAGE 0 R

NOV 30/18

FIG.ITEM	PART NUMBER	NOMENCLATURE	EFFECT FROM TO	UNITS PER ASSY	OBS
1 - 1 10 20	TB27-10-00-01-001 TB27-10-01-01 TB27-10-02-01	1234567 ROLL CONTROL .ROLL CONTROL IN FUSELAGE .ROLL CONTROL IN WINGS		RF 1 1	

- ITEM NOT ILLUSTRATED

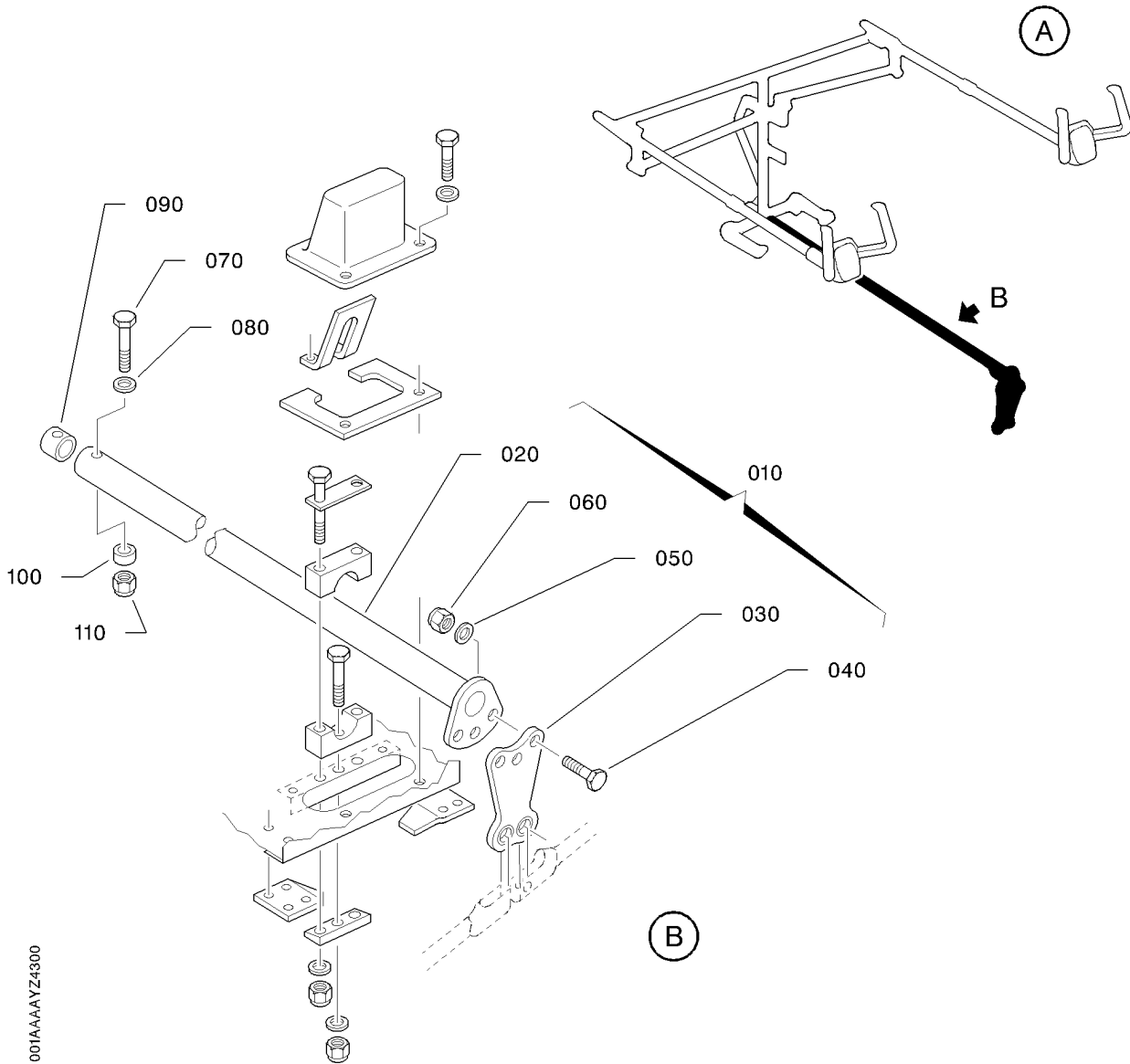
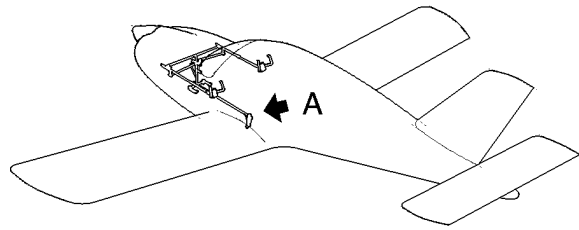
27-10-00

FIG. 1

PAGE 1 R

NOV 30/18

S/N 1 - 9999



14271001AAAYZ4300

ROLL CONTROL IN FUSELAGE - TORQUE TUBE
FIGURE 1

27-10-01

FIG. 1

PAGE 0 R

NOV 30/18

FIG.ITEM	PART NUMBER	NOMENCLATURE	EFFECT FROM TO	UNITS PER ASSY	OBS
		1234567 			
1 - 1	TB27-10-01-01-001	ROLL CONTROL IN FUSELAGE - TORQUE TUBE		RF	
10	TB10 27013003	.TORQUE TUBE S/N 1 - 788 RPLD BY TB10 27013004		1	OR
- 10A	TB10 27013004	.TORQUE TUBE S/N 1 - 9999 RPLS TB10 27013003		1	
20	TB10 27013900	..WELDED TUBE S/N 1 - 788 RPLD BY TB10 27013901		1	OR
- 20A	TB10 27013901	..WELDED TUBE S/N 1 - 9999 RPLS TB10 27013900		1	
30	TB10 27016000	..LEVER ASSY ATTACHING PARTS		1	
40	5101229179	..BOLT VF7411		3	
50	5705389240	..WASHER VF0111 OPT TO NFL23118DG050J MADE BY VF0111		3	
60	5401458239	..NUT OPT TO E25412B50QQVAL MADE BY VF0110		3	R
70	5101229232	..BOLT VF7411		1	
80	5701039240	..WASHER OPT TO ASN 53101 MADE BY VF0111		1	R
90	TB10 09001112	..SPACER		1	
100	5703389240	..WASHER OPT TO 23119DG050J MADE BY VF0111		1	R
110	5401458239	..NUT OPT TO E25412B50QQVAL MADE BY VF0110 * * *		1	R

- ITEM NOT ILLUSTRATED

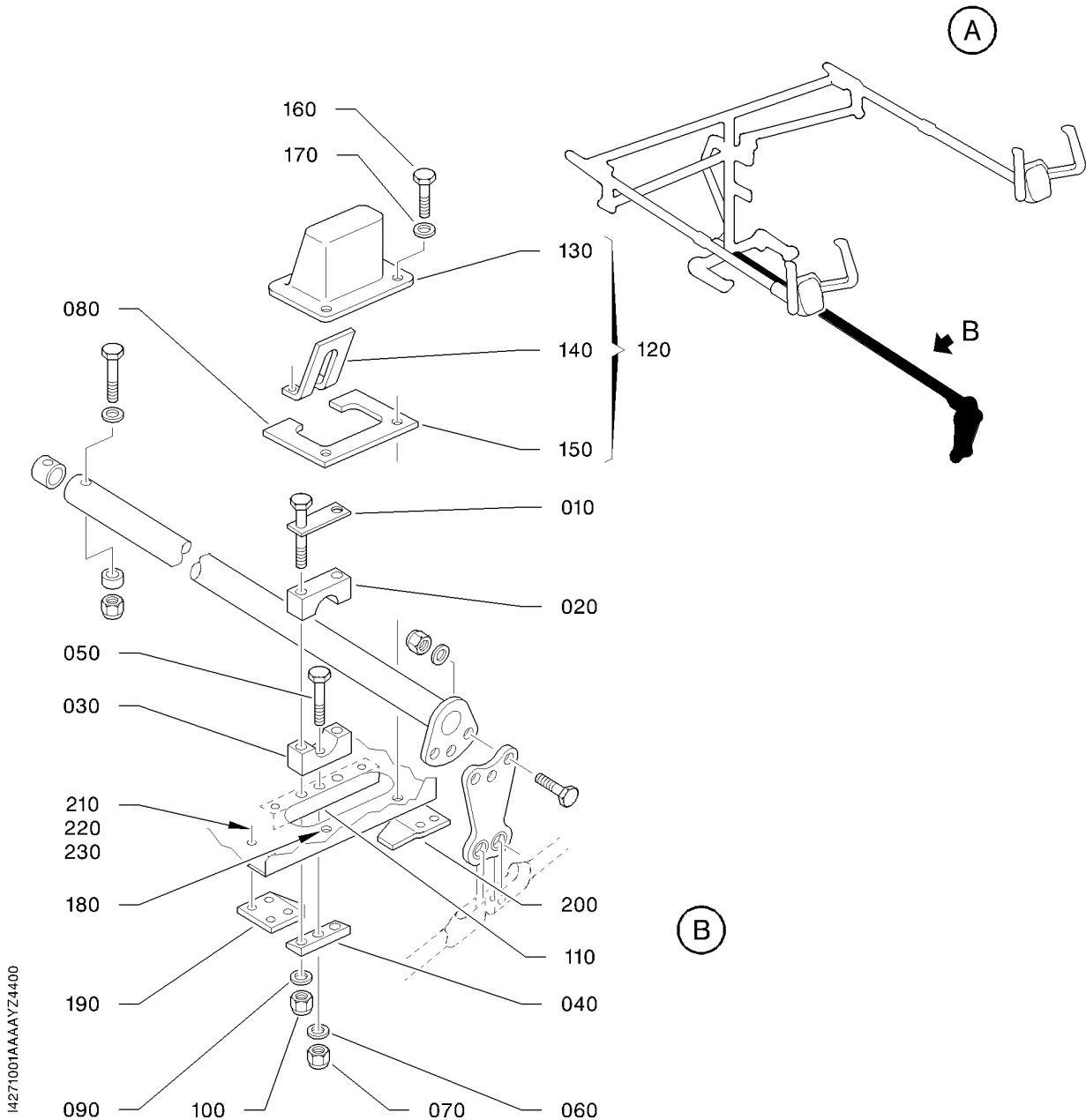
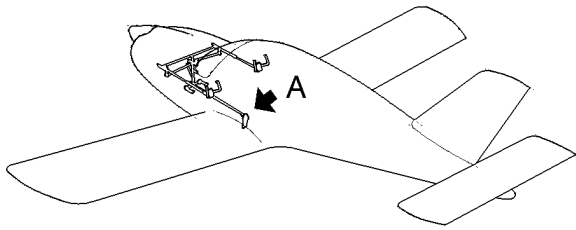
27-10-01

FIG. 1

PAGE 1

NOV 30/18

S/N 1 - 9999



ROLL CONTROL IN FUSELAGE - BEARING
FIGURE 2

14271001AAAAYZ4400

27-10-01

FIG. 2

PAGE 0 R

NOV 30/18

FIG.ITEM	PART NUMBER	NOMENCLATURE		EFFECT FROM TO	UNITS PER ASSY	OBS
		1234567 				
2 - 1	TB27-10-01-02-001		ROLL CONTROL IN FUSELAGE - BEARING		RF	
10	TB10 27004129		.BEARING PLATE RPLD BY TB10 2700412600		1	OR
- 10A	TB10 2700412600		.BEARING PLATE RPLS TB10 27004129		1	
20	TB10 27021100		.HALF-BEARING S/N 1 - 1197 AS SPARES, ORDER BOTH HALF-BEARINGS RPLD BY TB10 27021102		1	OR
- 20A	TB10 27021102		.HALF-BEARING S/N 1 - 9999		1	
30	TB10 27023101		.HALF-BEARING S/N 1 - 1197 AS SPARES, ORDER BOTH HALF-BEARINGS RPLD BY TB10 27023102		1	OR
- 30A	TB10 27023102		.HALF-BEARING S/N 1 - 9999		1	
40	TB10 27024101		.SHIM ATTACHING PARTS		1	
50	5101229093		.BOLT		1	R
60	5705389160		.WASHER OPT TO 23118DG040J MADE BY VF0111		1	R
70	5401458159		.NUT OPT TO E25412B40QQVAL MADE BY VF0110 SUPSD BY 5414468159		1	R
- 70A	5414468159		.NUT OPT TO 4PH135M MADE BY VF0224 SUPSDS 5401458159		1	R
80	5101229259		.BOLT		2	
90	5705389240		.WASHER OPT TO 23118DG050J MADE BY VF0111		2	R
100	5401458239		.NUT OPT TO E25412B50QQVAL MADE BY VF0110 * * *		2	R
110	TB10 21020133		.REINFORCEMENT PLATE		1	OR
120	TB10 27013002		.COWLING ASSY		1	
130	TB10 27013116		..COWLING		1	NP
140	TB10 27013121		..SEAL		1	NP
150	TB10 27013122		..SEAL		1	NP

- ITEM NOT ILLUSTRATED

27-10-01

FIG. 2

PAGE 1

NOV 30/18

S/N 1 - 9999

FIG. ITEM	PART NUMBER	1234567 	NOMENCLATURE	EFFECT FROM TO	UNITS PER ASSY	OBS
2			ATTACHING PARTS			
160	5111943078		..SCREW OPT TO E27116C40Q12AGUL MADE BY VF0110		4	R
170	5701039160		..WASHER OPT TO NFL23111AD040L MADE BY VF0111		4	R
180	5385835514		..NUT * * *		4	R
190	TB10 27013114		.L.H. STOP S/N 1 - 714, 716 - 720, 722, 723, 725 - 733, 735, 739, 740, 748, 750, 754, 758, 759		1	
-190A	TB10 27013138		.L.H. STOP S/N 715, 721, 724, 734, 736 - 738, 741 - 747, 749, 751 - 753, 755 - 757, 760 - 9999		1	
200	TB10 27013115		.R.H. STOP S/N 1 - 714, 716 - 720, 722, 723, 725 - 733, 735, 739, 740, 748, 750, 754, 758, 759		1	
-200A	TB10 27013139		.R.H. STOP S/N 715, 721, 724, 734, 736 - 738, 741 - 747, 749, 751 - 753, 755 - 757, 760 - 9999		1	
210	5101229084		.BOLT		AR	
220	5701039160		.WASHER OPT TO NFL23111AD040L MADE BY VF0111		AR	R
230	5401458159		.NUT OPT TO E25412B40QQVAL MADE BY VF0110 SUPSD BY 5414468159		AR	R
-230A	5414468159		.NUT OPT TO 4PH135M MADE BY VF0224 SUPSDS 5401458159		AR	R

- ITEM NOT ILLUSTRATED

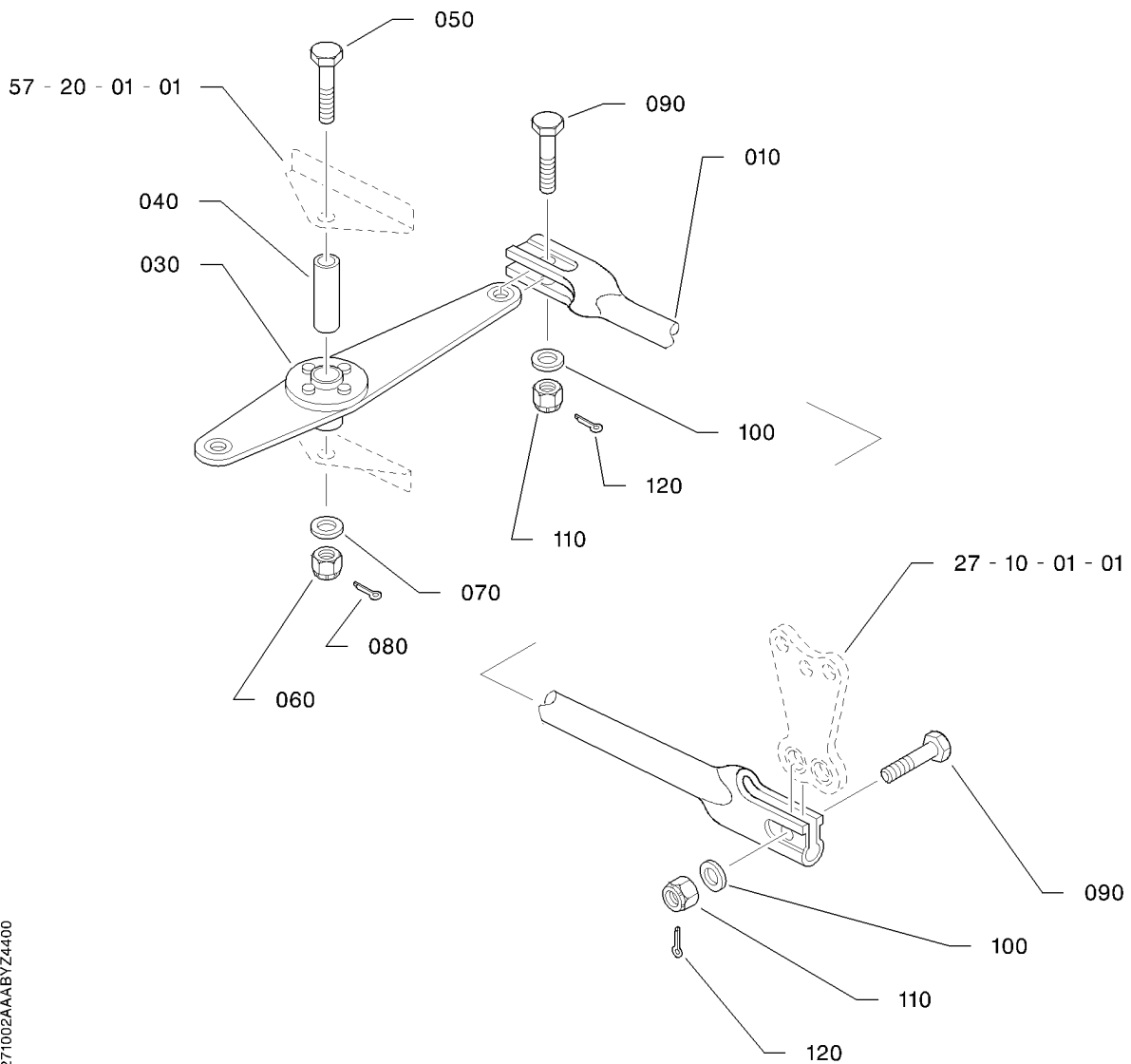
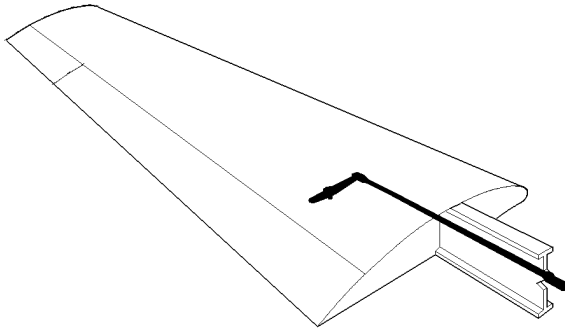
27-10-01

FIG. 2

PAGE 2

NOV 30/18

PAGE INTENTIONALLY BLANK



I4271002AAABYZ4400

ROLL CONTROL IN WINGS - INTERMEDIATE BELLCRANK
FIGURE 1

27-10-02

FIG. 1
PAGE 0 R

NOV 30/18

FIG.ITEM	PART NUMBER	1234567 	NOMENCLATURE	EFFECT FROM TO	UNITS PER ASSY	OBS
1 - 1	TF27-10-02-01-001		ROLL CONTROL IN WINGS - INTERMEDIATE BELLCRANK		RF	
10	TB10 17000100		.L.H. ROD		1	
- 20	TB10 17000101		.R.H. ROD		1	
30	TB10 17010002		.BELLCRANK ASSY		2	
40	TB10 0900110700		.SPACER RPLD BY TB10 0900110749		2	
- 40A	TB10 0900110749		.SPACER RPLS TB10 0900110700		2	
50	5104338335		ATTACHING PARTS .BOLT RPLD BY 5104338339		2	OR
- 50A	5104338339		.BOLT RPLS 5104338335		2	
60	5374336300		.NUT OPT TO NFL22451BC060L MADE BY VF0111		2	R
70	5701039290		.WASHER OPT TO 23111AD060L MADE BY VF0111 RPLD BY 5703036290		2	R
- 70A	5703036290		.WASHER OPT TO 23119AD060L MADE BY VF0111 RPLD BY 5703036290		2	R
80	5783009078		.COTTER PIN OPT TO 23310AA015015L MADE BY VF0111		2	R
90	5104338305		.BOLT		4	
100	5705015290		.WASHER VF0111 OPT TO NFL23118AD060L MADE BY VF0111		4	
110	5374336300		.NUT OPT TO NFL22451BC060L MADE BY VF0111		4	R
120	5783009078		.COTTER PIN OPT TO 23310AA015015L MADE BY VF0111 * * *		4	R

- ITEM NOT ILLUSTRATED

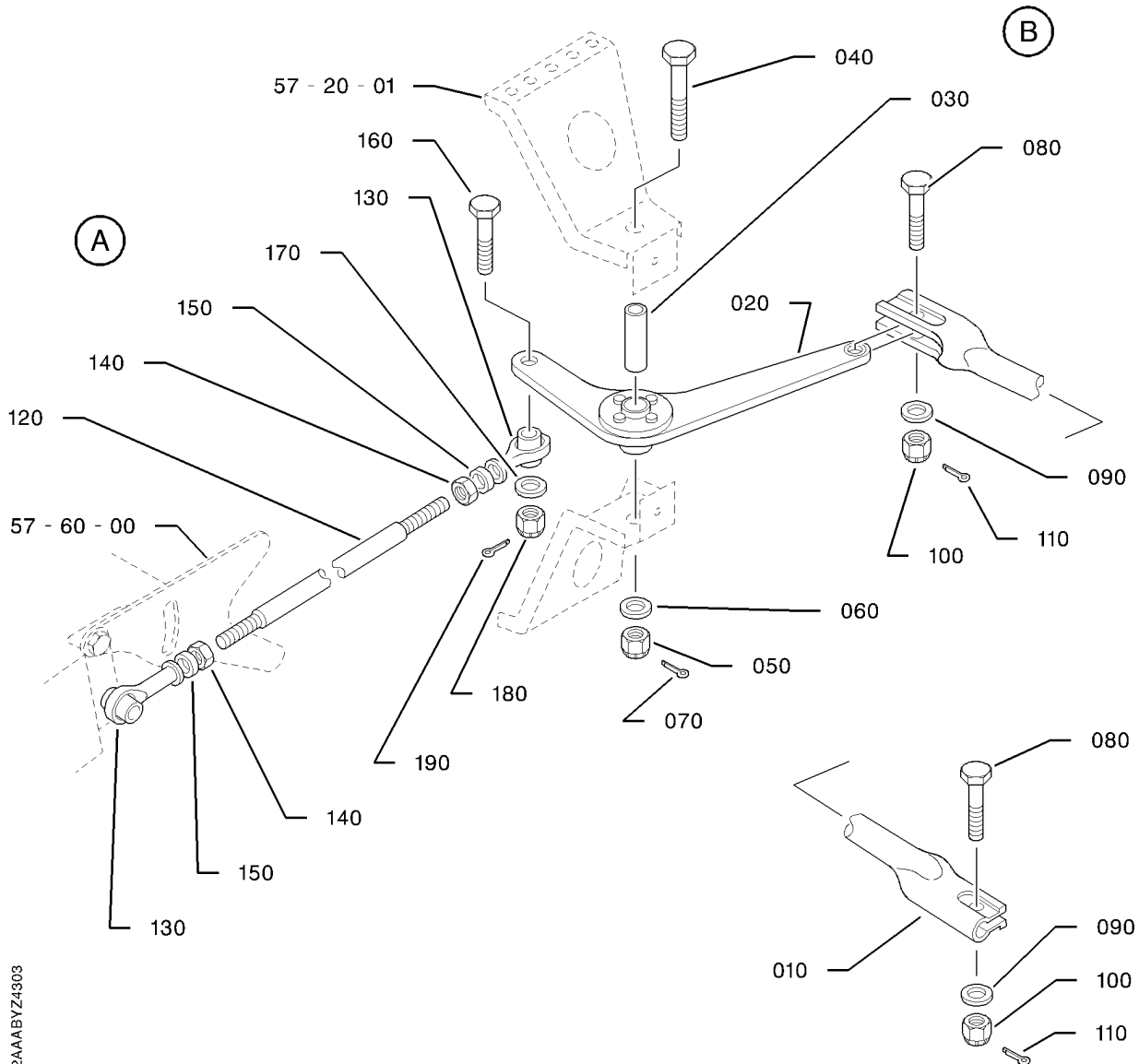
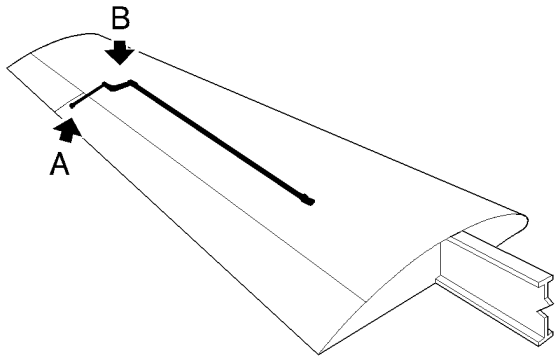
27-10-02

FIG. 1

PAGE 1

NOV 30/18

S/N 1 - 9999



I4271002AAAABYZ4303

ROLL CONTROL IN WINGS - EXTREME BELLCRANK
FIGURE 2

27-10-02

FIG. 2

PAGE 0 R

NOV 30/18

FIG.ITEM	PART NUMBER	1234567 	NOMENCLATURE	EFFECT FROM TO	UNITS PER ASSY	OBS
2 - 1	TB27-10-02-02-001		ROLL CONTROL IN WINGS - EXTREME BELLCRANK		RF	
10	TB10 17000102		.L.H. ROD		1	
20	TB10 17011002		.BELLCRANK ASSY		1	
30	TB10 0900110700		.SPACER RPLD BY TB10 0900110749		1	
- 30A	TB10 0900110749		.SPACER RPLS TB10 0900110700		1	
40	5104338335		.BOLT RPLD BY 5104338339		1	OR
- 40A	5104338339		.BOLT RPLS 5104338335		1	
50	5374336300		.NUT OPT TO NFL22451BC060L MADE BY VF0111		1	R
60	5701039290		.WASHER OPT TO 23111AD060L MADE BY VF0111 RPLD BY 5703036290		1	R
- 60A	5703036290		.WASHER OPT TO 23119AD060L MADE BY VF0111 RPLS 5701039290		1	R
70	5783009078		.COTTER PIN OPT TO 23310AA015015L MADE BY VF0111		1	R
80	5104338305		.BOLT RPLD BY 5104338310		2	
- 80A	5104338310		.BOLT RPLS 5104338305		2	
85	5104338305		.BOLT NOT VALID WITH CENTURY A/P OPTION		1	
90	5705015290		.WASHER VF0111 OPT TO NFL23118AD060L MADE BY VF0111		2	
100	5374336300		.NUT OPT TO NFL22451BC060L MADE BY VF0111		2	R
110	5783009078		.COTTER PIN OPT TO 23310AA015015L MADE BY VF0111 * * *		2	R
-115	TB10 17000002		..ROD ASSY		1	
120	TB10 17000103		..ROD		1	
130	TB10 17012000		..SWIVEL ROD END ASSY		2	

- ITEM NOT ILLUSTRATED

27-10-02

FIG. 2

PAGE 1

NOV 30/18

FIG. ITEM	PART NUMBER	1234567 	NOMENCLATURE	EFFECT FROM TO	UNITS PER ASSY	OBS
2 140	5305951300		..NUT VF0110 OPT TO NFE27411B60QAGUL MADE BY VF0110		2	
150	5759013290		..LOCKWASHER VF0111 OPT TO NFL23350AC060LE MADE BY VF0111		2	
160	TB10 09083102		ATTACHING PARTS ..SPECIAL BOLT		1	
170	5706039345		..WASHER OPT TO NFL23116AD070L MADE BY VF0111		1	
180	5374336300		..NUT OPT TO NFL22451BC060L MADE BY VF0111		1	R
190	5783009078		..COTTER PIN OPT TO 23310AA015015L MADE BY VF0111 * * *		1	R

- ITEM NOT ILLUSTRATED

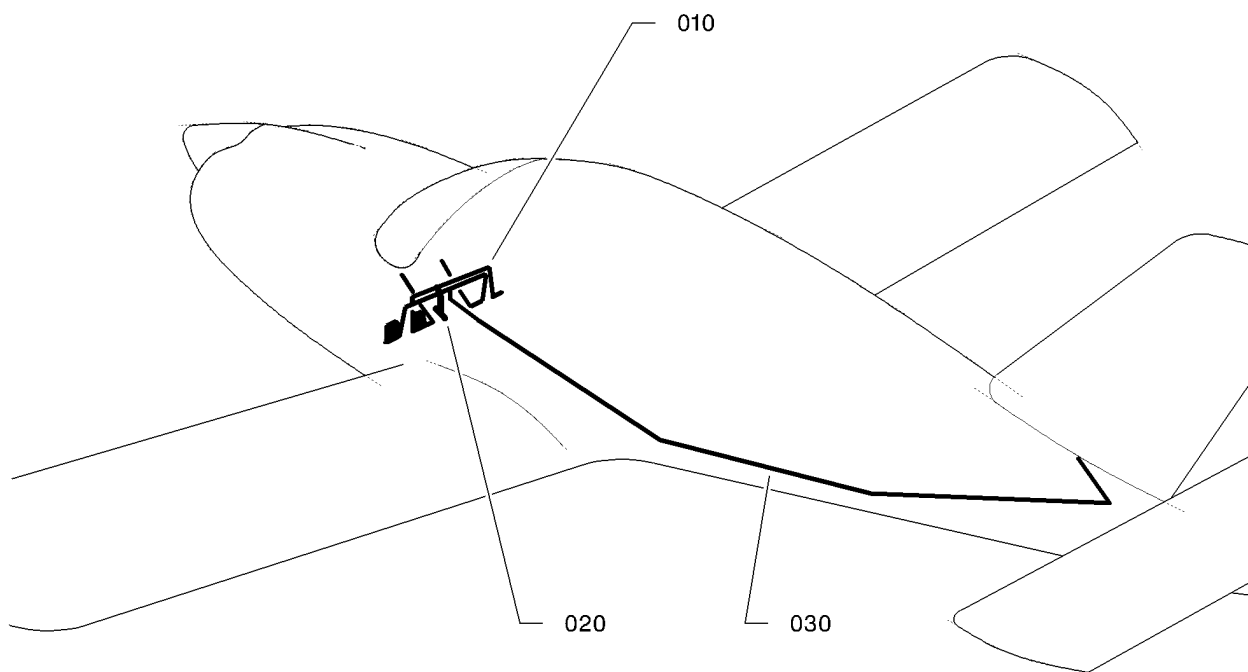
27-10-02

FIG. 2

PAGE 2

NOV 30/18

PAGE INTENTIONALLY BLANK



1427000AAAAZY14300

YAW CONTROL
FIGURE 1

27-20-00

FIG. 1
PAGE 0 R

NOV 30/18

FIG.ITEM	PART NUMBER	NOMENCLATURE		EFFECT FROM TO	UNITS PER ASSY	OBS
		1234567 				
1 - 1	TF27-20-00-01-001		YAW CONTROL		RF	
10	TB27-20-01-01		.RUDDER PEDALS		1	
20	TB27-20-02-01		.YAW/ROLL INTERCONNECTION OPTION		1	
30	TB27-20-03-01		.LINKAGE		1	

- ITEM NOT ILLUSTRATED

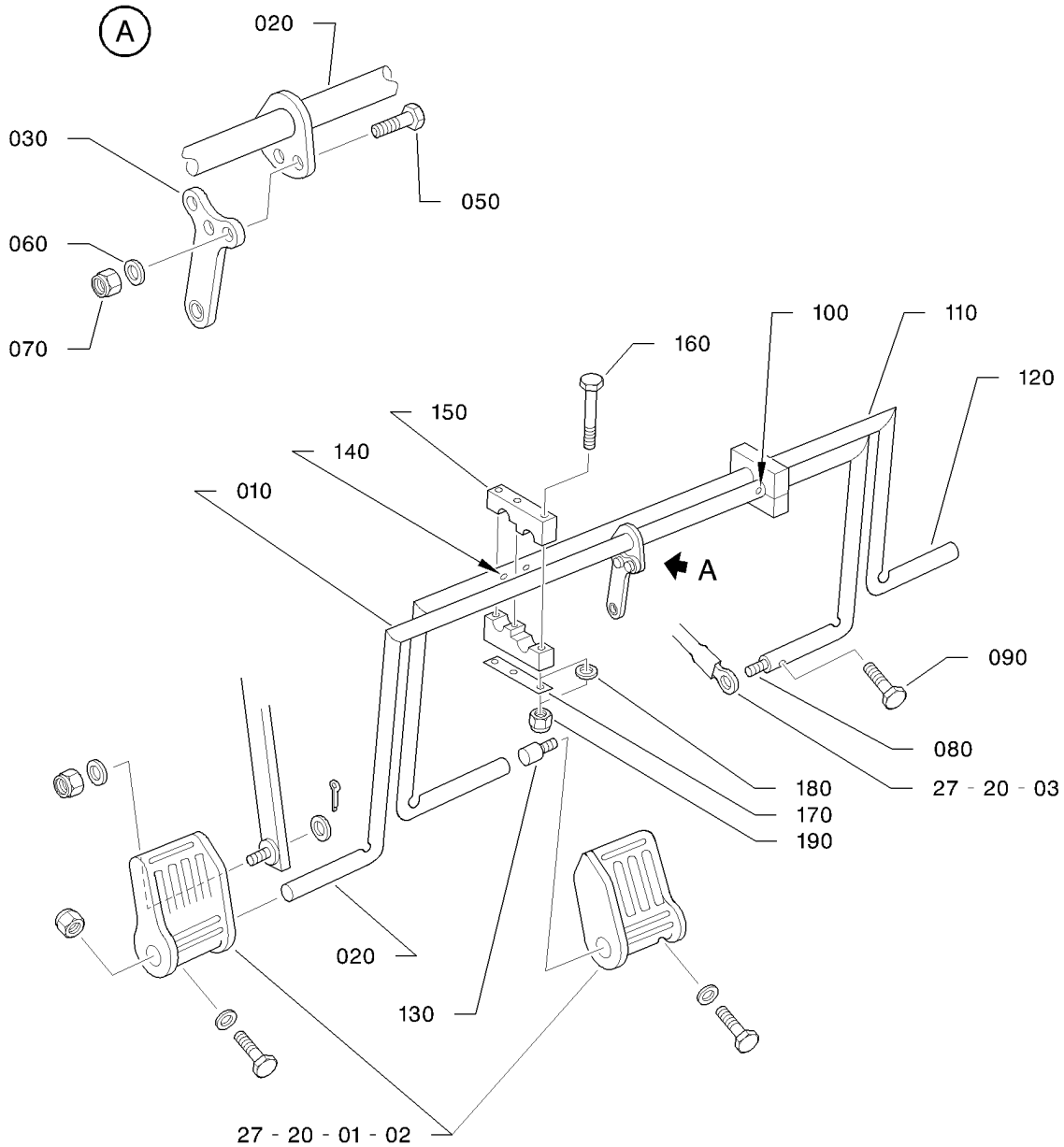
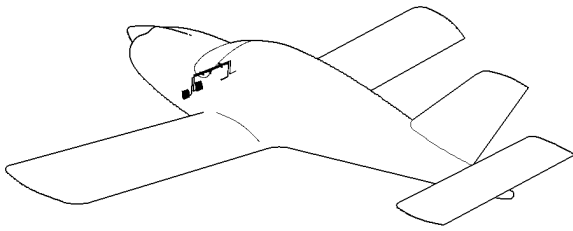
27-20-00

FIG. 1

PAGE 1 R

NOV 30/18

S/N 1 - 9999



I4272001AAAAYZ4304

RUDDER PEDALS - STRUCTURE
FIGURE 1

27-20-01

FIG. 1
PAGE 0 R
NOV 30/18

FIG. ITEM	PART NUMBER	NOMENCLATURE	EFFECT FROM TO	UNITS PER ASSY	OBS
		1234567 			
1 - 1	TF27-20-01-01-001	RUDDER PEDALS - STRUCTURE		RF	
10	TB10 26001000	.L.H. RUDDER PEDAL S/N 1 - 749 RPLD BY TB10 26001008		1	OR
- 10A	TB10 26001008	.L.H. RUDDER PEDAL PRE-MOD. 151 RPLS TB10 26001000		1	
- 10B	TB10 2600101401	.L.H. RUDDER PEDAL POST-MOD. 151		1	
20	TB10 26001005	..TUBE ASSY S/N 1 - 749 RPLD BY TB10 26001011		1	NP
- 20A	TB10 26001011	..TUBE ASSY RPLS TB10 26001005		1	NP
30	TB10 26001004	..LEVER ASSY ATTACHING PARTS		1	
50	5101229179	..BOLT		3	R
60	5705015240	..WASHER OPT TO 23118AD050L MADE BY VF0111		3	R
70	5401458239	..NUT OPT TO E25412B50QQVAL MADE BY VF0110 * * *		3	R
80	TB10 26001003	..END FITTING ASSY ATTACHING PARTS		1	
90	5102953176	..BOLT OPT TO ISO 4017-M5X16-5.6-B9G MADE BY VI9008 * * *		1	R
100	5703389160	..WASHER		2	
110	TB10 26001002	.R.H. RUDDER PEDAL S/N 1 - 749 RPLD BY TB10 26001010		1	OR
-110A	TB10 26001010	.R.H. RUDDER PEDAL PRE-MOD. 151 RPLS TB10 26001002		1	
-110B	TB10 2600101601	.R.H. RUDDER PEDAL POST-MOD. 151		1	
120	TB10 26001006	..TUBE ASSY S/N 1 - 749 RPLD BY TB10 26001012		1	
-120A	TB10 26001012	..TUBE ASSY RPLS TB10 26001006		1	
130	TB10 26001003	..END FITTING ASSY		1	
140	5703389160	..WASHER		2	

- ITEM NOT ILLUSTRATED

27-20-01

FIG. 1

PAGE 1

NOV 30/18

S/N 1 - 9999

FIG. ITEM	PART NUMBER	1234567 	NOMENCLATURE	EFFECT FROM TO	UNITS PER ASSY	OBS
1 150	TB10 26011100		.HALF-BEARING S/N 1 - 1197 RPLD BY TB10 26011102		4	
-150A	TB10 26011102		.HALF-BEARING RPLS TB10 26011100 ATTACHING PARTS		4	
160	5101229264		.BOLT RPLD BY 5101229750		6	
-160A	5101229750		.BOLT RPLS 5101229264		6	
170	TB10 26001136		.BEARING PLATE VARIANT		2	
180	5705015240		.WASHER OPT TO 23118AD050L MADE BY VF0111 VARIANT UP TO STOCK DEPLETION SUPSD BY 5705054240		6	R
-180A	5705054240		.WASHER OPT TO 23118AG050LE MADE BY VF0111 INSTALLATION "WITH AND WITHOUT" THE BEARING PLATE SUPSDS 5705015240		6	R
190	5401458239		.NUT OPT TO E25412B50QQVAL MADE BY VF0110 * * *		6	R

- ITEM NOT ILLUSTRATED

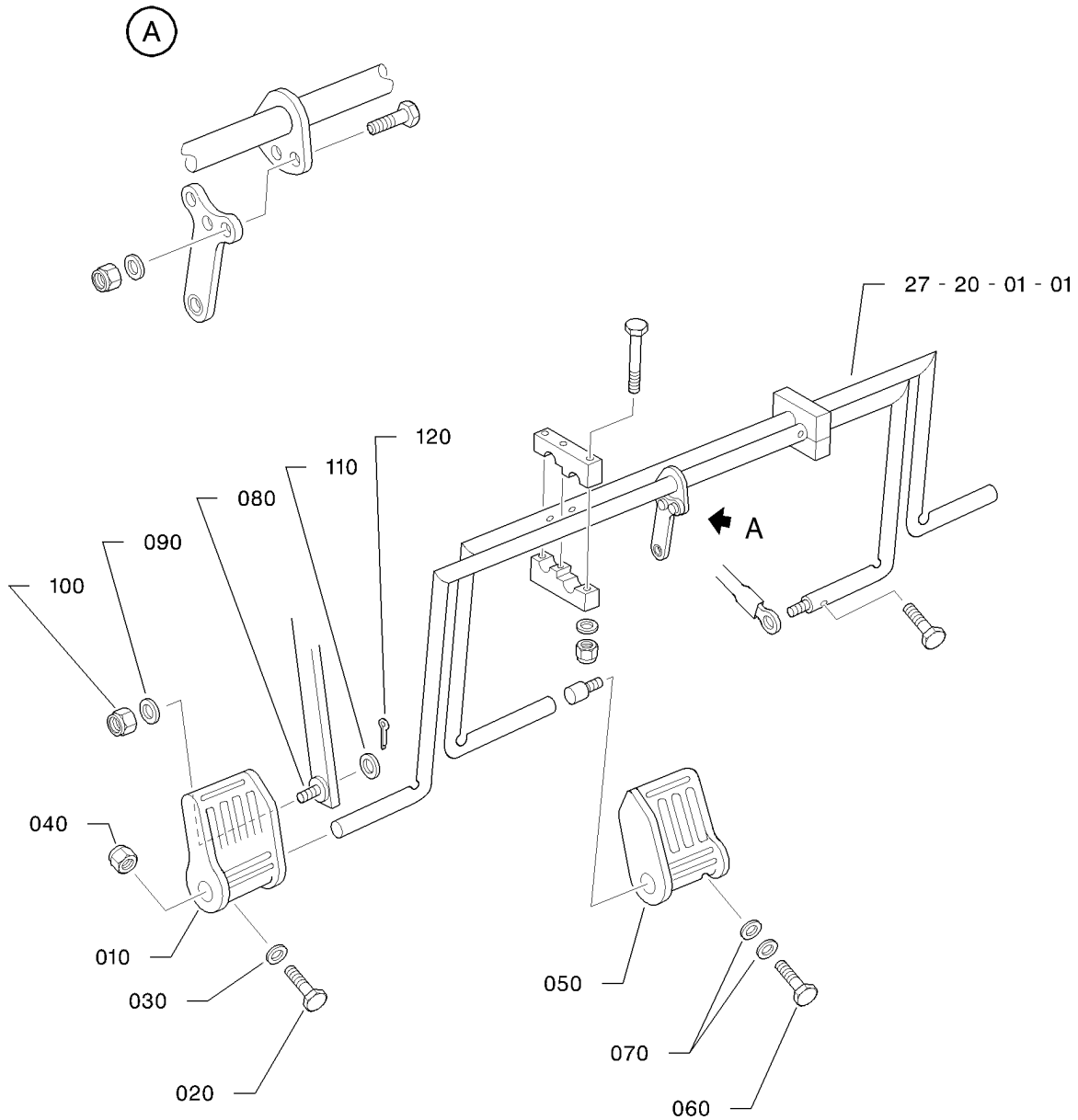
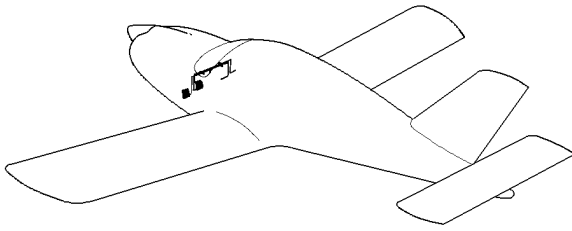
27-20-01

FIG. 1

PAGE 2

NOV 30/18

PAGE INTENTIONALLY BLANK



RUDDER PEDALS - L.H. BRAKE PEDALS
FIGURE 2

27-20-01

FIG. 2

PAGE 0 R

NOV 30/18

FIG.ITEM	PART NUMBER	1234567 	NOMENCLATURE	EFFECT FROM TO	UNITS PER ASSY	OBS
2 - 1	TB27-20-01-02-001		RUDDER PEDALS - L.H. BRAKE PEDALS		RF	
10	TB10 45013100		.L.H. PEDAL ATTACHING PARTS		1	
20	5102953184		.BOLT		1	
30	5703389240		.WASHER OPT TO 23119DG050J MADE BY VF0111		1	R
40	5401458239		.NUT OPT TO E25412B50QQVAL MADE BY VF0110		1	R
50	TB10 45013101		* * * .R.H. PEDAL ATTACHING PARTS		1	
60	5102953184		.BOLT		1	
70	5703389240		.WASHER OPT TO 23119DG050J MADE BY VF0111		2	R
80	TB10 09080100		* * * .BOLT ATTACHING PARTS		1	
90	5701039240		.WASHER OPT TO ASN 53101 MADE BY VF0111		1	R
100	5401458239		.NUT OPT TO E25412B50QQVAL MADE BY VF0110		1	R
110	5706039240		.WASHER OPT TO 23116AD050L MADE BY VF0111		1	R
120	5783009078		.COTTER PIN OPT TO 23310AA015015L MADE BY VF0111 * * *		1	R

- ITEM NOT ILLUSTRATED

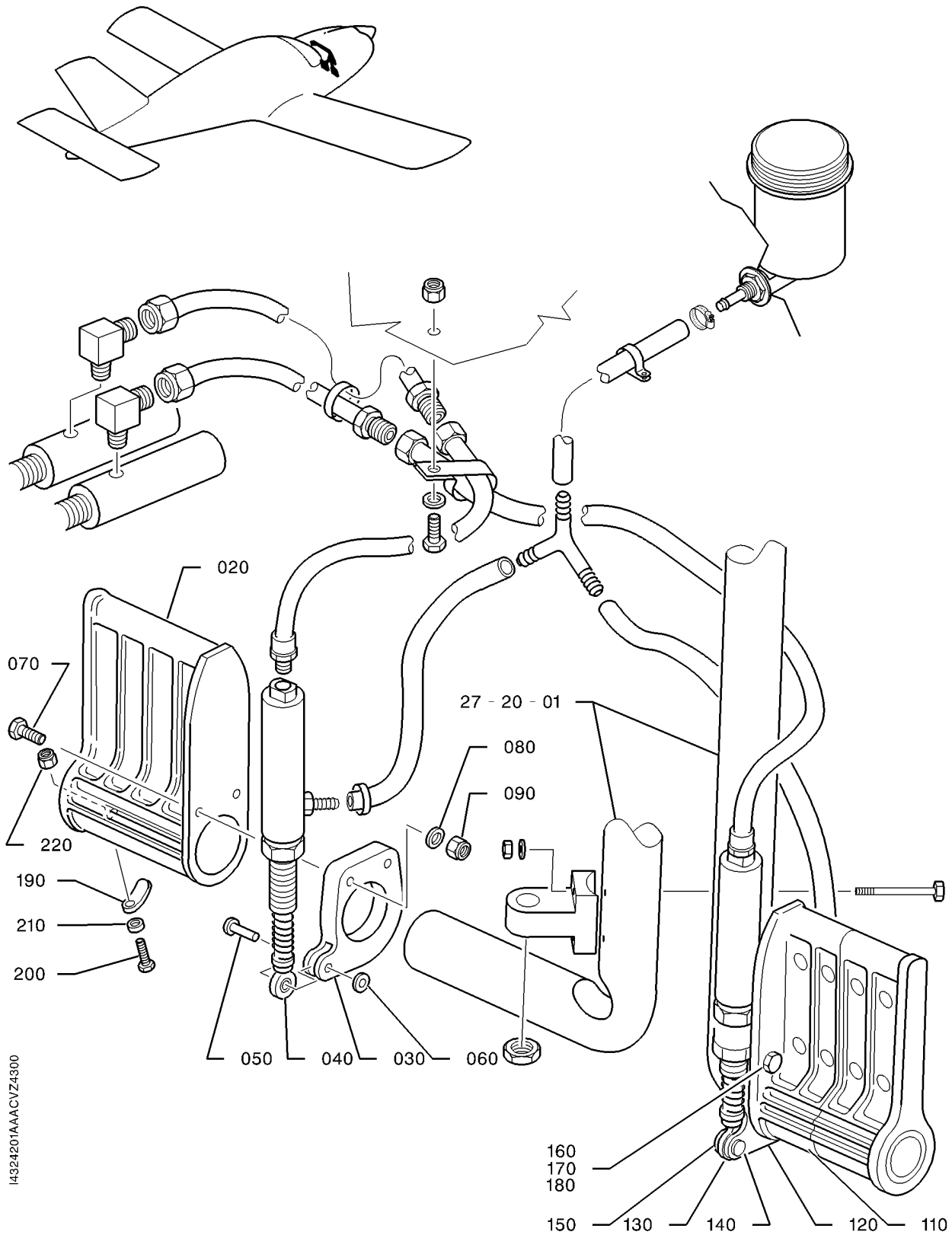
27-20-01

FIG. 2

PAGE 1

NOV 30/18

S/N 1 - 9999



14324201AAACVZ4300

RUDDER PEDALS - R.H. BRAKE PEDALS
FIGURE 3

27-20-01

FIG. 3

PAGE 0 R

NOV 30/18

FIG.ITEM	PART NUMBER	NOMENCLATURE		EFFECT FROM TO	UNITS PER ASSY	OBS
		1234567 				
3 - 1	TB27-20-01-03-001		RUDDER PEDALS - R.H. BRAKE PEDALS		RF	
- 10	TB10 45901001		..L.H. PEDAL ASSY		1	
20	TB10 45904100		..R.H. PEDAL		1	
30	TB10 45902100		..ROLLER SUPPORT		1	
40	TB10 09001104		..ROLLER		1	
50	5528052556		..RIVET		1	
60	5730003048		..RETAINING WASHER		1	
			ATTACHING PARTS			
70	5101229194		..BOLT		2	R
80	5701039240		..WASHER		2	R
			OPT TO ASN 53101 MADE BY VF0111			
90	5401458239		..NUT		2	R
			OPT TO E25412B50QQVAL MADE BY VF0110			
			* * *			
-100	TB10 45901002		..R.H. PEDAL ASSY		1	
110	TB10 45904001		..PEDAL		1	
120	TB10 45902100		..ROLLER SUPPORT		1	
130	TB10 09001104		..ROLLER		1	
140	5528052556		..RIVET		1	
150	5730003048		..RETAINING WASHER		1	
160	5101229194		..BOLT		2	R
170	5701039240		..WASHER		2	R
			OPT TO ASN 53101 MADE BY VF0111			
180	5401458239		..NUT		2	R
			OPT TO E25412B50QQVAL MADE BY VF0110			
190	TB10 45901100		..STOP BLOCK		2	
			ATTACHING PARTS			
200	5102953184		..BOLT		2	
210	5703036240		..WASHER VF0111		2	
			OPT TO NFL23119AD050L MADE BY VF0111			
220	5401458239		..NUT		2	R
			OPT TO E25412B50QQVAL MADE BY VF0110			
			* * *			

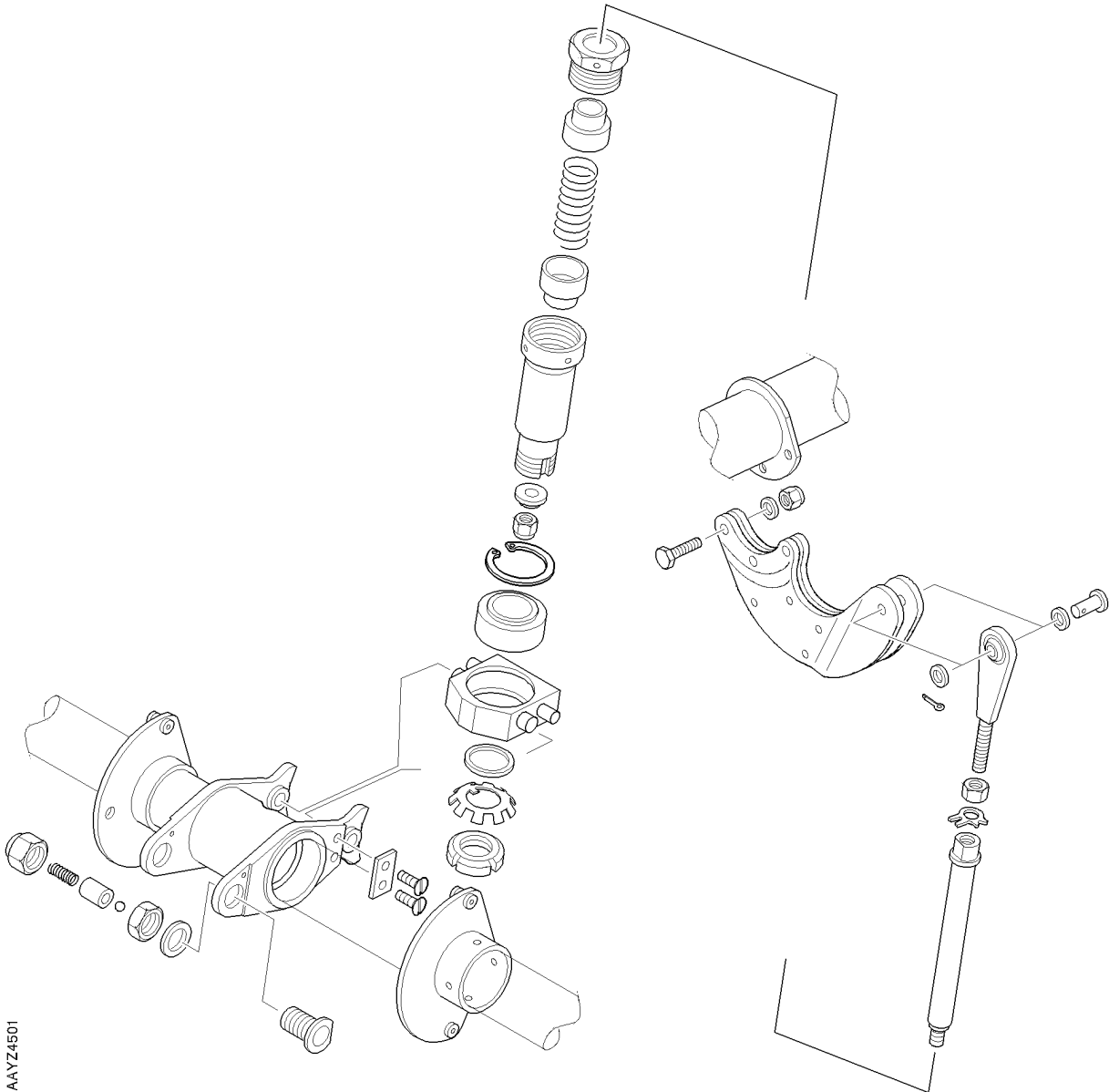
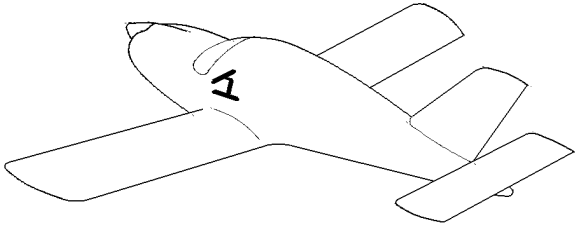
- ITEM NOT ILLUSTRATED

27-20-01

FIG. 3

PAGE 1

NOV 30/18



14272002AAAAYZ4501

YAW/ROLL INTERCONNECTION
FIGURE 1

27-20-02

FIG. 1
PAGE 0 R
NOV 30/18

FIG.ITEM	PART NUMBER	NOMENCLATURE	EFFECT FROM TO	UNITS PER ASSY	OBS
1 - 1 10	TF27-20-02-01-001 27-20-OPT	<div style="text-align: center;"> 1234567 </div> YAW/ROLL INTERCONNECTION .ACTUATOR AND LINKS		RF 1	

- ITEM NOT ILLUSTRATED

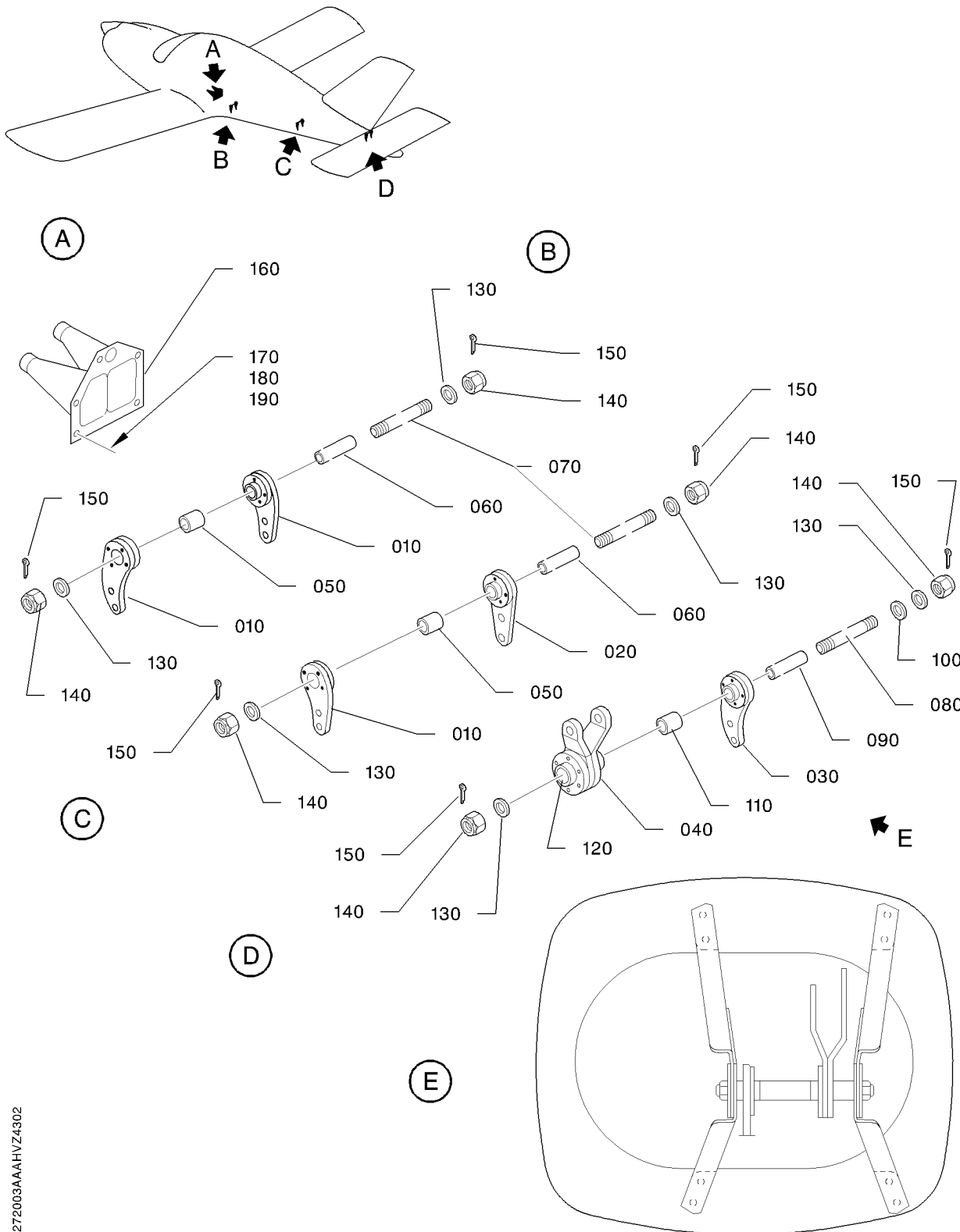
27-20-02

FIG. 1

PAGE 1 R

NOV 30/18

OPTION



14272003AAAHVZ4302

LINKAGE - BELLCRANKS
FIGURE 1

27-20-03

FIG. 1
PAGE 0 R

NOV 30/18

FIG.ITEM	PART NUMBER	1234567 	NOMENCLATURE	EFFECT FROM TO	UNITS PER ASSY	OBS
1 - 1	TB27-20-03-01-001		LINKAGE - BELLCRANKS		RF	
10	TB10 27000009		.CENTRAL LEVER ASSY		3	
20	TB10 27000012		.CENTRAL LEVER ASSY		1	
30	TB10 27000010		.REAR LOWER LEVER ASSY		1	
40	TB10 27000011		.REAR UPPER LEVER ASSY		1	
			ATTACHING PARTS			
50	TB10 27000109		.SPACER		2	
60	TB10 27000110		.SPACER		2	
70	TB10 27000112		.PIN		2	
80	TB10 27000111		.PIN		1	
			LENGTH 5.69 IN (144,5 MM) CAUTION : IF KIT OPT10 908600 IS INSTALLED, ORDER 1 PIN TB10 27000131, LENGTH 0.63 IN + 1 SPACER TB10 27000158, LENGTH 5.52 IN			
90	TB10 27000108		.SPACER		1	
			LENGTH 4.54 IN (115,3 MM) CAUTION : IF KIT OPT10 908600 IS INSTALLED, ORDER 1 PIN TB10 27000131, LENGTH 0.63 IN + 1 SPACER TB10 27000158, LENGTH 5.52 IN			
100	TB10 27000159		.SPACER		1	
110	TB10 27000107		.SPACER		1	
120	TB10 27000160		.SPACER		1	
130	5701039365		.WASHER		6	R
			OPT TO 23111AD080L MADE BY VF0111			
140	5376336376		.NUT		6	R
			OPT TO 22453BC080L MADE BY VF0111			
150	5783009087		.COTTER PIN		6	R
			OPT TO 23310AA015020L MADE BY VF0111			
			* * *			
160	TB20 27030000		.BELLOW ASSY		1	
			S/N 1 - 274			
-160A	TB20 27025000		.BELLOW ASSY		1	OR
			S/N 275 - 399, 413 RPLD BY TB20 2702500100			
-160B	TB20 2702500100		.BELLOW ASSY		1	
			RPLS TB20 27025000			
			ATTACHING PARTS			
170	5111943082		.SCREW		6	

- ITEM NOT ILLUSTRATED

27-20-03

FIG. 1

PAGE 1

NOV 30/18

S/N 1 - 399, 413

FIG. ITEM	PART NUMBER	NOMENCLATURE	EFFECT FROM TO	UNITS PER ASSY	OBS
1 180	5701039160	1234567 .WASHER OPT TO NFL23111AD040L MADE BY VF0111		6	R
190	5385835514	.NUT * * *		6	R

- ITEM NOT ILLUSTRATED

27-20-03

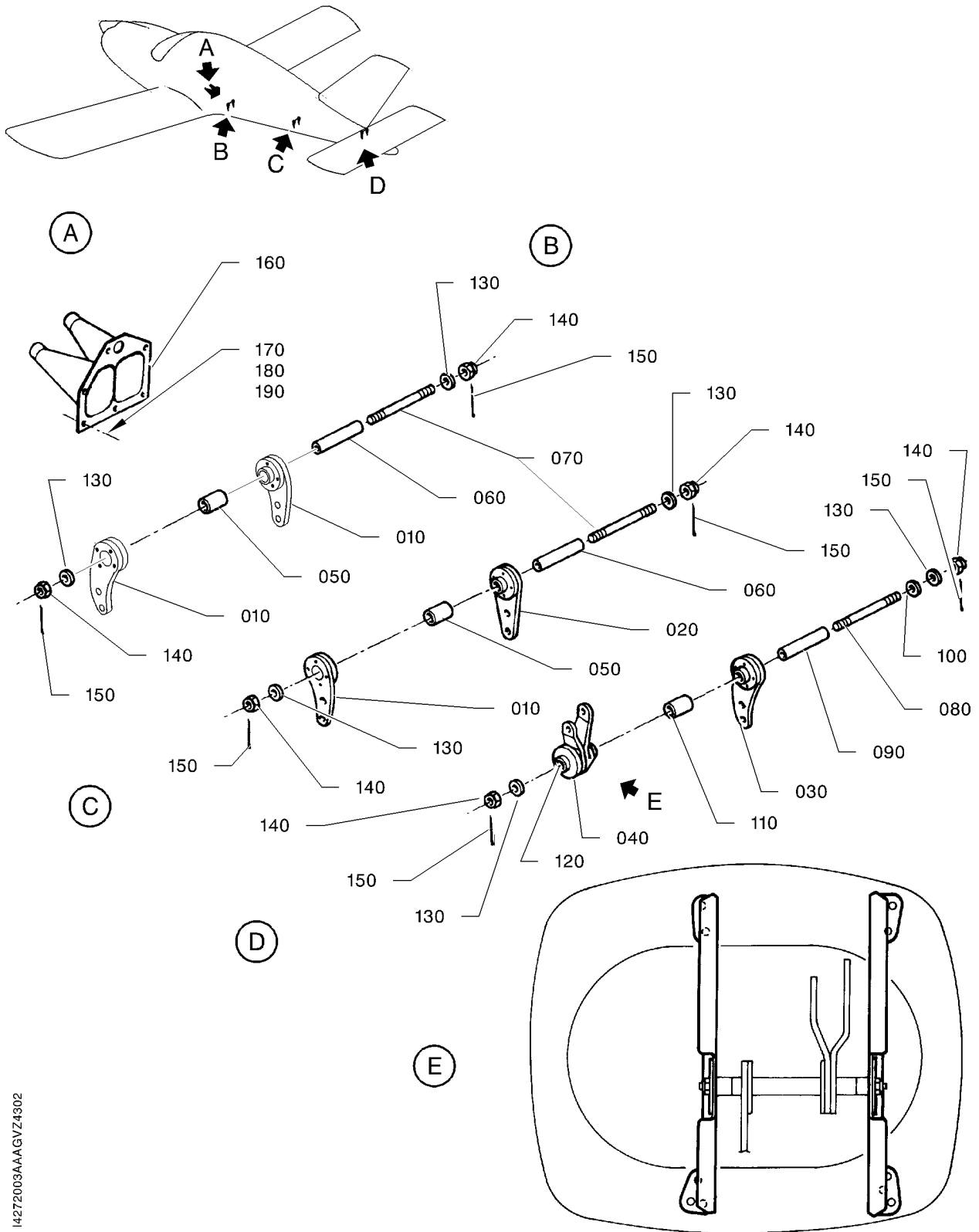
FIG. 1

PAGE 2

NOV 30/18

S/N 1 - 399, 413

PAGE INTENTIONALLY BLANK



14272003AAAAGVZ4302

LINKAGE - BELLCRANKS
FIGURE 1A

27-20-03

FIG. 1A

PAGE 0 R

NOV 30/18

FIG.ITEM	PART NUMBER	1234567 	NOMENCLATURE	EFFECT FROM TO	UNITS PER ASSY	OBS
1A- 1	TB27-20-03-01A-001		LINKAGE - BELLCRANKS		RF	
10	TB10 27000009		.CENTRAL LEVER ASSY		3	
20	TB10 27000012		.CENTRAL LEVER ASSY		1	
30	TB10 27000010		.REAR LOWER LEVER ASSY		1	
40	TB10 27000011		.REAR UPPER LEVER ASSY		1	
			ATTACHING PARTS			
50	TB10 27000109		.SPACER		2	
60	TB10 27000110		.SPACER		2	
70	TB10 27000112		.PIN		2	
80	TB10 27000131		.PIN		1	
			LENGTH 6.65 IN (169 MM)			
90	TB10 27000158		.SPACER		1	
			LENGTH 5.52 IN (140,3 MM)			
100	TB10 27000159		.SPACER		1	
110	TB10 27000107		.SPACER		1	
120	TB10 27000160		.SPACER		1	
130	5701039365		.WASHER		6	R
			OPT TO 23111AD080L MADE BY VF0111			
140	5376336376		.NUT		6	R
			OPT TO 22453BC080L MADE BY VF0111			
150	5783009087		.COTTER PIN		6	R
			OPT TO 23310AA015020L MADE BY VF0111			
			* * *			
160	TB20 27025000		.BELLOW ASSY		1	OR
			RPLD BY TB20 2702500100			
-160A	TB20 27025000		.BELLOW ASSY		1	OR
			RPLS TB20 27025000			
			ATTACHING PARTS			
170	5111943082		.SCREW		6	
180	5701039160		.WASHER		6	R
			OPT TO NFL23111AD040L MADE BY VF0111			
190	5385835514		.NUT		6	R
			* * *			

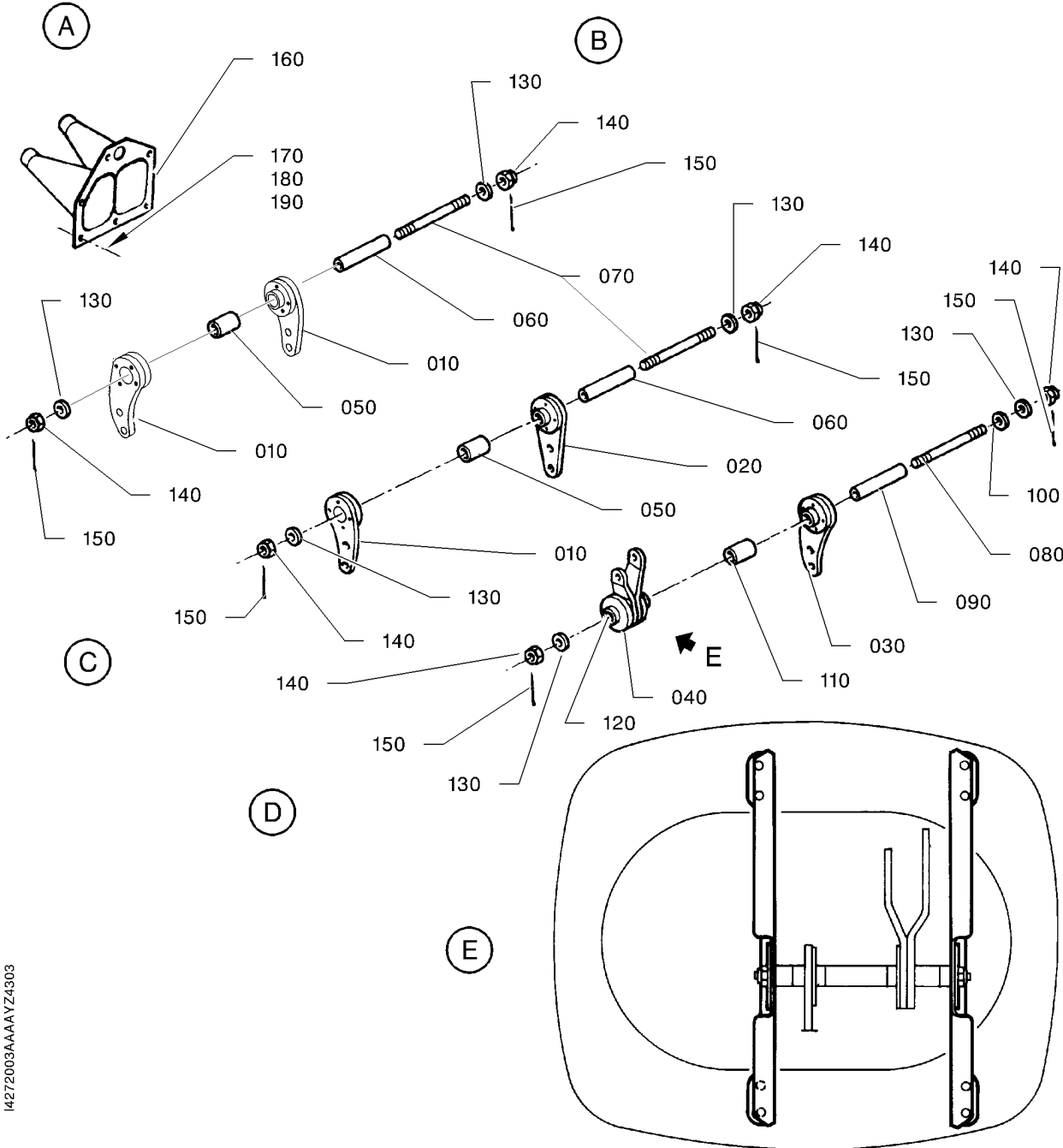
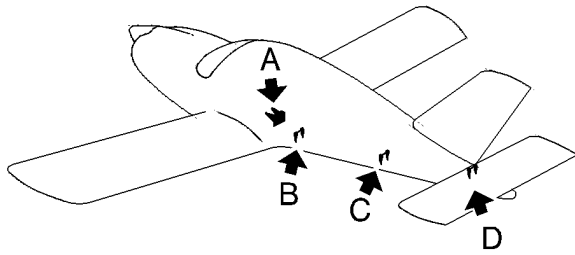
- ITEM NOT ILLUSTRATED

27-20-03

FIG. 1A

PAGE 1

NOV 30/18



14272003AAAAYZ4303

LINKAGE - BELLCRANKS
FIGURE 1B

27-20-03

FIG. 1B

PAGE 0 R

NOV 30/18

FIG.ITEM	PART NUMBER	1234567 	NOMENCLATURE	EFFECT FROM TO	UNITS PER ASSY	OBS
1B- 1	TB27-20-03-01B-001		LINKAGE - BELLCRANKS		RF	
10	TB10 27000009		.CENTRAL LEVER ASSY		3	
20	TB10 27000012		.CENTRAL LEVER ASSY		1	
30	TB10 27000010		.REAR LOWER LEVER ASSY		1	
40	TB10 27000011		.REAR UPPER LEVER ASSY		1	
			ATTACHING PARTS			
50	TB10 27000109		.SPACER		2	
60	TB10 27000110		.SPACER		2	
70	TB10 27000112		.PIN		2	
80	TB10 27000131		.PIN		1	
			LENGTH 6.65 IN (169 MM)			
90	TB10 27000158		.SPACER		1	
			LENGTH 5.52 IN (140,3 MM)			
100	TB10 27000159		.SPACER		1	
110	TB10 27000107		.SPACER		1	
120	TB10 27000160		.SPACER		1	
130	5701039365		.WASHER		6	R
			OPT TO 23111AD080L MADE BY VF0111			
140	5376336376		.NUT		6	R
			OPT TO 22453BC080L MADE BY VF0111			
150	5783009087		.COTTER PIN		6	R
			OPT TO 23310AA015020L MADE BY VF0111			
			* * *			
160	TB20 27025000		.BELLOW ASSY		1	OR
			PRE-MOD. 175			
			RPLD BY TB20 2702500100			
-160A	TB20 2702500100		.BELLOW ASSY		1	
			POST-MOD. 175			
			RPLS TB20 27025000			
			ATTACHING PARTS			
170	5111943082		.SCREW		6	
180	5701039160		.WASHER		6	R
			OPT TO NFL23111AD040L MADE BY VF0111			
190	5385835514		.NUT		6	R
			* * *			

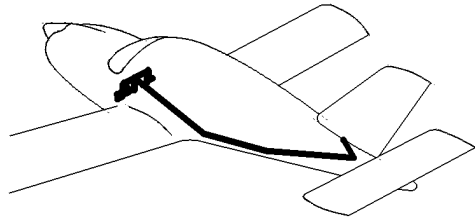
- ITEM NOT ILLUSTRATED

27-20-03

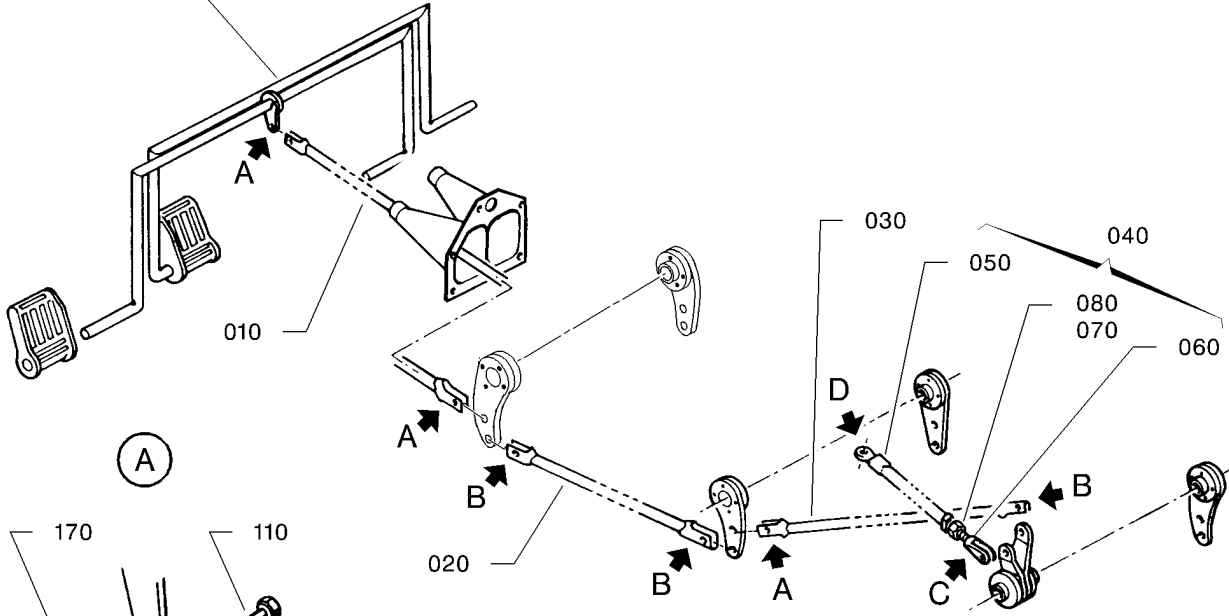
FIG. 1B

PAGE 1

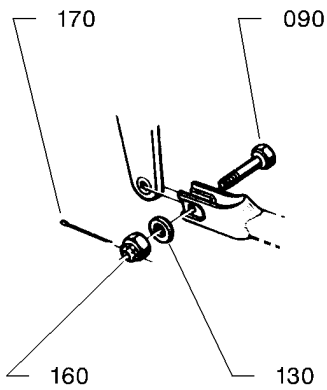
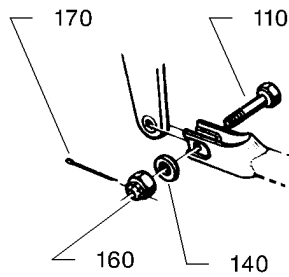
NOV 30/18



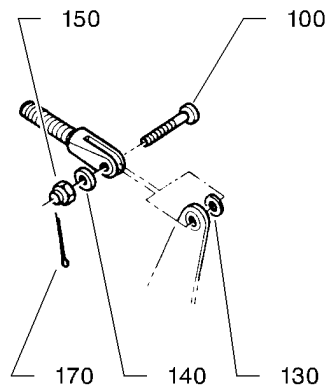
27 - 20 - 01



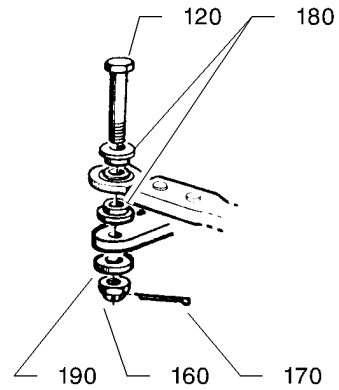
(A)



(B)



(C)



(D)

LINKAGE - RODS
FIGURE 2

27-20-03

FIG. 2

PAGE 0 R

NOV 30/18

FIG. ITEM	PART NUMBER	1234567 	NOMENCLATURE	EFFECT FROM TO	UNITS PER ASSY	OBS
2 - 1	TF27-20-03-02-001		LINKAGE - RODS		RF	
10	TB10 27000002		.RUDDER ROD S/N 1 - 1874 RPLD BY TB10 2700003200		1	OR
- 10A	TB10 2700003200		.RUDDER ROD RPLS TB10 27000002		1	
20	TB10 27000115		.CENTRAL ROD S/N 1 - 1874 RPLD BY TB10 2700017200		1	OR
- 20A	TB10 2700017200		.CENTRAL ROD RPLS TB10 27000115		1	
30	TB10 27000008		.ROD S/N 1 - 1874 RPLD BY TB10 2700003300		1	OR
- 30A	TB10 2700003300		.ROD RPLS TB10 27000008		1	
40	TB10 27000020		.RUDDER ROD ASSY S/N 1 - 709 RPLD BY TB10 27000028		1	NP
- 40A	TB10 2700002800		.RUDDER ROD ASSY S/N 710 - 944, 948 - 980, 982 - 984 RPLS TB10 27000020 RPLD BY TB10 27000030		1	
- 40B	TB10 27000030		.RUDDER ROD ASSY RPLS TB10 27000028		1	
50	TB10 27000027		..RUDDER ROD RPLD BY TB10 27000029		1	OR
- 50A	TB10 27000029		..RUDDER ROD S/N 1 - 1874 RPLS TB10 27000027 RPLD BY TB10 2700003400		1	OR
- 50B	TB10 2700003400		..RUDDER ROD RPLS TB10 27000029		1	
60	TB10 27000126		..YOKE		1	
70	5759013435		..LOCKWASHER VF0111 OPT TO NFL23350AC100LE MADE BY VF0111		1	
80	5305065001		..NUT VF0110 OPT TO NFE27411B100GAGUL MADE BY VF0110		1	
90	5109336289		.BOLT VF7411		3	
100	5109336292		.BOLT VF7411 ATTACHING PARTS		1	
110	5109336295		.BOLT VF7411		3	
120	5109336305		.BOLT VF7411		1	

- ITEM NOT ILLUSTRATED

27-20-03

FIG. 2

PAGE 1 R

NOV 30/18

S/N 1 - 9999

FIG. ITEM	PART NUMBER	NOMENCLATURE	EFFECT FROM TO	UNITS PER ASSY	OBS
2 130	5701039290	.WASHER OPT TO 23111AD060L MADE BY VF0111		4	R
140	5705015290	.WASHER OPT TO NFL23118AD060L MADE BY VF0111		4	
150	5376336300	.NUT OPT TO 22453BC060L MADE BY VF0111		1	R
160	5374336300	.NUT OPT TO NFL22451BC060L MADE BY VF0111		7	R
170	5783009078	.COTTER PIN OPT TO 23310AA015015L MADE BY VF0111		8	R
180	TB10 09030100	.SHOULDERED WASHER		2	
190	5703389290	.WASHER OPT TO ASN 531-16 MADE BY VF6198 * * *		1	

- ITEM NOT ILLUSTRATED

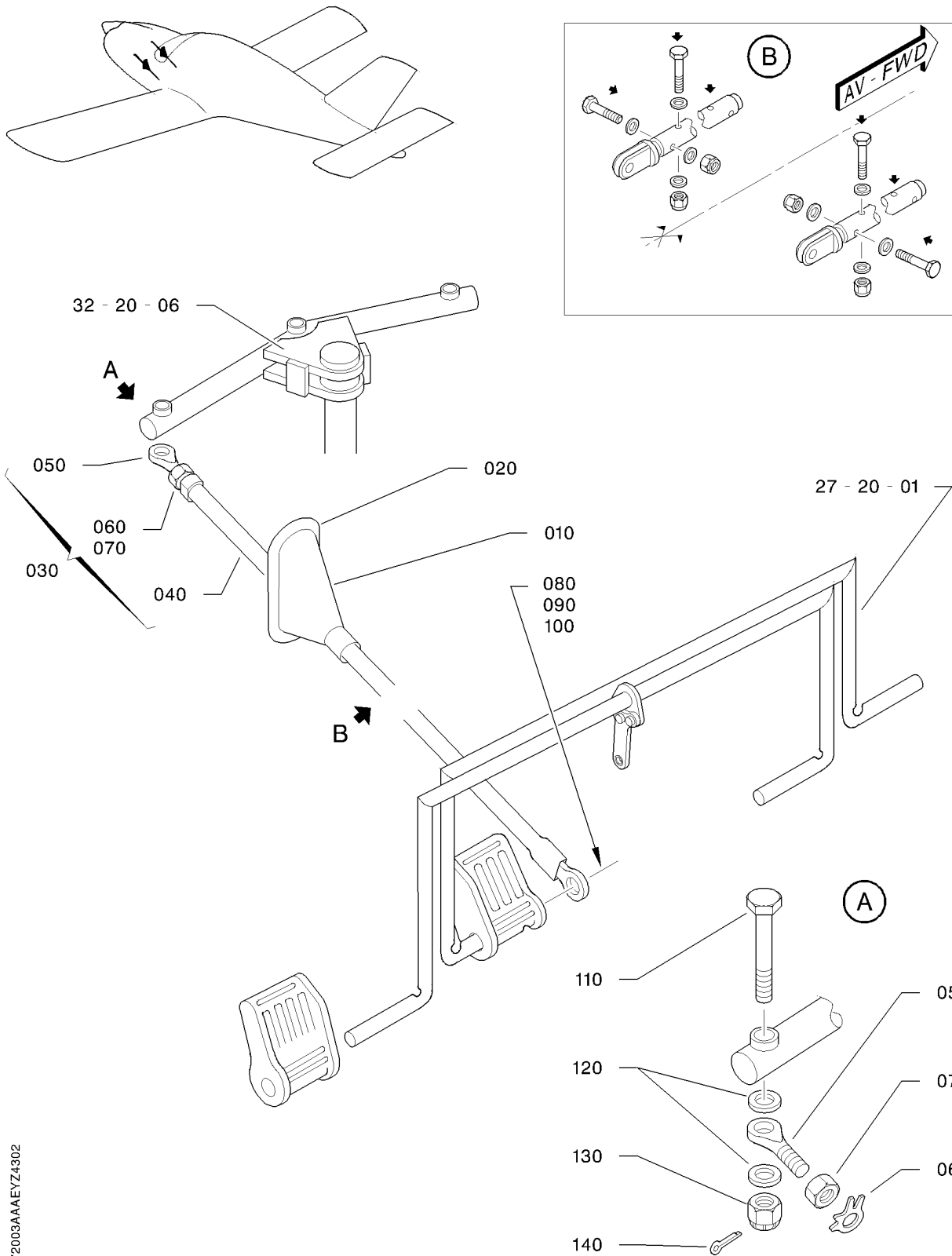
27-20-03

FIG. 2

PAGE 2

NOV 30/18

PAGE INTENTIONALLY BLANK



14272003AAAAYZ4302

LINKAGE - INTERCONNECTION
FIGURE 3

27-20-03

FIG. 3

PAGE 0 R

NOV 30/18

FIG.ITEM	PART NUMBER	NOMENCLATURE	EFFECT FROM TO	UNITS PER ASSY	OBS
		1234567 			
3 - 1	TF27-20-03-03-001	LINKAGE - INTERCONNECTION		RF	
10	TB10 26015100	.FRONT BELLOW		2	
20	TB10 26015101	.REINFORCEMENT PLATE S/N 1 - 663, 665 - 709 RPLD BY TB10 26015102		2	OR
- 20A	TB10 26015102	.REINFORCEMENT PLATE S/N 664, 710 - 1004 RPLS TB10 26015101 RPLD BY TB10 26015103		2	OR
- 20B	TB10 26015103	.REINFORCEMENT PLATE S/N 1 - 1775 RPLS TB10 26015102 RPLD BY TB10 26015105		2	OR
- 20C	TB10 26015105	.REINFORCEMENT PLATE RPLS TB10 26015103		2	
30	TB10 26014000	.INTERCONNECTION ROD ASSY S/N 1 - 663, 665 - 709 AS SPARES FOR 1 ROD, ORDER KIT OPT10 913100		2	
- 30A	TB10 26014004	.INTERCONNECTION ROD ASSY S/N 664, 710 - 9999		2	
40	TB10 26014001	..ROD S/N 1 - 663, 665 - 709 AS SPARES FOR 1 ROD, ORDER KIT OPT10 913100		1	
- 40A	TB10 26014003	..ROD S/N 664, 710 - 9999 CAUTION : IMPERATIVELY OBSERVE MOUNTING DIRECTION OF BOLTS - SEE DETAIL B		1	
50	TB10 26014002	..EYE END		1	
60	5759013435	..LOCKWASHER VF0111 OPT TO NFL23350AC100LE MADE BY VF0111		1	
70	5305065001	..NUT VF0110 OPT TO NFE27411B100GAGUL MADE BY VF0110 ATTACHING PARTS		1	
80	TB10 09030100	..SHOULDERED WASHER		2	
90	5374336300	..NUT OPT TO NFL22451BC060L MADE BY VF0111		2	R
100	5783009087	..COTTER PIN OPT TO 23310AA015020L MADE BY VF0111		2	R
110	5109336330	..BOLT		2	

- ITEM NOT ILLUSTRATED

27-20-03

FIG. 3

PAGE 1

NOV 30/18

S/N 1 - 9999

FIG.ITEM	PART NUMBER	NOMENCLATURE	EFFECT FROM TO	UNITS PER ASSY	OBS
3 120	5706039290	1234567 ..WASHER OPT TO 23116AD060L MADE BY VF0111		4	R
130	5374336300	..NUT OPT TO NFL22451BC060L MADE BY VF0111		2	R
140	5783009078	..COTTER PIN OPT TO 23310AA015015L MADE BY VF0111 * * *		2	R

- ITEM NOT ILLUSTRATED

27-20-03

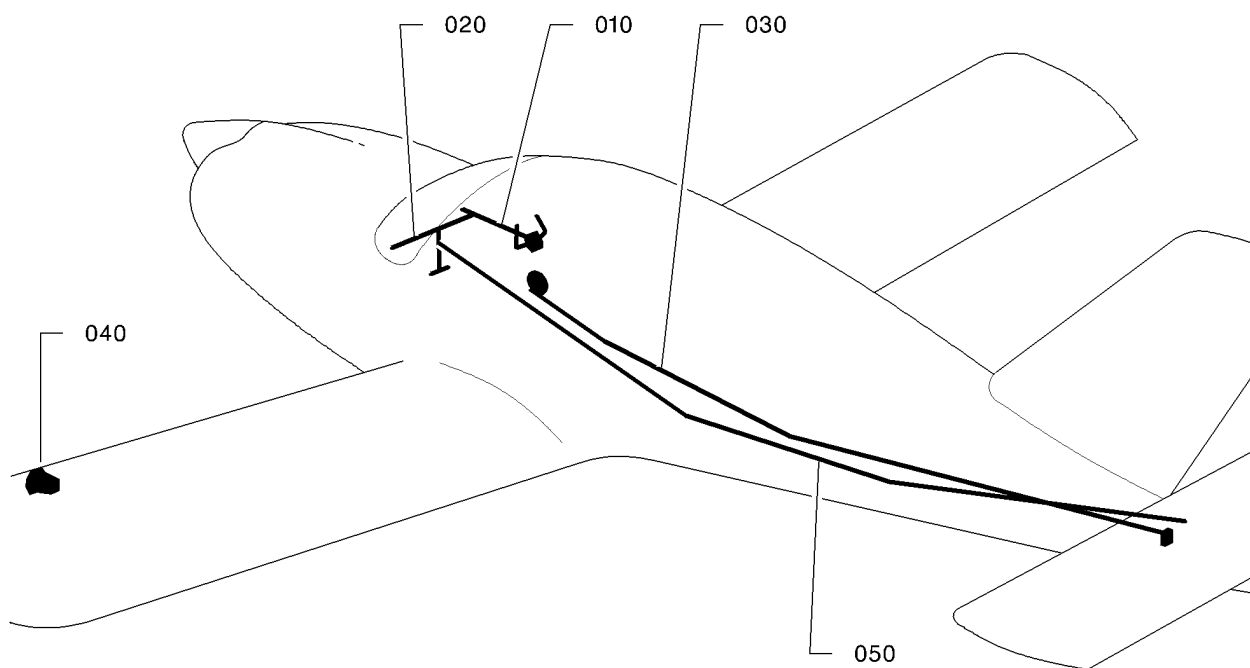
FIG. 3

PAGE 2

NOV 30/18

S/N 1 - 9999

PAGE INTENTIONALLY BLANK



I427000AAAAAYZ14500

PITCH CONTROL
FIGURE 1

27-30-00

FIG. 1
PAGE 0 R

NOV 30/18

FIG.ITEM	PART NUMBER	NOMENCLATURE	EFFECT FROM TO	UNITS PER ASSY	OBS
		1234567 			
1 - 1	TB27-30-00-01-001	PITCH CONTROL		RF	
10	TB27-30-01-01	.CONTROL WHEEL ASSEMBLY		1	
20	TB27-30-02-01	.PYLON ASSEMBLY		1	
30	TB27-30-03-01	.ELEVATOR TRIM TAB CONTROL		1	
40	TB27-30-04-01	.STALL WARNING INDICATOR		1	
50	TB27-30-05-01	.LINKAGE		1	

- ITEM NOT ILLUSTRATED

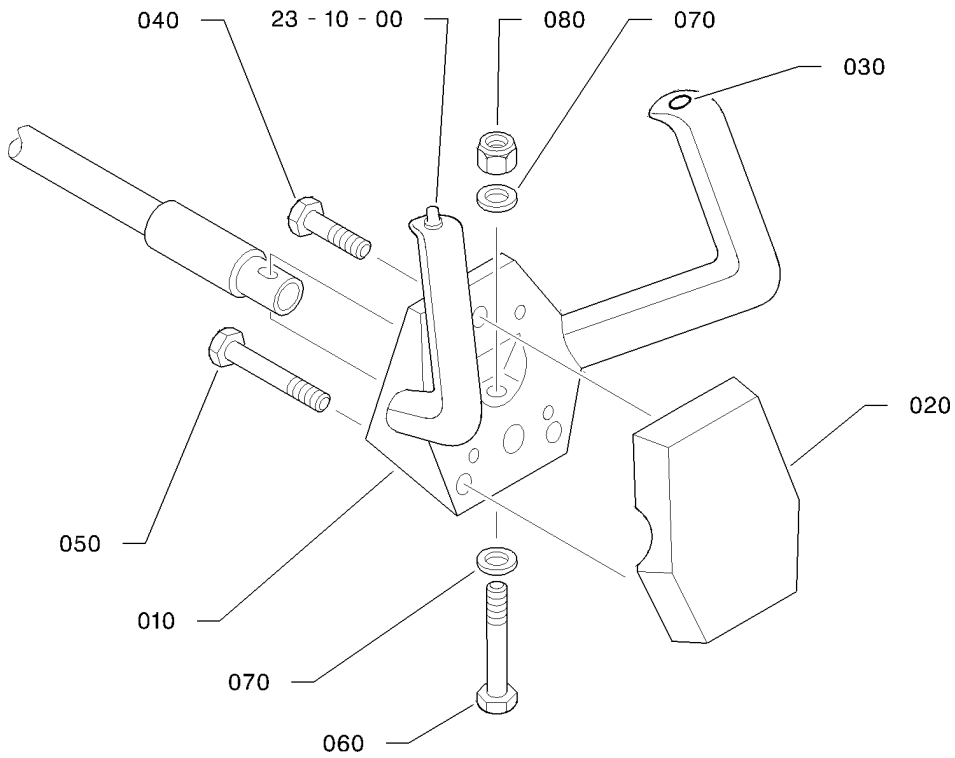
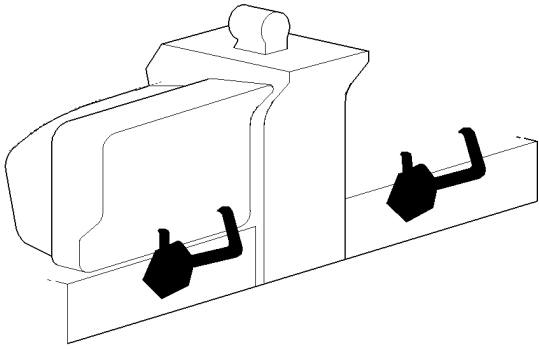
27-30-00

FIG. 1

PAGE 1 R

NOV 30/18

S/N 1 - 9999



I4273001AAAAYZ4302

CONTROL WHEEL ASSEMBLY
FIGURE 1

27-30-01

FIG. 1
PAGE 0 R

NOV 30/18

FIG.ITEM	PART NUMBER	1234567 	NOMENCLATURE	EFFECT FROM TO	UNITS PER ASSY	OBS
1 - 1	TB27-30-01-01-001		CONTROL WHEEL ASSEMBLY		RF	
10	TB10 27006204		.CONTROL WHEEL S/N 1 - 587 BLUE		2	
- 10A	TB10 27006304		.CONTROL WHEEL S/N 1 - 587 BROWN		2	
- 10B	TB10 27006404		.CONTROL WHEEL S/N 588 - 9999 GREY		2	
20	TB10 27006202		.COVER S/N 1 - 587 BLUE, WITHOUT CHRONOMETER		2	
- 20A	TB10 27006302		.COVER S/N 1 - 587 BROWN, WITHOUT CHRONOMETER		2	
- 20B	TB10 27006402		.COVER S/N 588 - 1624 WITHOUT CHRONOMETER, GREY		2	
- 20C	31-20-OPT-01		.COVER WITH CHRONOMETER		1	R
- 20D	TB10 2700640550		.COVER S/N 1625 - 9999, WITHOUT CHRONOMETER WITH PLACARD TB10 27048100 RPLD BY TB10 27006405		2	
- 20E	TB10 27006405		.COVER WITH PLACARD TB10 72074101 RPLS TB10 2700640550		2	
30	TB10 27047111		.BLANKING PLUG PRE-MOD. 151 ATTACHING PARTS		3	
40	5111929093		.SCREW		1	
50	5111929118		.SCREW		2	
60	5101229339		.BOLT		1	
70	5701039290		.WASHER OPT TO 23111AD060L MADE BY VF0111		2	R
80	5401458300		.NUT OPT TO E25412B60QQVAL MADE BY VF0110 * * *		1	R

- ITEM NOT ILLUSTRATED

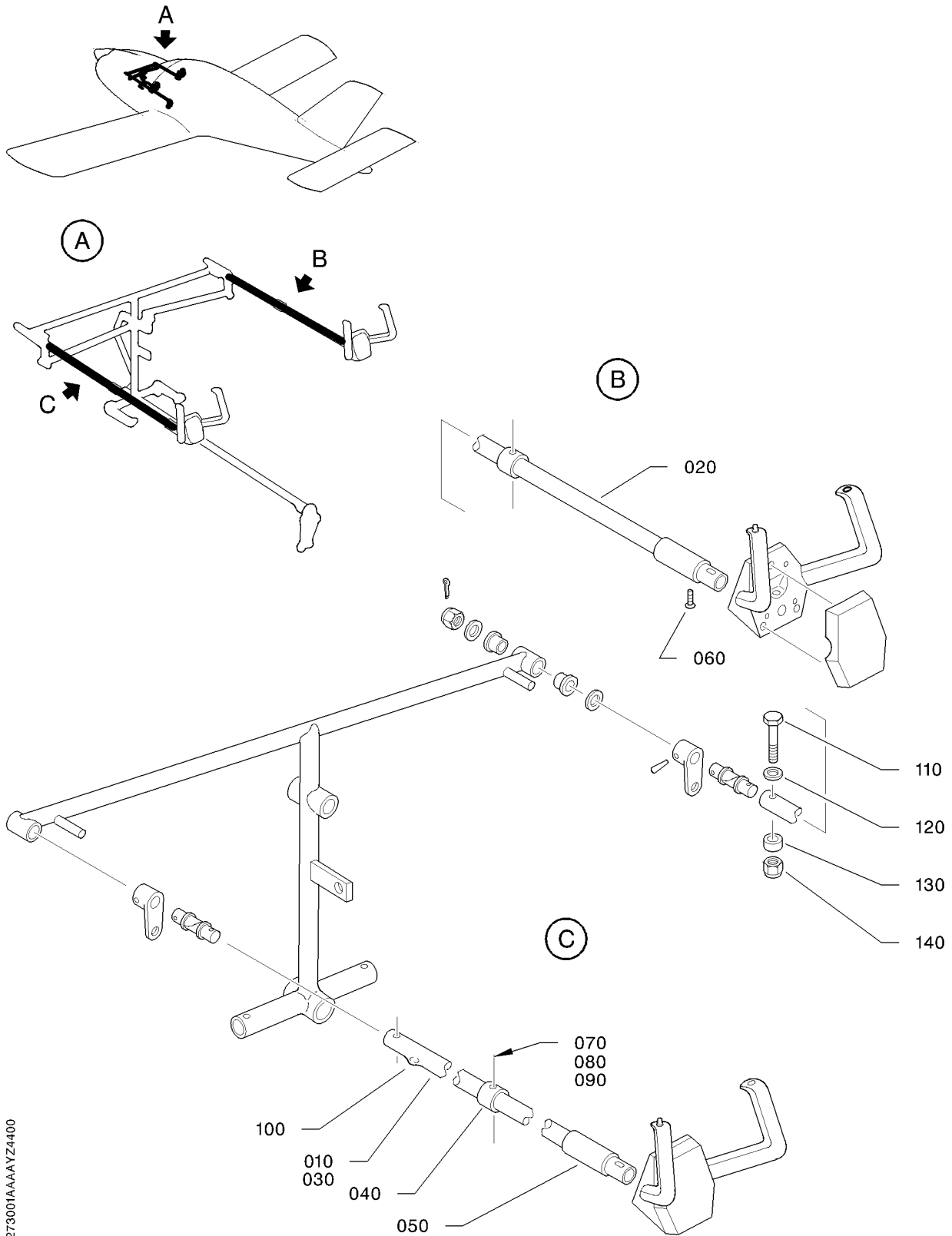
27-30-01

FIG. 1

PAGE 1

NOV 30/18

S/N 1 - 9999



14273001AAAAYZ4400

CONTROL WHEEL ASSEMBLY
FIGURE 2

27-30-01

FIG. 2
PAGE 0 R

NOV 30/18

FIG. ITEM	PART NUMBER	NOMENCLATURE	EFFECT FROM TO	UNITS PER ASSY	OBS
		1234567 			
2 - 1	TB27-30-01-02-001	CONTROL WHEEL ASSEMBLY		RF	
10	TB10 27007101	.SLIDING TUBE S/N 1 - 587		2	
- 10A	TB10 27007105	.L.H. SLIDING TUBE S/N 588 - 1925 RPLD BY TB10 27007109		1	OR
- 10B	TB10 27007109	.L.H. SLIDING TUBE RPLS TB10 27007105		1	
20	TB10 27007106	.R.H. SLIDING TUBE		1	
30	TB10 27007104	.SPRING S/N 1 - 870 RPLD BY TB10 27007116		2	OR
- 30A	TB10 27007116	.SPRING RPLS TB10 27007104		3	
40	TB10 27007102	."NOSE-UP" STOP S/N 1 - 663, 666 - 704, 707, 709 RPLD BY TB10 27007107		2	OR
- 40A	TB10 27007107	."NOSE-UP" STOP RPLS TB10 27007102		2	
50	TB10 27007103	."NOSE-DOWN" STOP S/N 1 - 663, 666 - 704, 707, 709 RPLD BY TB10 27007108		2	OR
- 50A	TB10 27007108	."NOSE-DOWN" STOP RPLS TB10 27007103		2	
60	5263055005	.SCREW S/N 1 - 544		2	
- 60A	5529308002	.BLIND RIVET S/N 545 - 9999 ATTACHING PARTS		2	
70	5101229339	.BOLT		2	
80	5701039290	.WASHER OPT TO 23111AD060L MADE BY VF0111		2	R
90	5401458300	.NUT OPT TO E25412B60QQVAL MADE BY VF0110		2	R
100	7681791207	.GROMMET VF0331 OPT TO DK5-8-11-1.5 MADE BY VF0331 S/N 1 - 663, 666 - 704, 707, 709		2	
-100A	7681790444	.GROMMET VF0331 OPT TO DA90-110-15 CODE252037 MADE BY VF0331		1	

- ITEM NOT ILLUSTRATED

27-30-01

FIG. 2

PAGE 1

NOV 30/18

S/N 1 - 9999

FIG. ITEM	PART NUMBER	1234567 	NOMENCLATURE	EFFECT FROM TO	UNITS PER ASSY	OBS
2 -100B	7681790444		.GROMMET VF0331 OPT TO DA90-110-15 CODE252037 MADE BY VF0331 S/N 664 - 665, 705 - 706, 708, 710 -1925		1	
-100C	7681790436		.GROMMET VF0331 WITH TB10 27007109 ATTACHING PARTS		2	
110	5109337197		.BOLT VF7411		2	
120	5701039240		.WASHER OPT TO ASN 53101 MADE BY VF0111		2	R
130	5703389240		.WASHER OPT TO 23119DG050J MADE BY VF0111		2	R
140	5401458239		.NUT OPT TO E25412B50QQVAL MADE BY VF0110 * * *		2	R

- ITEM NOT ILLUSTRATED

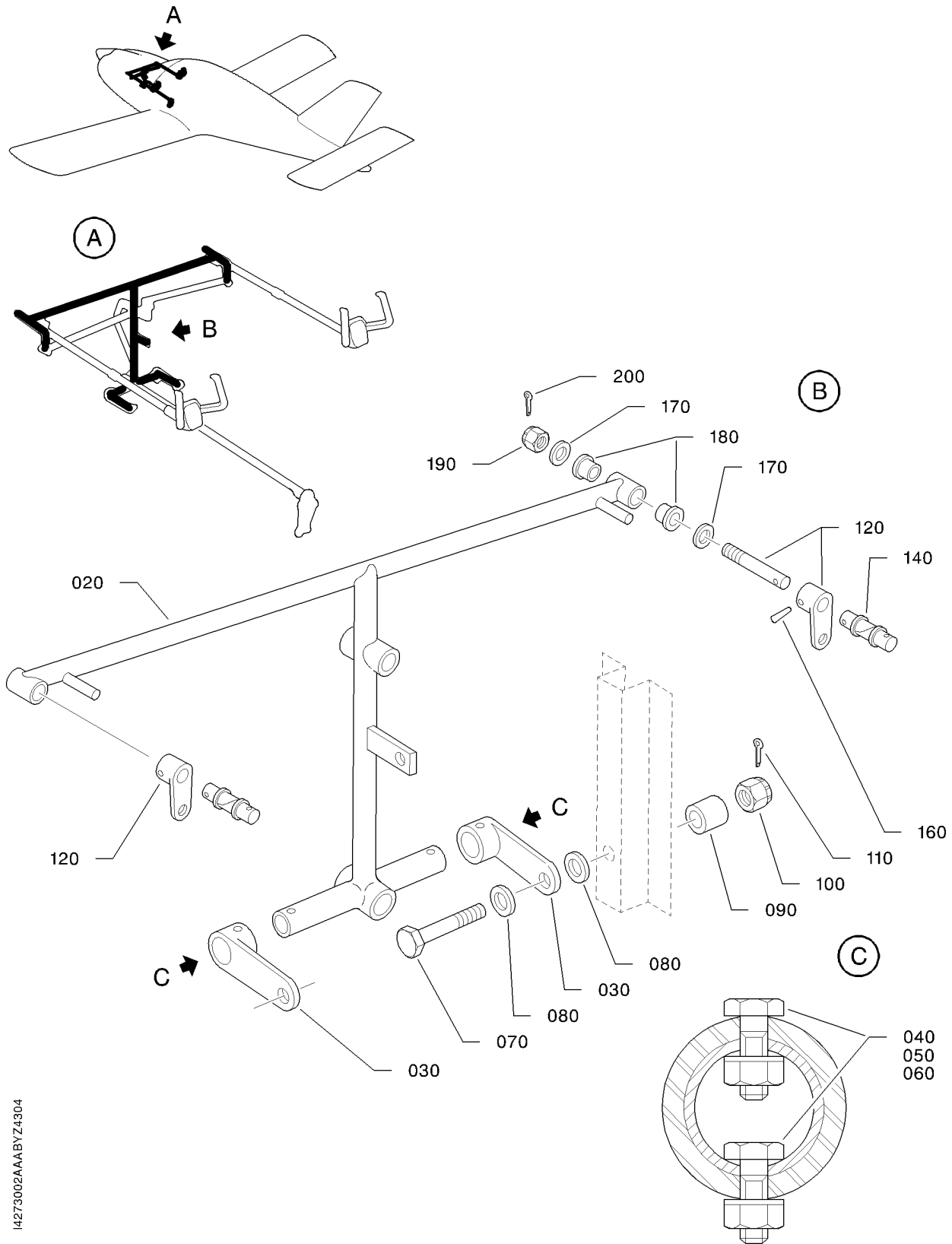
27-30-01

FIG. 2

PAGE 2

NOV 30/18

PAGE INTENTIONALLY BLANK



14273002AAA BYZ4304

PYLON ASSEMBLY
FIGURE 1

27-30-02

FIG. 1
PAGE 0 R
NOV 30/18

FIG.ITEM	PART NUMBER	NOMENCLATURE	EFFECT FROM TO	UNITS PER ASSY	OBS
1 - 1	TB27-30-02-01-001	PYLON ASSEMBLY		RF	
- 10	TB10 27001001	.PYLON ASSY RPLD BY TB10 27001006		1	NP
- 10A	TB10 27001006	.PYLON ASSY RPLS TB10 27001001 RPLD BY TB10 27001010		1	OR
20	TB10 27001002	..STRUCTURE RPLD BY TB10 27001009		1	NP
- 20A	TB10 27001009	..STRUCTURE RPLS TB10 27001002 RPLD BY TB10 27001011		1	OR
- 20B	TB10 27001011	..STRUCTURE RPLS TB10 27001009		1	
30	TB10 27001003	..LEVER ASSY RPLD BY TB10 27001017		2	NP
- 30A	TB10 27001017	..LEVER ASSY RPLS TB10 27001003 ATTACHING PARTS		2	
40	5101229174	..BOLT		2	R
50	5701039240	..WASHER OPT TO ASN 53101 MADE BY VF0111		2	R
60	5401458239	..NUT OPT TO E25412B50QQVAL MADE BY VF0110		2	R
70	5104338330	..BOLT		2	
80	5706039290	..WASHER OPT TO 23116AD060L MADE BY VF0111		2	R
90	TB10 09001116	..SPACER		2	
100	5376336300	..NUT OPT TO 22453BC060L MADE BY VF0111		2	R
110	5783009078	..COTTER PIN OPT TO 23310AA015015L MADE BY VF0111		2	R
120	TB10 27001911	..LEVER ASSY RPLD BY TB10 2700102001		2	
-120A	TB10 2700102001	..LEVER ASSY POST-MOD. 209 OR POST-SB 10-140-27 RPLS TB10 27001911		2	
140	7422120000	...GIMBAL JOINT RPLD BY TB10 27001914		2	NP
-140A	TB10 27001914	...KNURLED GIMBAL JOINT RPLS 7422120000 RPLD BY 7422010001		2	NP

- ITEM NOT ILLUSTRATED

27-30-02

FIG. 1

PAGE 1

NOV 30/18

FIG.ITEM	PART NUMBER	1234567 	NOMENCLATURE	EFFECT FROM TO	UNITS PER ASSY	OBS
1 -140B	7422010001		...GIMBAL JOINT RPLS TB10 27001914		2	NP
160	5775291001		...TAPER PIN		2	
170	7213651226		..COUNTERPLATE VF0270 OPT TO CP21226 MADE BY VF0270		4	
180	7748651000		..BALL BEARING VF0270 OPT TO 712RAX700 MADE BY VF0270		4	
190	5376336490		..NUT OPT TO 22453BC120L MADE BY VF0111		2	R
200	5783009167		..COTTER PIN		2	

- ITEM NOT ILLUSTRATED

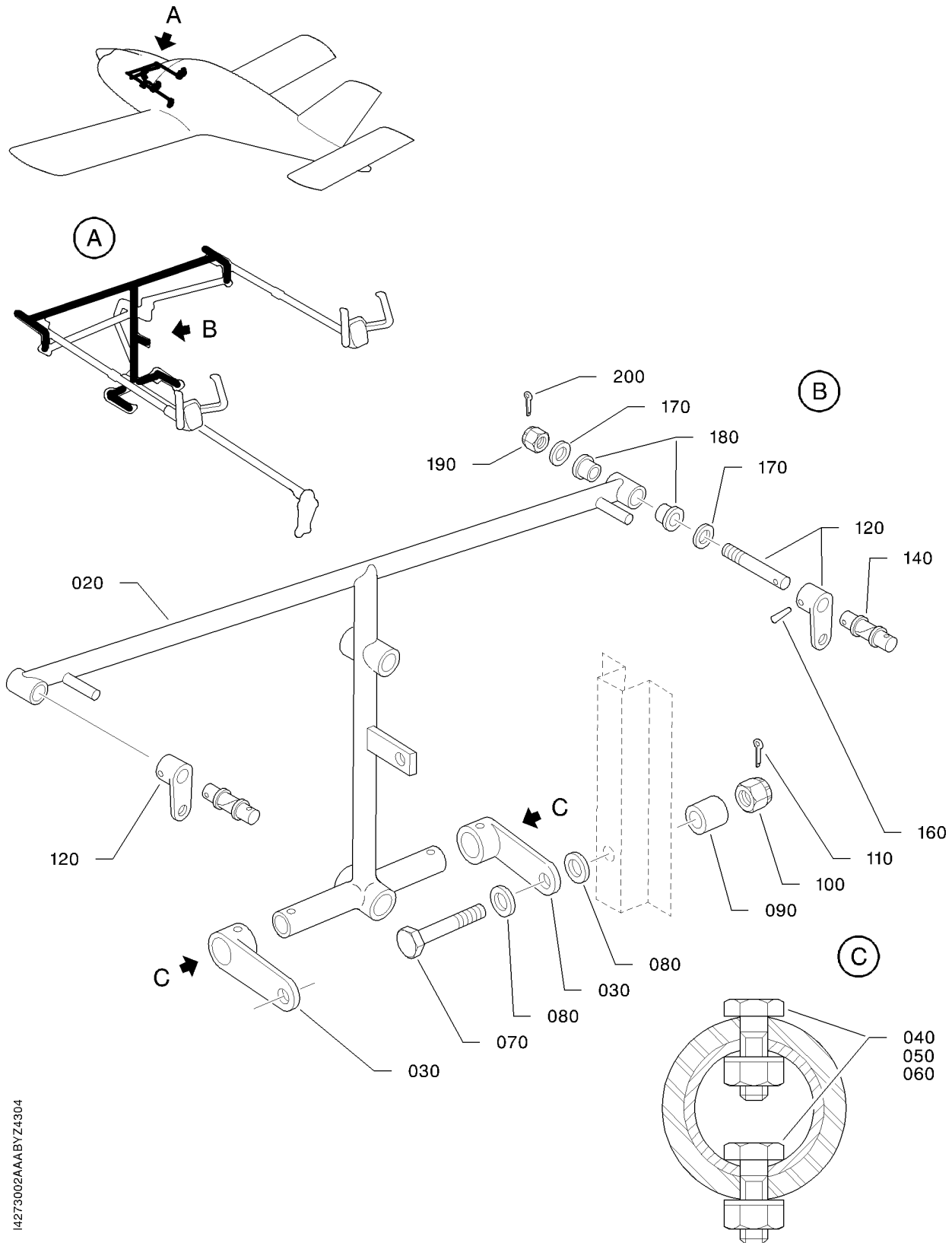
27-30-02

FIG. 1

PAGE 2

NOV 30/18

PAGE INTENTIONALLY BLANK



14273002AAA BYZ4304

PYLON ASSEMBLY
FIGURE 1A

27-30-02

FIG. 1A

PAGE 0 R

NOV 30/18

FIG.ITEM	PART NUMBER	1234567 	NOMENCLATURE	EFFECT FROM TO	UNITS PER ASSY	OBS
1A- 1	TB27-30-02-01A-001		PYLON ASSEMBLY		RF	
- 10	TB10 27001010		.PYLON ASSY S/N 750 - 1797 RPLD BY TB10 27001012		1	NP
- 10A	TB10 27001012		.PYLON ASSY RPLS TB10 27001010 RPLD BY TB10 2700101801		1	
- 10B	TB10 2700101801		.PYLON ASSY RPLS TB10 27001012		1	OR
20	TB10 27001009		..STRUCTURE RPLD BY TB10 27001011		1	OR
- 20A	TB10 27001011		..STRUCTURE RPLS TB10 27001009		1	
30	TB10 27001003		..LEVER ASSY RPLD BY TB10 27001017		2	NP
- 30A	TB10 27001017		..LEVER ASSY RPLS TB10 27001003 ATTACHING PARTS		2	
40	5101229174		..BOLT		4	R
50	5701039240		..WASHER OPT TO ASN 53101 MADE BY VF0111		4	R
60	5401458239		..NUT OPT TO E25412B50QQVAL MADE BY VF0110		4	R
70	5104338330		..BOLT		2	
80	5706039290		..WASHER OPT TO 23116AD060L MADE BY VF0111		2	R
90	TB10 09001116		..SPACER		2	
100	5376336300		..NUT OPT TO 22453BC060L MADE BY VF0111		2	R
110	5783009078		..COTTER PIN OPT TO 23310AA015015L MADE BY VF0111		2	R
120	TB10 27001911		* * * ..LEVER ASSY RPLD BY TB10 2700102001		2	
-120A	TB10 2700102001		..LEVER ASSY POST-MOD. 209 OR POST-SB 10-140-27 RPLS TB10 27001911		2	
140	TB10 27001914		...KNURLED GIMBAL JOINT S/N 750 - 900 RPLD BY 7422010001		2	NP
-140A	7422010001		...GIMBAL JOINT RPLS TB10 27001914		2	NP

- ITEM NOT ILLUSTRATED

27-30-02

FIG. 1A

PAGE 1

NOV 30/18

FIG. ITEM	PART NUMBER	1234567 	NOMENCLATURE	EFFECT FROM TO	UNITS PER ASSY	OBS
1A 160	5775291001		...TAPER PIN		2	
170	7213651226		..COUNTERPLATE VF0270 OPT TO CP21226 MADE BY VF0270		4	
180	7748651000		..BALL BEARING VF0270 OPT TO 712RAX700 MADE BY VF0270		4	
190	5376336490		..NUT OPT TO 22453BC120L MADE BY VF0111		2	R
200	5783009167		..COTTER PIN		2	

- ITEM NOT ILLUSTRATED

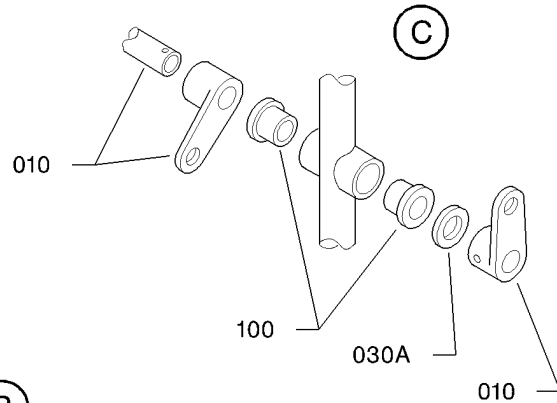
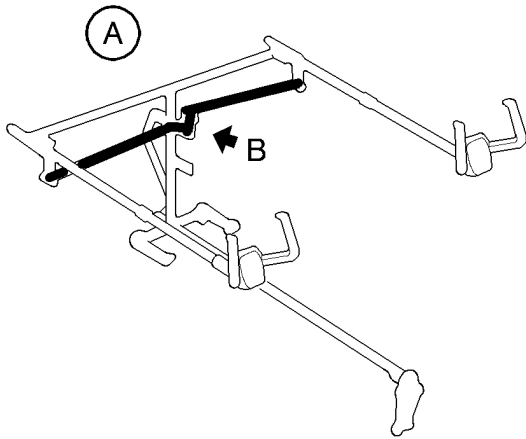
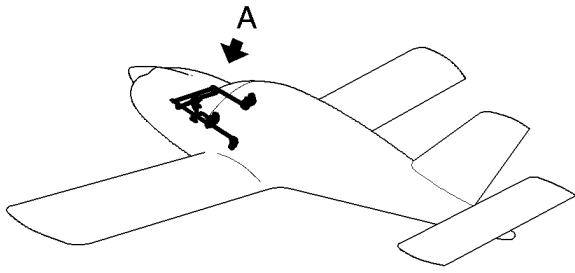
27-30-02

FIG. 1A

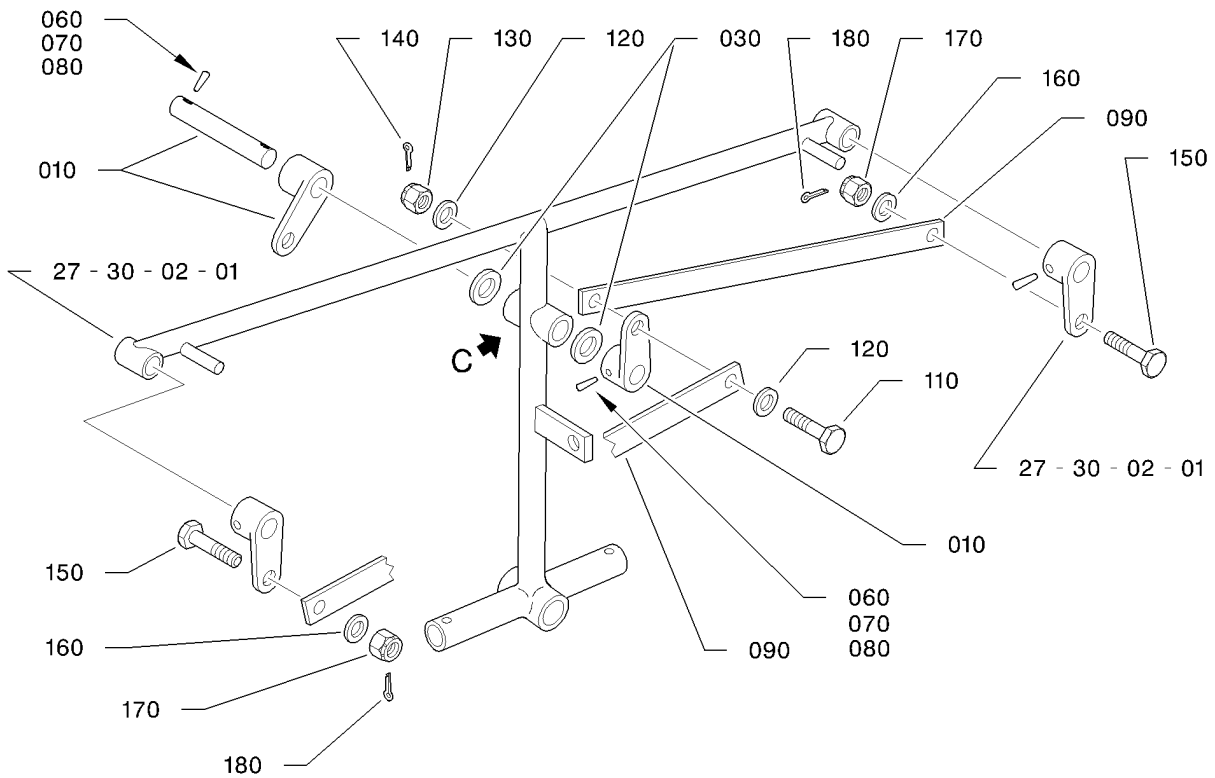
PAGE 2

NOV 30/18

PAGE INTENTIONALLY BLANK



(B)



14273002AAABYZ4401

PYLON ASSEMBLY - UPPER BELLCRANK
FIGURE 2

27-30-02

FIG. 2

PAGE 0 R

NOV 30/18

FIG.ITEM	PART NUMBER	NOMENCLATURE	EFFECT FROM TO	UNITS PER ASSY	OBS
		1234567 			
2 - 1	TB27-30-02-02-001	PYLON ASSEMBLY - UPPER BELLCRANK		RF	
10	TB10 27001915	..LEVER ASSY		1	
30	TB10 09001113	..WASHER S/N 1 - 544		2	NP
30A	TB10 09001144	..WASHER S/N 545 - 9999		1	NP
- 50A	TB10 27093100	..BOLT		1	NP R
60	5775291001	..TAPER PIN S/N 1 - 544		2	
- 60A	TB10 09097100	..SCREW S/N 545 - 9999		2	
70	5701039240	..WASHER OPT TO ASN 53101 MADE BY VF0111 S/N 545 - 9999		2	R
80	5401458239	..NUT OPT TO E25412B50QQVAL MADE BY VF0110 S/N 545 - 9999		2	R
90	TB10 27001004	..UPPER ROD ASSY		2	
100	TB10 27094100	..RING S/N 545 - 9999		2	
110	TB10 09083104	ATTACHING PARTS ..SPECIAL BOLT		1	
120	5706039290	..WASHER OPT TO 23116AD060L MADE BY VF0111		2	R
130	5376336300	..NUT OPT TO 22453BC060L MADE BY VF0111		1	R
140	5783009078	..COTTER PIN OPT TO 23310AA015015L MADE BY VF0111		1	R
150	TB10 09083103	..SPECIAL BOLT		2	
160	5706039290	..WASHER OPT TO 23116AD060L MADE BY VF0111		2	R
170	5374336300	..NUT OPT TO NFL22451BC060L MADE BY VF0111		2	R
180	5783009078	..COTTER PIN OPT TO 23310AA015015L MADE BY VF0111 * * *		2	R

- ITEM NOT ILLUSTRATED

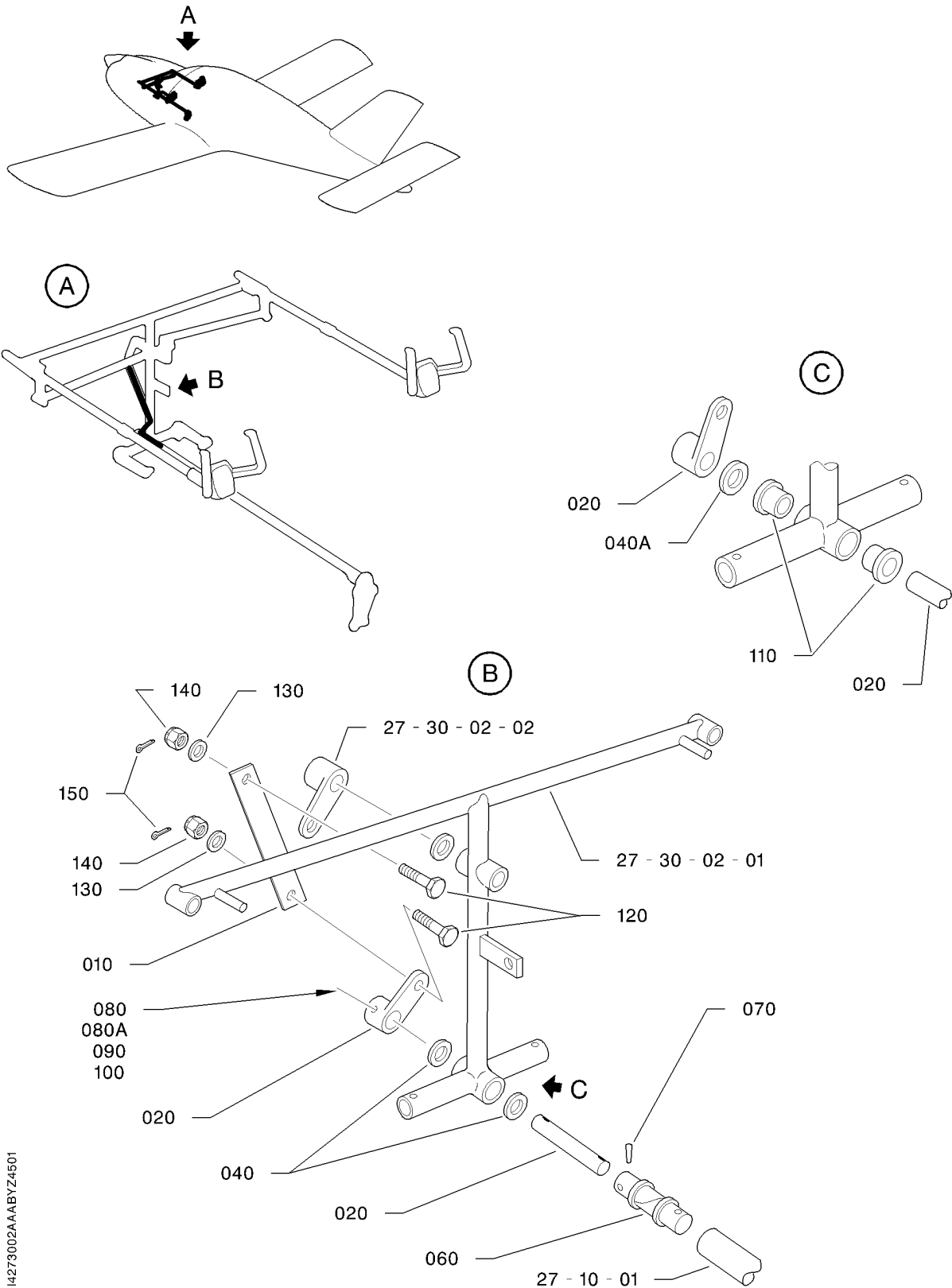
27-30-02

FIG. 2

PAGE 1

NOV 30/18

S/N 1 - 9999



14273002AAABYZ4501

PYLON ASSEMBLY - LOWER BELLCRANK
FIGURE 3

27-30-02

FIG. 3

PAGE 0 R

NOV 30/18

FIG.ITEM	PART NUMBER	1234567 	NOMENCLATURE	EFFECT FROM TO	UNITS PER ASSY	OBS
3 - 1	TB27-30-02-03-001		PYLON ASSEMBLY - LOWER BELLCRANK		RF	
10	TB10 27001005		.LOWER ROD ASSY		1	
20	TB10 27001916		.LEVER ASSY S/N 545 - 9999 REFER TO SB 10-130-27 RPLD BY TB10 2700101901		1	
- 20A	TB10 2700101901		.LEVER ASSY POST-MOD. 209 OR POST-SB 10-140-27 RPLS TB10 27001916		1	
40	TB10 09001113		..WASHER S/N 1 - 544		2	NP
40A	TB10 09001144		..WASHER S/N 545 - 9999		1	NP
60	TB10 27001129		..GIMBAL JOINT S/N 1 - 900 REFER TO SB 10-130-27 RPLD BY 7422010002		1	NP
- 60A	7422010002		..GIMBAL JOINT REFER TO SB 10-130-27 RPLS TB10 27001129		1	OR
70	5775291001		..TAPER PIN		1	
80	5775291001		..TAPER PIN S/N 1 - 544		1	
80A	TB10 09097100		..SCREW S/N 545 - 9999		1	
90	5701039240		..WASHER OPT TO ASN 53101 MADE BY VF0111 S/N 545 - 9999		1	R
100	5401458239		..NUT OPT TO E25412B50QQVAL MADE BY VF0110 S/N 545 - 9999		1	R
110	TB10 27094100		.RING S/N 545 - 9999 ATTACHING PARTS		2	
120	TB10 09083103		.SPECIAL BOLT		2	
130	5706039290		.WASHER OPT TO 23116AD060L MADE BY VF0111		2	R
140	5374336300		.NUT OPT TO NFL22451BC060L MADE BY VF0111		2	R
150	5783009078		.COTTER PIN OPT TO 23310AA015015L MADE BY VF0111 * * *		2	R

- ITEM NOT ILLUSTRATED

27-30-02

FIG. 3

PAGE 1

NOV 30/18

S/N 1 - 9999

FIG.ITEM	PART NUMBER	1234567 	NOMENCLATURE	EFFECT FROM TO	UNITS PER ASSY	OBS
1 - 1	TF27-30-03-01-001		ELEVATOR TRIM TAB CONTROL - CONTROL SUPPORT		RF	
10	TB10 27070105		.SUPPORT ATTACHING PARTS		1	
20	5101229174		.BOLT		2	R
30	5701039240		.WASHER OPT TO ASN 53101 MADE BY VF0111		4	R
40	5401458239		.NUT OPT TO E25412B50QQVAL MADE BY VF0110		2	R
			* * *			
50	TB10 27069100		.HOUSING ATTACHING PARTS		1	
60	5102953106		.BOLT		2	
70	5701039160		.WASHER OPT TO NFL23111AD040L MADE BY VF0111		2	R
80	5401458159		.NUT OPT TO E25412B40QQVAL MADE BY VF0110		2	R
			SUPSD BY 5414468159			
- 80A	5414468159		.NUT OPT TO 4PH135M MADE BY VF0224 SUPSDS 5401458159		2	R
			* * *			
90	TB10 27025002		.WHEEL ASSY		1	
100	TB10 27075100		.GEAR		1	NP
110	5775291078		.TAPER PIN		1	
120	14137.8		.LOCKWASHER		1	
130	5701039090		.WASHER OPT TO E27611E90AAUL MADE BY VF0111		1	R
140	TB10 27053100		.RACK RPLD BY TB10 27053102		1	OR
-140A	TB10 27053102		.RACK RPLS TB10 27053100		1	
150	TB10 27070120		.TUBE		1	
160	5775291153		.TAPER PIN		1	
-170	TB10 27066000		.RACK ASSY		1	
180	TB10 27066100		..RACK		1	NP
190	TB10 27066102		..INDEX ATTACHING PARTS		1	NP
200	5142833118		..SCREW		1	
210	5142833089		..SCREW		2	
220	TB10 09035100		..SPACER		3	

- ITEM NOT ILLUSTRATED

27-30-03

FIG. 1

PAGE 1

NOV 30/18

FIG.ITEM	PART NUMBER	1234567 	NOMENCLATURE	EFFECT FROM TO	UNITS PER ASSY	OBS
1 230	5706039160		..WASHER OPT TO NFL23116AD040L MADE BY VF0111		3	R
240	5401458159		..NUT OPT TO E25412B40QQVAL MADE BY VF0110 SUPSD BY 5414468159		3	R
-240A	5414468159		..NUT OPT TO 4PH135M MADE BY VF0224 SUPSDS 5401458159 * * *		3	R
250	TB10 09021100		.NUT		2	

- ITEM NOT ILLUSTRATED

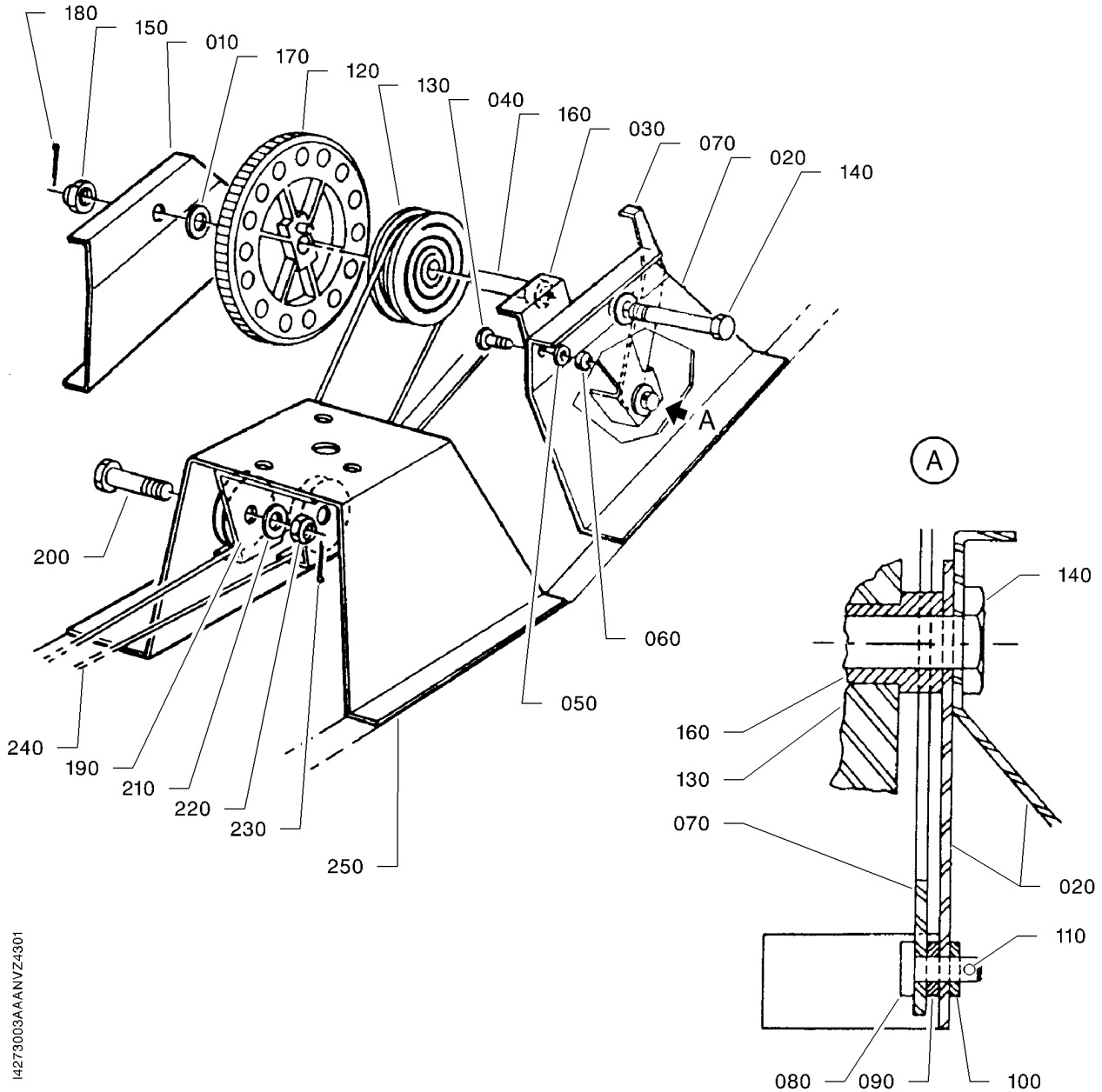
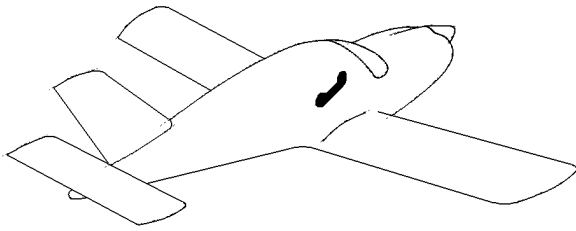
27-30-03

FIG. 1

PAGE 2

NOV 30/18

PAGE INTENTIONALLY BLANK



14273003AAAANVZ4301

ELEVATOR TRIM TAB CONTROL SUPPORT
FIGURE 1A

27-30-03

FIG. 1A

PAGE 0 R

NOV 30/18

FIG. ITEM	PART NUMBER	1234567 	NOMENCLATURE	EFFECT FROM TO	UNITS PER ASSY	OBS
1A- 1	TB27-30-03-01A-001		ELEVATOR TRIM TAB CONTROL SUPPORT		RF	
10	TB20 27007100		.L.H. SUPPORT		1	OR
20	TB20 27007001		.R.H. SUPPORT		1	OR
30	TB20 27007104		.ANGLE BRACKET ATTACHING PARTS		1	
40	5102953075		.BOLT OPT TO E27311H40Q10AGUL MADE BY VF0110		2	R
50	5701039160		.WASHER OPT TO NFL23111AD040L MADE BY VF0111		2	R
60	5401458159		.NUT OPT TO E25412B40QQVAL MADE BY VF0110 SUPSD BY 5414468159		2	R
- 60A	5414468159		.NUT OPT TO 4PH135M MADE BY VF0224 SUPSDS 5401458159 * * *		2	R
70	TB20 27078000		.INDEX ATTACHING PARTS		1	
80	5611273080		.CLEVIS PIN		1	
90	5727849402		.SPRING WASHER OPT TO 500402-00 MADE BY VF0349		1	R
100	5701039160		.WASHER OPT TO NFL23111AD040L MADE BY VF0111		1	R
110	5783009078		.COTTER PIN OPT TO 23310AA015015L MADE BY VF0111		1	R
120	TB20 27024000		.WHEEL PRE-MOD. 175		1	
-120A	TB20 2702400000		.WHEEL POST-MOD. 175		1	
130	TB20 27057100		.REEL PRE-MOD. 175		1	
-130A	TB20 2705710000		.REEL POST-MOD. 175		1	
140	5104338535		.BOLT		1	
150	5376336376		.NUT OPT TO 22453BC080L MADE BY VF0111		1	R
160	TB20 27019100		.SPACER PRE-MOD. 175		1	
-160A	TB20 2701910000		.SPACER POST-MOD. 175		1	

- ITEM NOT ILLUSTRATED

27-30-03

FIG. 1A

PAGE 1

NOV 30/18

FIG. ITEM	PART NUMBER	NOMENCLATURE		EFFECT FROM TO	UNITS PER ASSY	OBS
		1234567 				
1A 170	5701039365		.WASHER OPT TO 23111AD080L MADE BY VF0111		1	R
180	5783009087		.COTTER PIN OPT TO 23310AA015020L MADE BY VF0111		1	R
190	7701065661		* * * .PULLEY OPT TO MS24566-1B MADE BY V96906		2	
200	5106301006		.BOLT V88044 OPT TO AN 3-6 MADE BY V88044		2	
210	5701039160		.WASHER OPT TO NFL23111AD040L MADE BY VF0111		2	R
220	5338302215		.NUT V88044 OPT TO AN310-3 MADE BY V88044		4	
230	5783009036		.COTTER PIN VF0111 OPT TO 23310AA010015L MADE BY VF0111 VARIANT		4	
-230A	5783172036		.COTTER PIN VARIANT		4	
-230B	5783014036		.COTTER PIN OPT TO 23310AA010015LE MADE BY VF0111 VARIANT		4	R
240	TB20 27015001		.CABLE		1	
250	TB20 27007003		.SUPPORT ASSY		1	

- ITEM NOT ILLUSTRATED

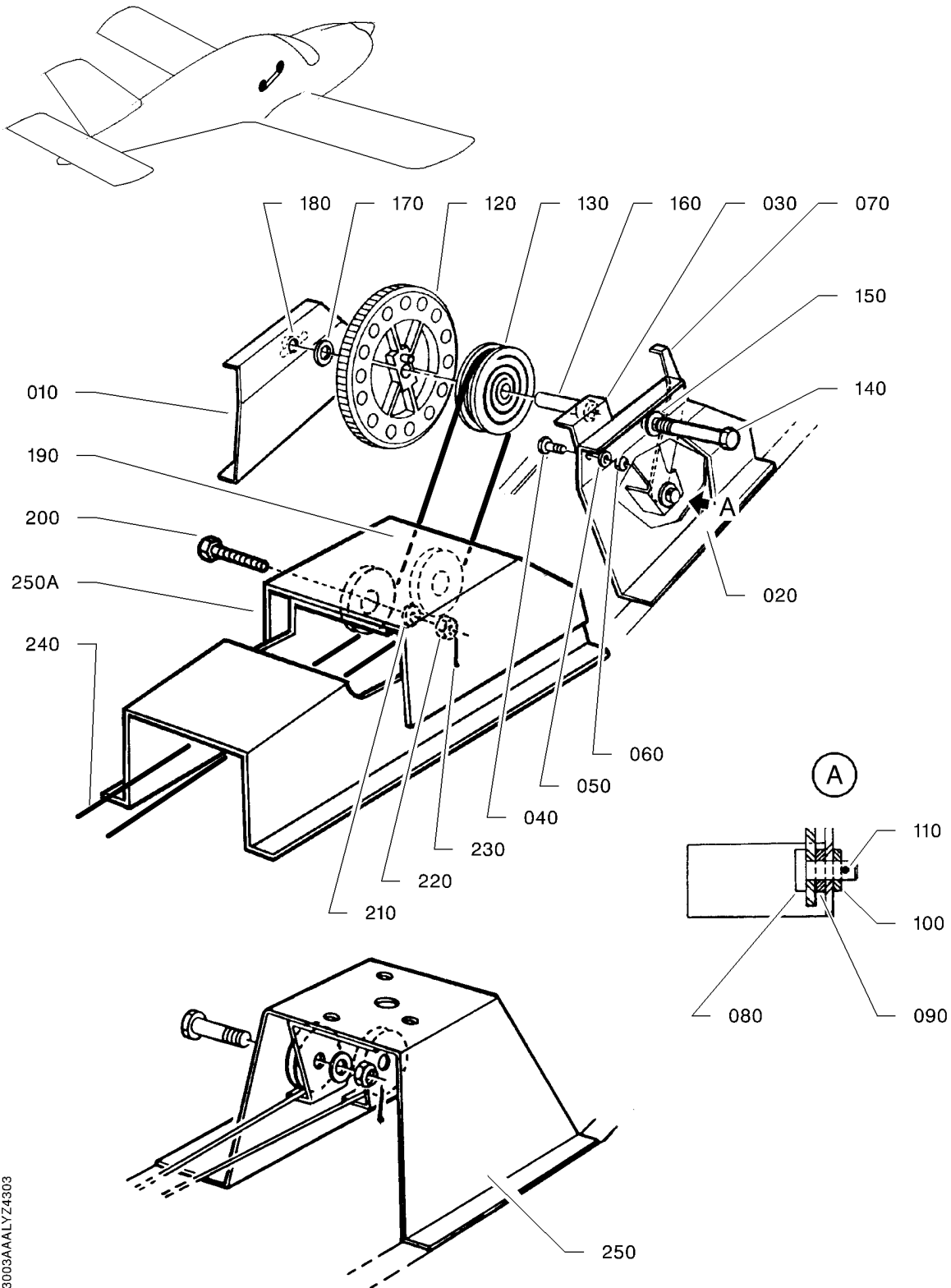
27-30-03

FIG. 1A

PAGE 2

NOV 30/18

PAGE INTENTIONALLY BLANK



14273003AAALYZ4303

ELEVATOR TRIM TAB CONTROL SUPPORT
FIGURE 1B

27-30-03

FIG. 1B

PAGE 0 R

NOV 30/18

FIG.ITEM	PART NUMBER	1234567 	NOMENCLATURE	EFFECT FROM TO	UNITS PER ASSY	OBS
1B- 1	TB27-30-03-01B-001		ELEVATOR TRIM TAB CONTROL SUPPORT		RF	
10	TB20 27007005		.L.H. SUPPORT		1	
20	TB20 27007004		.R.H. SUPPORT		1	
30	TB20 27007104		.ANGLE BRACKET ATTACHING PARTS		1	
40	5102953075		.BOLT OPT TO E27311H40Q10AGUL MADE BY VF0110		2	R
50	5701039160		.WASHER OPT TO NFL23111AD040L MADE BY VF0111		2	R
60	5401458159		.NUT OPT TO E25412B40QQVAL MADE BY VF0110 SUPSD BY 5414468159		2	R
- 60A	5414468159		.NUT OPT TO 4PH135M MADE BY VF0224 SUPSDS 5401458159 * * *		2	R
70	TB20 27078000		.INDEX ATTACHING PARTS		1	
80	5611273080		.CLEVIS PIN		1	
90	5727849402		.SPRING WASHER OPT TO 500402-00 MADE BY VF0349		1	R
100	5701039160		.WASHER OPT TO NFL23111AD040L MADE BY VF0111		1	R
110	5783009078		.COTTER PIN OPT TO 23310AA015015L MADE BY VF0111		1	R
120	TB20 27024000		.WHEEL PRE-MOD. 175		1	
-120A	TB20 2702400000		.WHEEL POST-MOD. 175		1	
130	TB20 27057100		.REEL PRE-MOD. 175		1	
-130A	TB20 2705710000		.REEL POST-MOD. 175		1	
140	5101229537		.BOLT		1	
150	5757013365		.LOCKWASHER		1	
160	TB20 27019100		.SPACER PRE-MOD. 175		1	
-160A	TB20 2701910000		.SPACER POST-MOD. 175		1	
170	5701039365		.WASHER OPT TO 23111AD080L MADE BY VF0111		1	R

- ITEM NOT ILLUSTRATED

27-30-03

FIG. 1B

PAGE 1

NOV 30/18

FIG. ITEM	PART NUMBER	1234567 	NOMENCLATURE	EFFECT FROM TO	UNITS PER ASSY	OBS
1B 180	5421465376		.ANCHOR NUT, TWO LUG OPT TO 8G109M MADE BY VF0224 * * *		1	R
190	7701065661		.PULLEY OPT TO MS24566-1B MADE BY V96906		2	
200	5106301006		.BOLT OPT TO AN 3-6 MADE BY V88044		2	R
210	5701039160		.WASHER OPT TO NFL23111AD040L MADE BY VF0111		2	R
220	5338302215		.NUT V88044 OPT TO AN310-3 MADE BY V88044		4	
230	5783009036		.COTTER PIN VF0111 OPT TO 23310AA010015L MADE BY VF0111 VARIANT		4	
-230A	5783172036		.COTTER PIN VARIANT		4	
-230B	5783014036		.COTTER PIN OPT TO 23310AA010015LE MADE BY VF0111 VARIANT		4	R
240	TB20 27015001		.CABLE		1	
250	TB20 27007003		.SUPPORT ASSY S/N 588, 600, 610 - 730		1	
250A	TB28-20-04-01		.FUEL SELECTOR CONTROL S/N 731 - 9999		1	R

- ITEM NOT ILLUSTRATED

27-30-03

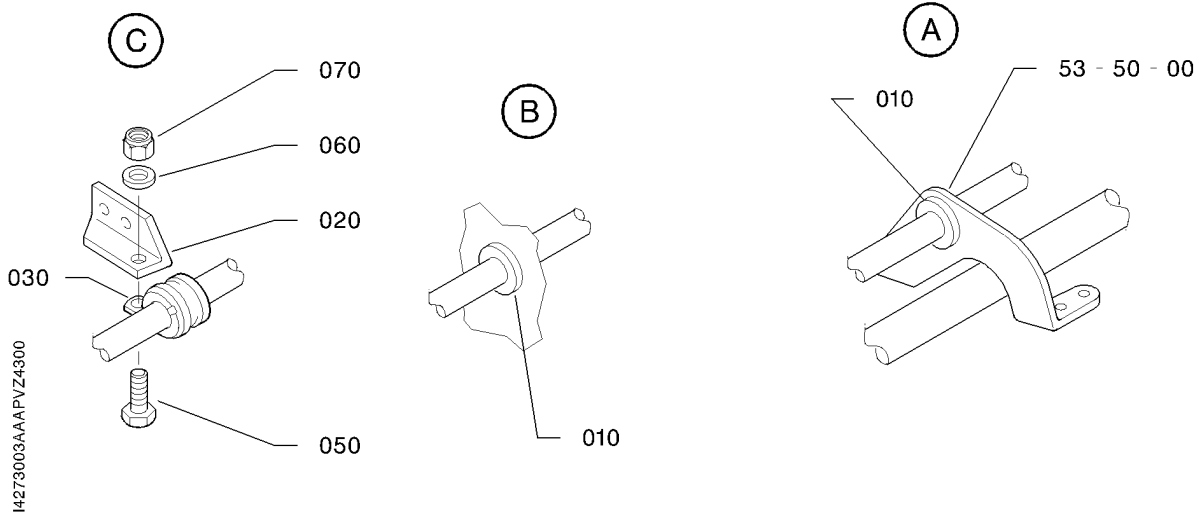
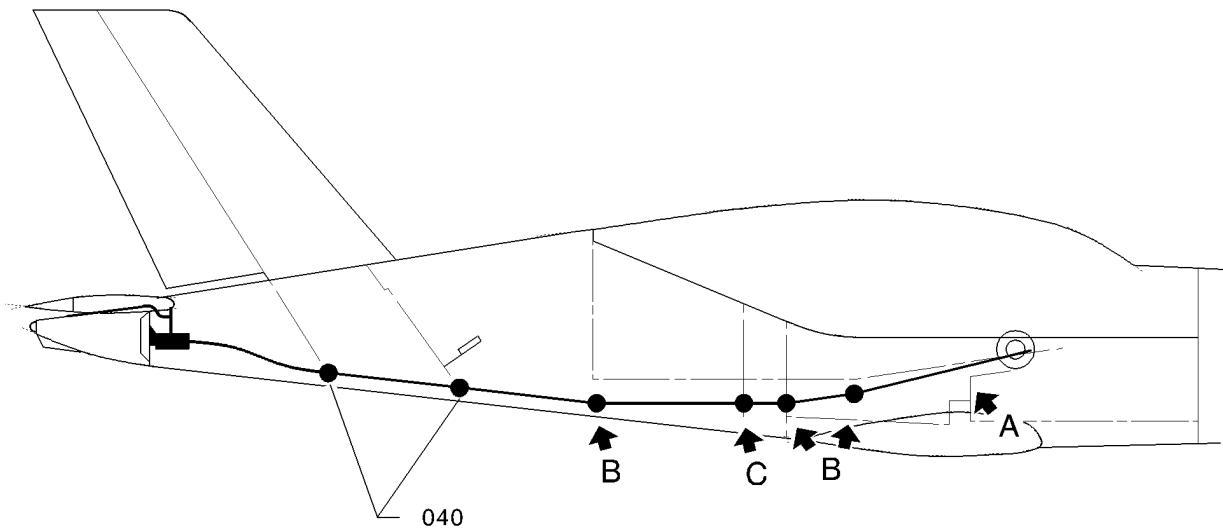
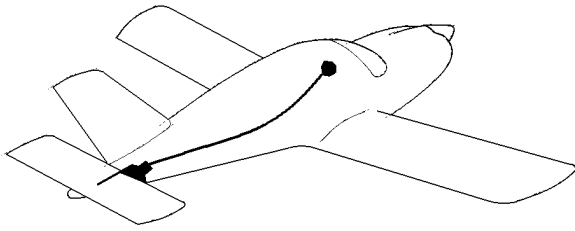
FIG. 1B

PAGE 2

NOV 30/18

S/N 588, 600, 610 - 9999

PAGE INTENTIONALLY BLANK



14273003AAA PVZ4300

ELEVATOR TRIM TAB CONTROL - GUIDE
FIGURE 2

27-30-03

FIG. 2
PAGE 0 R
NOV 30/18

FIG.ITEM	PART NUMBER	1234567 	NOMENCLATURE	EFFECT FROM TO	UNITS PER ASSY	OBS
2 - 1	TF27-30-03-02-001		ELEVATOR TRIM TAB CONTROL - GUIDE		RF	
10	7681924604		.GROMMET OPT TO 551-30 MADE BY VF0232		4	R R
20	TB10 27003123		.SUPPORT CLAMP SUPPORT FRAMES NO. 5, NO. 7, NO. 8		3	OR R
30	7141381013		.CLAMP VF0215 OPT TO 25P12 MADE BY VF0215		1	
40	7141381011		.CLAMP VF0215 OPT TO 25P10 MADE BY VF0215		2	
50	5102953168		ATTACHING PARTS .BOLT VF0110 OPT TO NFE27311H50Q12AGUL MADE BY VF0110		3	
60	5701039240		.WASHER OPT TO ASN 53101 MADE BY VF0111		3	R
70	5401458239		.NUT OPT TO E25412B50QQVAL MADE BY VF0110 * * *		3	R

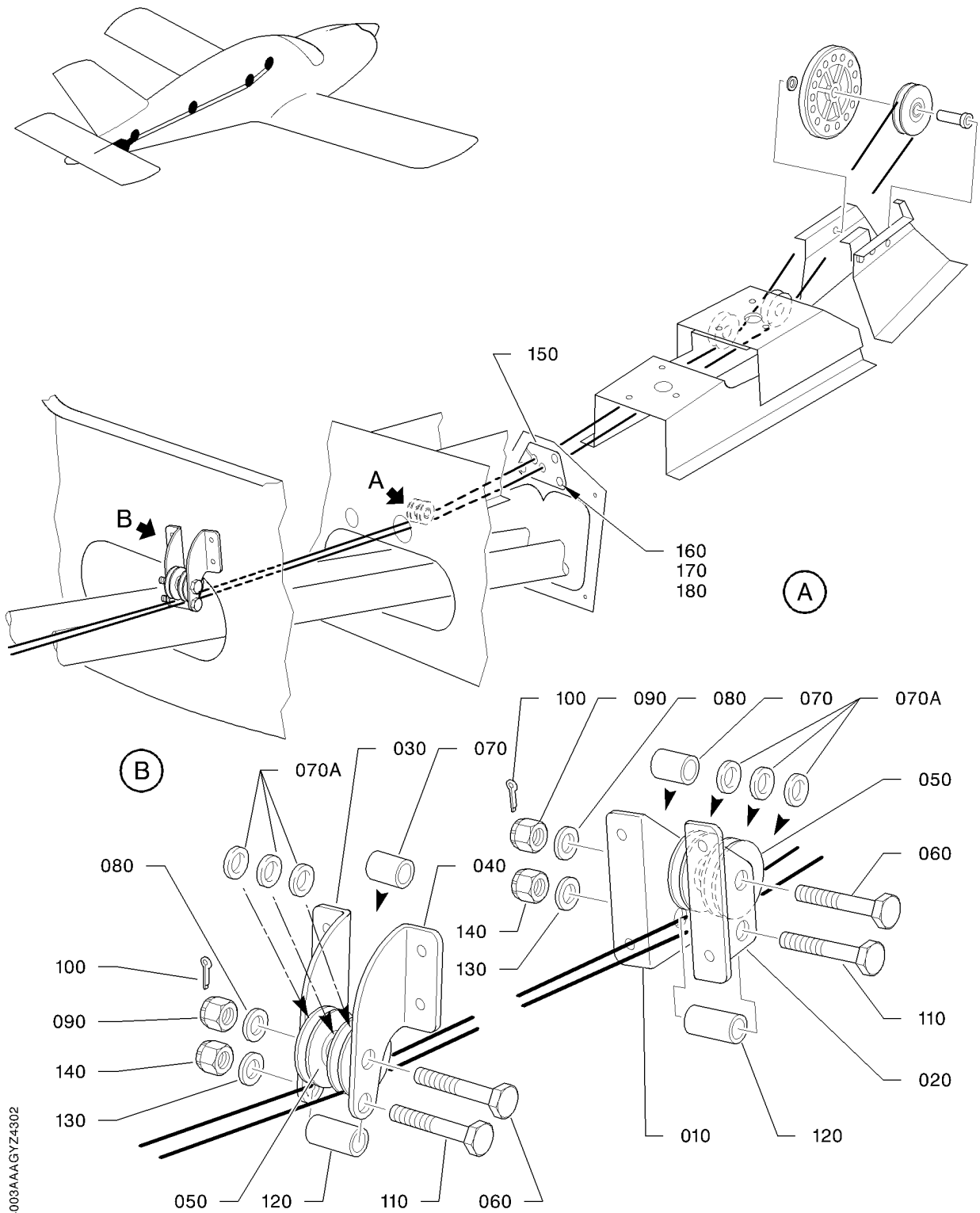
- ITEM NOT ILLUSTRATED

27-30-03

FIG. 2

PAGE 1

NOV 30/18



I4273003AAA GYZ4302

ELEVATOR TRIM TAB CONTROL - CABLE GUIDE
FIGURE 2A

27-30-03

FIG. 2A

PAGE 0 R

NOV 30/18

FIG.ITEM	PART NUMBER	NOMENCLATURE	EFFECT FROM TO	UNITS PER ASSY	OBS
2A- 1	TB27-30-03-02A-001	ELEVATOR TRIM TAB CONTROL - CABLE GUIDE		RF	
10	TB20 27008100	.L.H. BRACKET PRE-MOD. 175		1	
- 10A	TB20 2704010000	.L.H. BRACKET POST-MOD. 175		1	
20	TB20 27008101	.R.H. BRACKET PRE-MOD. 175		1	
- 20A	TB20 2704110000	.R.H. BRACKET POST-MOD. 175		1	
30	TB20 27008102	.L.H. BRACKET PRE-MOD. 175		1	
- 30A	TB20 2704210001	.L.H. BRACKET POST-MOD. 175		1	
40	TB20 27008103	.R.H. BRACKET PRE-MOD. 175		1	
- 40A	TB20 2704310001	.R.H. BRACKET POST-MOD. 175		1	
50	7701065661	.PULLEY OPT TO MS24566-1B MADE BY V96906		4	
60	5106301012	.BOLT OPT TO AN3-12 MADE BY V88044		2	R
70	TB20 09001103	.SPACER RPLD BY TB20 09001105		2	NP
70A	TB20 09001105	.SPACER RPLS TB20 09001103		6	
80	5705015240	.WASHER OPT TO 23118AD050L MADE BY VF0111		2	R
90	5338302215	.NUT OPT TO AN310-3 MADE BY V88044		2	R
100	5783009036	.COTTER PIN OPT TO 23310AA010015L MADE BY VF0111		2	R
-100A	5783172036	.COTTER PIN VARIANT		2	
-100B	5783014036	.COTTER PIN OPT TO 23310AA010015LE MADE BY VF0111		2	R
110	5102953106	.BOLT		2	
120	TB20 09001104	.SPACER		2	
130	5701039160	.WASHER OPT TO NFL23111AD040L MADE BY VF0111		2	R

- ITEM NOT ILLUSTRATED

27-30-03

FIG. 2A

PAGE 1

NOV 30/18

FIG. ITEM	PART NUMBER	1234567 	NOMENCLATURE	EFFECT FROM TO	UNITS PER ASSY	OBS
2A 140	5401458159		.NUT OPT TO E25412B40QQVAL MADE BY VF0110 SUPSD BY 5414468159		2	R
-140A	5414468159		.NUT OPT TO 4PH135M MADE BY VF0224 SUPSDS 5401458159		2	R
150	TB20 2700110400		.CABLE-GUIDE POST-MOD. 175		1	
160	5111902086		.SCREW POST-MOD. 175		3	
170	5701039160		.WASHER OPT TO NFL23111AD040L MADE BY VF0111 POST-MOD. 175		3	R
180	5401458159		.NUT OPT TO E25412B40QQVAL MADE BY VF0110 POST-MOD. 175 SUPSD BY 5414468159		3	R
-180A	5414468159		.NUT OPT TO 4PH135M MADE BY VF0224 POST-MOD. 175 SUPSDS 5401458159		3	R

- ITEM NOT ILLUSTRATED

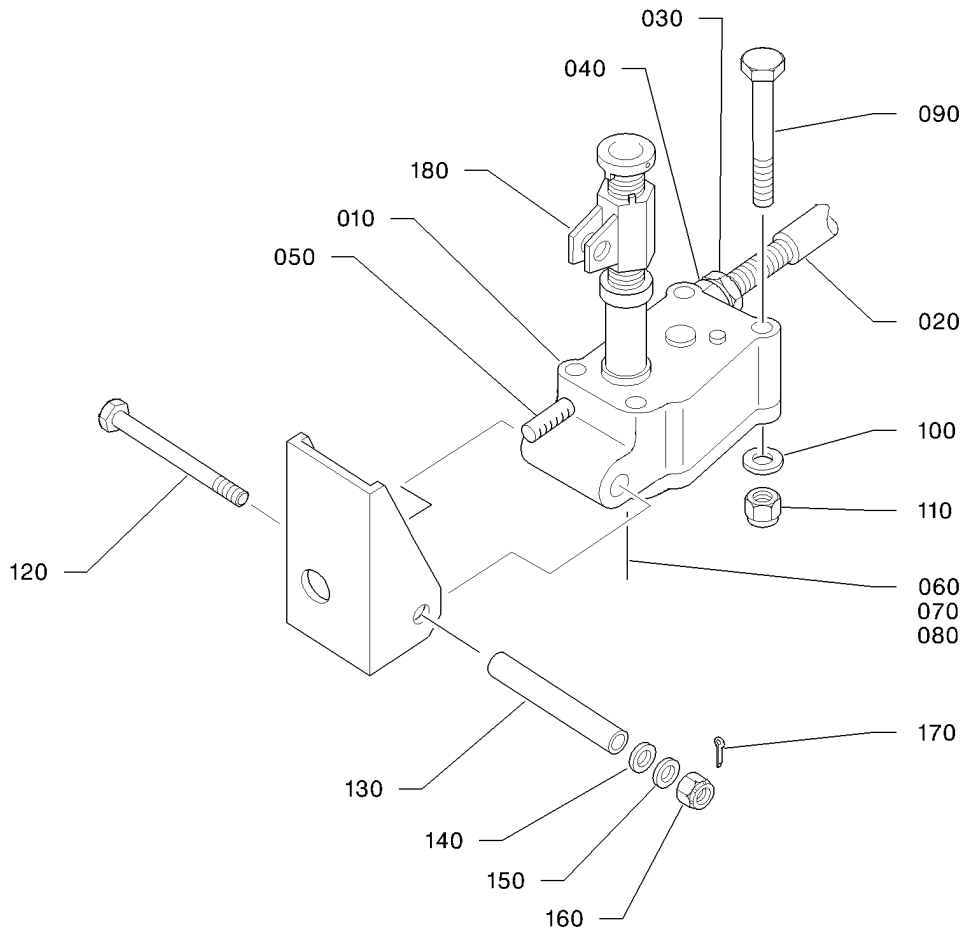
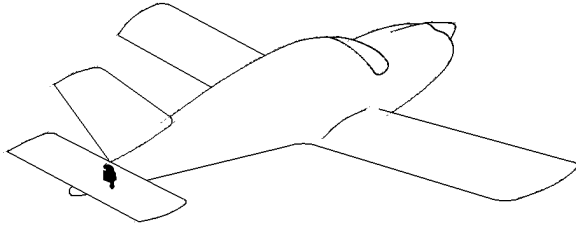
27-30-03

FIG. 2A

PAGE 2

NOV 30/18

PAGE INTENTIONALLY BLANK



I4273003AAASVZ4400

ELEVATOR TRIM TAB CONTROL - TRIM ACTUATOR
FIGURE 3

27-30-03

FIG. 3
PAGE 0 R

NOV 30/18

FIG.ITEM	PART NUMBER	1234567 	NOMENCLATURE	EFFECT FROM TO	UNITS PER ASSY	OBS
3 - 1	TF27-30-03-03-001		ELEVATOR TRIM TAB CONTROL - TRIM ACTUATOR		RF	R
10	TB10 27051000		.TRIM ACTUATOR ASSY		1	
20	TB10 27052002		..BALL BEARING CONTROL		1	
30	TB10 09021101		...L.H. THREAD NUT		1	
40	TB10 27084100		..END FITTING		1	
50	TB10 27053100		..RACK		1	OR
60	5705015365		..WASHER OPT TO 23118AD080L MADE BY VF0111		1	R
70	5376336376		..NUT OPT TO 22453BC080L MADE BY VF0111		1	R
80	5783009087		..COTTER PIN OPT TO 23310AA015020L MADE BY VF0111		1	R
90	5101229236		..BOLT		4	
100	5701039240		..WASHER OPT TO ASN 53101 MADE BY VF0111		4	R
110	5401458239		..NUT OPT TO E25412B50QQVAL MADE BY VF0110		4	R
120	5104338391		ATTACHING PARTS ..BOLT S/N 1 - 5, 7 - 17, 21 - 25, 27 - 33, POST-SB 10-03-27 ; S/N 6, 18 - 20, 26, 34 - 274		1	
130	TB10 09001127		..SPACER		1	
140	5701039290		..WASHER OPT TO 23111AD060L MADE BY VF0111 S/N 1 - 5, 7 - 17, 21 - 25, 27 - 33, POST-SB 10-03-27 ; S/N 6, 18 - 20, 26, 34 - 274		1	R
150	5703036290		..WASHER OPT TO 23119AD060L MADE BY VF0111 S/N 1 - 5, 7 - 17, 21 - 25, 27 - 33, POST-SB 10-03-27 ; S/N 6, 18 - 20, 26, 34 - 274		1	R
160	5374336300		..NUT OPT TO NFL22451BC060L MADE BY VF0111		1	R
170	5783009078		..COTTER PIN OPT TO 23310AA015015L MADE BY VF0111		1	R

- ITEM NOT ILLUSTRATED

27-30-03

FIG. 3

PAGE 1

NOV 30/18

S/N 1 - 274

FIG.ITEM	PART NUMBER	NOMENCLATURE	EFFECT FROM TO	UNITS PER ASSY	OBS
3 180	TB10 27056102	1234567 ..ACTUATOR NUT * * *		1	

- ITEM NOT ILLUSTRATED

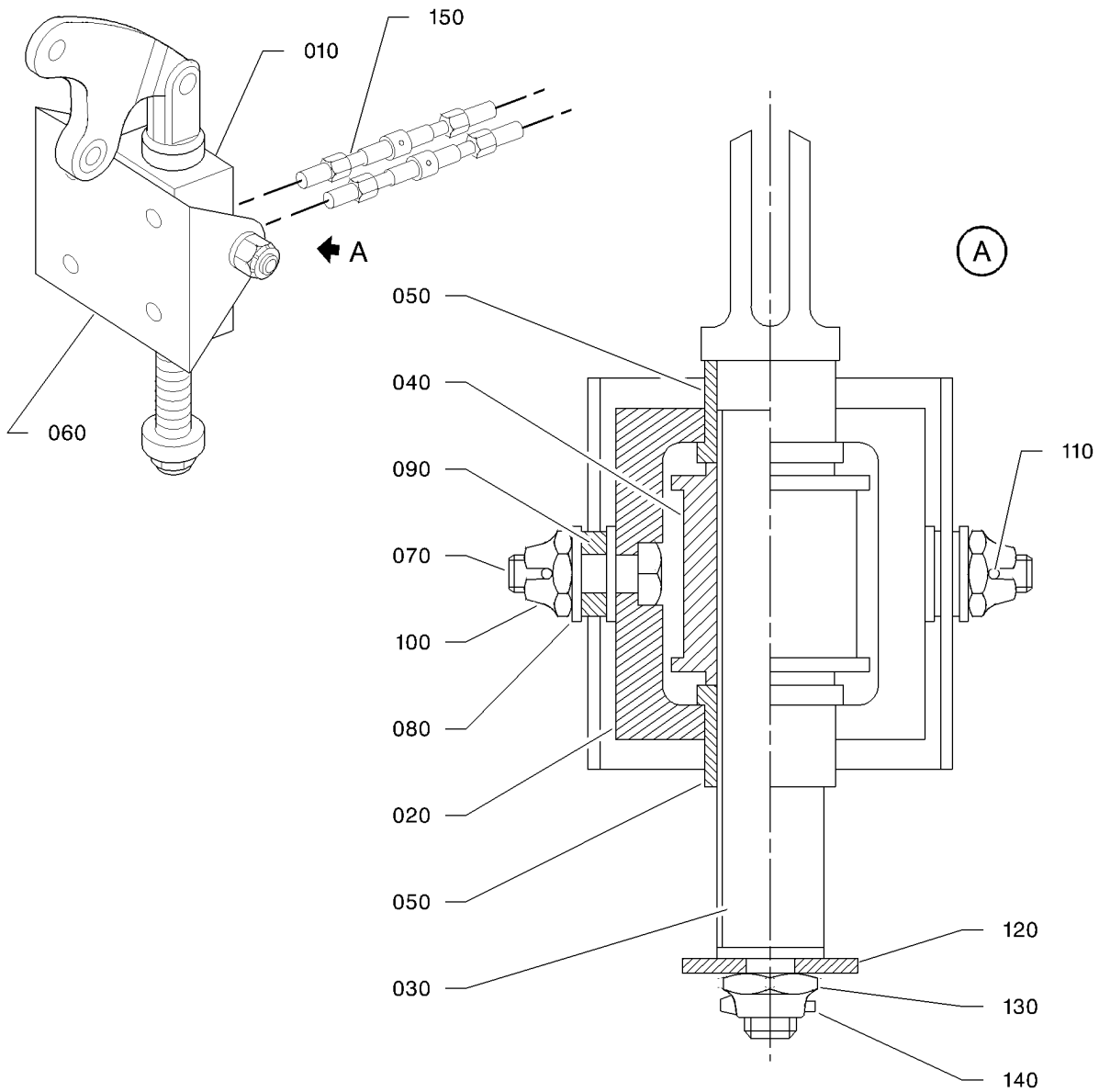
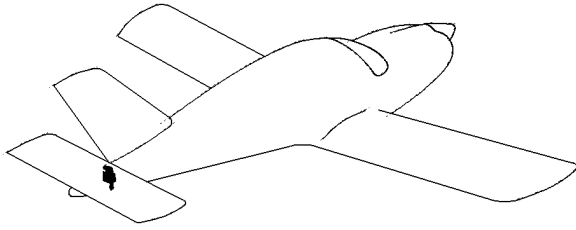
27-30-03

FIG. 3

PAGE 2 R

NOV 30/18

PAGE INTENTIONALLY BLANK



14273003AAAARVZ4300

ELEVATOR TRIM TAB CONTROL - TRIM ACTUATOR
FIGURE 3A

27-30-03

FIG. 3A

PAGE 0 R

NOV 30/18

FIG.ITEM	PART NUMBER	1234567 	NOMENCLATURE	EFFECT FROM TO	UNITS PER ASSY	OBS
3A- 1	TF27-30-03-03A-001		ELEVATOR TRIM TAB CONTROL - TRIM ACTUATOR		RF	
10	TB20 27010911		.TRIM ACTUATOR ASSY AFTER STOCK DEPLETION, REPLACED BY 1 HOLDER CASE TB20 27061100 + 1 ROD TB20 27014100 + 1 REEL ASSY TB20 27062000 (ITEMS 30 ET 40) + 2 BEARINGS TB20 27063100 + 4 BOLTS 5101229295 + 4 LOCKWASHERS 5759013290		1	R
20	TB20 27011100		..HOLDER CASE		1	OR
30	TB20 27014100		..ROD ORDER ROD TB20 27014100 + REEL TB20 27012100 OR, AFTER STOCK DEPLETION TB20 27062000 SIMULTANEOUSLY (MATCHING IS MANDATORY)		1	OR R
40	TB20 27012100		..REEL ORDER ROD TB20 27014100 + REEL TB20 27012100 OR, AFTER STOCK DEPLETION TB20 27062000 SIMULTANEOUSLY (MATCHING IS MANDATORY)		1	OR R
50	TB20 27011101		..BUSHING		2	OR
60	TB20 27013000		..SUPPORT ATTACHING PARTS		1	
70	5104338305		..BOLT		2	
80	5701039290		..WASHER OPT TO 23111AD060L MADE BY VF0111		4	R
90	TB20 09001101		..SPACER		2	
100	5374336300		..NUT OPT TO NFL22451BC060L MADE BY VF0111		2	R
110	5783009087		..COTTER PIN OPT TO 23310AA015020L MADE BY VF0111		2	R
120	5706039365		..WASHER VF0111 OPT TO NFL23116AD080L MADE BY VF0111 POST-SB 10-018-27		1	
130	5376336376		..NUT OPT TO 22453BC080L MADE BY VF0111		1	R

- ITEM NOT ILLUSTRATED

27-30-03

FIG. 3A

PAGE 1

NOV 30/18

S/N 275 - 593, 595 - 617, AFTER STOCK DEPLETION SEE FIG. 3B

FIG. ITEM	PART NUMBER	NOMENCLATURE	EFFECT FROM TO	UNITS PER ASSY	OBS
3A 140	5783009078	1234567 . . COTTER PIN OPT TO 23310AA015015L MADE BY VF0111 * * *		1	R
150	TB20 27015002	. REAR CABLE		1	

- ITEM NOT ILLUSTRATED

27-30-03

FIG. 3A

PAGE 2

NOV 30/18

S/N 275 - 593, 595 - 617, AFTER STOCK DEPLETION SEE FIG. 3B

PAGE INTENTIONALLY BLANK

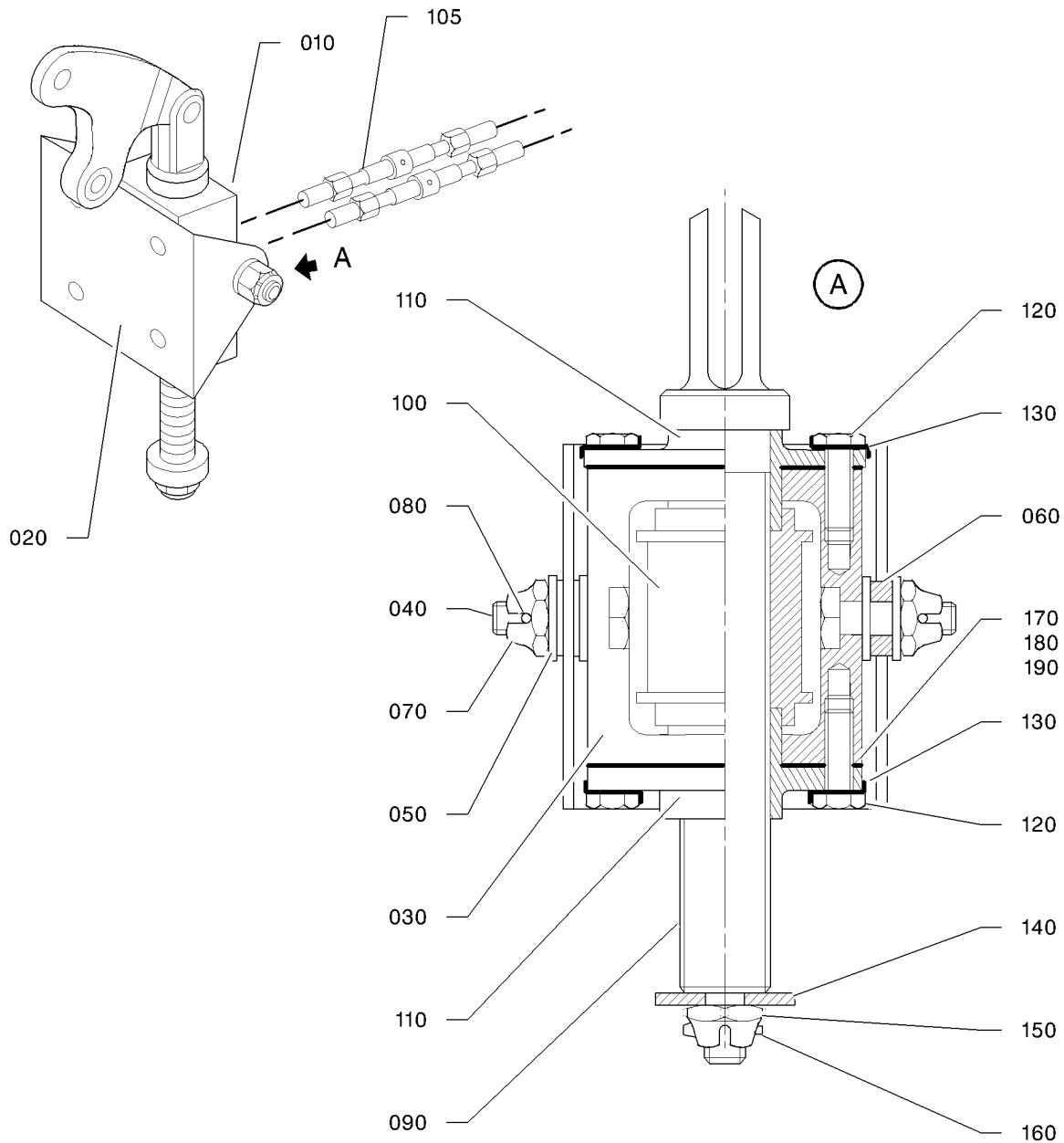
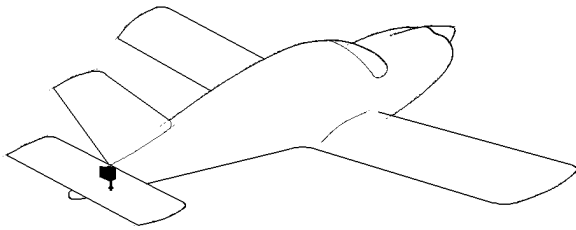
27-30-03

FIG. 3A

PAGE 3 R

NOV 30/18

S/N 275 - 593, 595 - 617, AFTER STOCK DEPLETION SEE FIG. 3B



14273003AAAHYZ4301

ELEVATOR TRIM TAB CONTROL - TRIM ACTUATOR
FIGURE 3B

27-30-03

FIG. 3B

PAGE 0 R

NOV 30/18

FIG. ITEM	PART NUMBER	NOMENCLATURE	EFFECT FROM TO	UNITS PER ASSY	OBS
		1234567 			
3B- 1	TF27-30-03-03B-001	ELEVATOR TRIM TAB CONTROL - TRIM ACTUATOR		RF	
10	TB10 27100000	.TRIM ACTUATOR ASSY		1	
20	TB20 27013000	..SUPPORT		1	
30	TB20 27061100	..HOLDER CASE ATTACHING PARTS		1	
40	5104338305	..BOLT		2	
50	5701039290	..WASHER OPT TO 23111AD060L MADE BY VF0111		4	R
60	TB20 09001101	..SPACER		2	
70	5374336300	..NUT OPT TO NFL22451BC060L MADE BY VF0111		2	R
80	5783009087	..COTTER PIN OPT TO 23310AA015020L MADE BY VF0111		2	R
90	TB20 27014100	..ROD ORDER ROD TB20 27014100 + REEL ASSY TB20 27062000 SIMULTANEOUSLY (MATCHING IS MANDATORY)		1	OR
100	TB20 27062000	..REEL ASSY ORDER ROD TB20 27014100 + REEL ASSY TB20 27062000 SIMULTANEOUSLY (MATCHING IS MANDATORY)		1	
105	TB20 27015002	...REAR CABLE		1	
110	TB20 27063100	..BEARING ATTACHING PARTS		2	
120	5101229295	..BOLT VF7411		4	
130	5759013290	..LOCKWASHER VF0111 OPT TO NFL23350AC060LE MADE BY VF0111		4	
140	5706039365	..WASHER VF0111 OPT TO NFL23116AD080L MADE BY VF0111		1	
150	5376336376	..NUT OPT TO 22453BC080L MADE BY VF0111		1	R
160	5783009078	..COTTER PIN OPT TO 23310AA015015L MADE BY VF0111		1	R
170	TB20 27064100	..SHIM		AR	
180	TB20 27064101	..SHIM		AR	

- ITEM NOT ILLUSTRATED

27-30-03

FIG. 3B

PAGE 1

NOV 30/18

S/N 594, 618 - 9999, PRE-MOD. 148, AFTER STOCK DEPLETION SEE FIG. 03C

FIG. ITEM	PART NUMBER	1234567 NOMENCLATURE	EFFECT FROM TO	UNITS PER ASSY	OBS
3B 190	TB20 27064102	..SHIM		AR	

- ITEM NOT ILLUSTRATED

27-30-03

FIG. 3B

PAGE 2 R

NOV 30/18

S/N 594, 618 - 9999, PRE-MOD. 148, AFTER STOCK DEPLETION SEE FIG. 03C

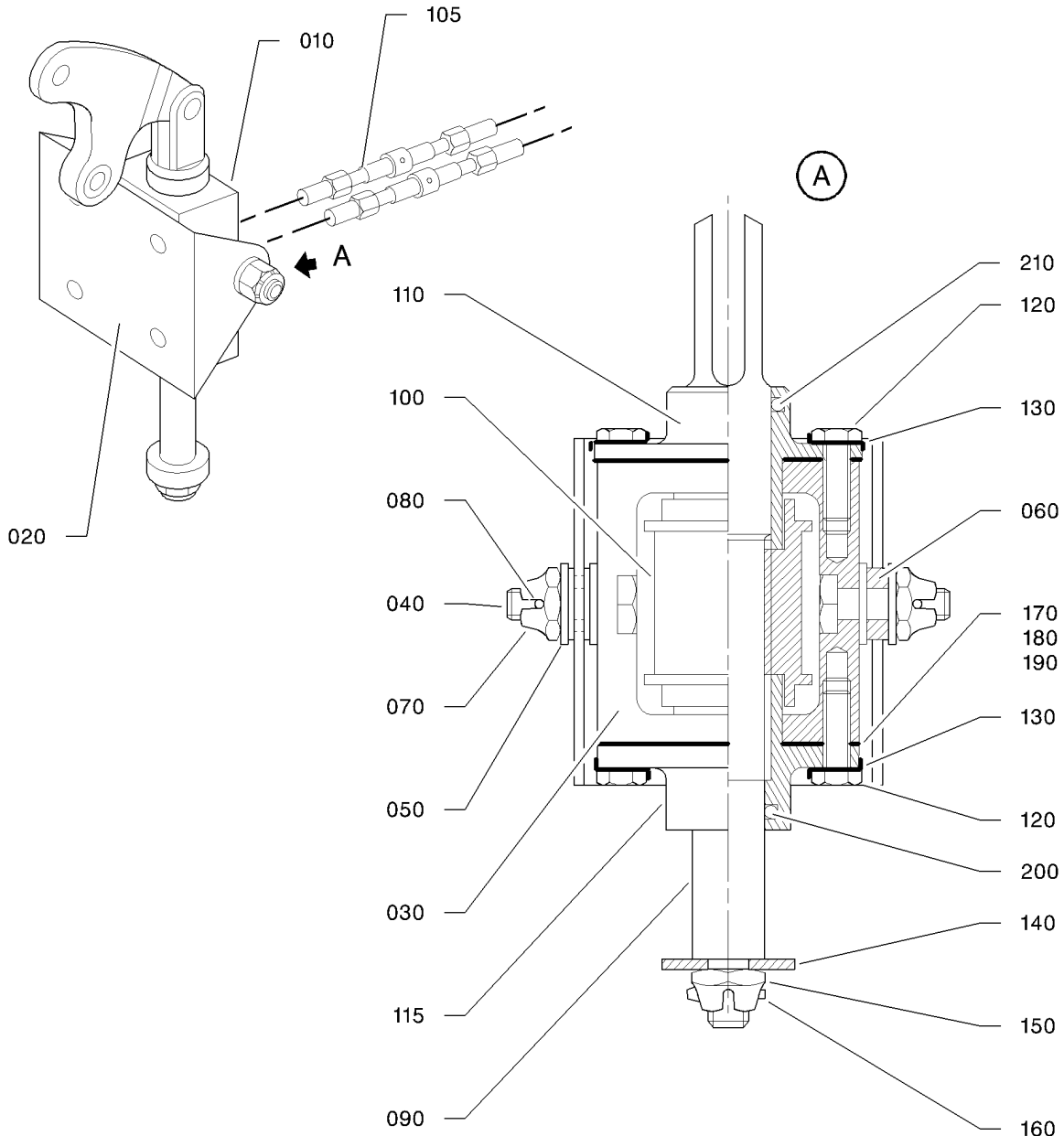
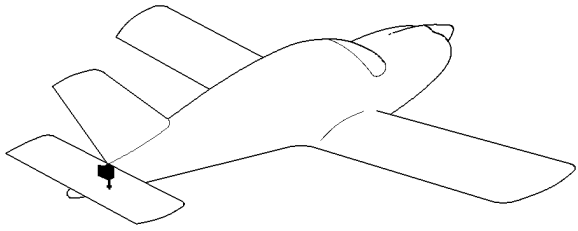
PAGE INTENTIONALLY BLANK

27-30-03

FIG. 3B

PAGE 3 R

NOV 30/18



I4273003AAHYZ4500

ELEVATOR TRIM TAB CONTROL - TRIM ACTUATOR
FIGURE 3C

27-30-03

FIG. 3C

PAGE 0 R

NOV 30/18

FIG.ITEM	PART NUMBER	1234567 	NOMENCLATURE	EFFECT FROM TO	UNITS PER ASSY	OBS
3C- 1	TF27-30-03-03C-001		ELEVATOR TRIM TAB CONTROL - TRIM ACTUATOR		RF	
10	TB10 2709600000		.TRIM ACTUATOR ASSY		1	
20	TB20 27013000		..SUPPORT		1	
30	TB20 27061100		..HOLDER CASE ATTACHING PARTS		1	
40	5104338305		..BOLT		2	
50	5701039290		..WASHER OPT TO 23111AD060L MADE BY VF0111		4	R
60	TB20 09001101		..SPACER		2	
70	5374336300		..NUT OPT TO NFL22451BC060L MADE BY VF0111		2	R
80	5783009087		..COTTER PIN OPT TO 23310AA015020L MADE BY VF0111		2	R
90	TB10 2709610000		* * * ..ROD ORDER ROD TB10 2709610000 AND REEL ASSY TB10 2709610300 SIMULTANEOUSLY (MATCHING IS MANDATORY) SUPSD BY TB10 2709600051		1	NP R
100	TB10 2709610300		..REEL ASSY ORDER ROD TB10 2709610000 AND REEL ASSY TB10 2709610300 SIMULTANEOUSLY (MATCHING IS MANDATORY)		1	NP R
-100A	TB10 2709600051		..REEL ASSY SUPSDS BOTH TB10 2709610000 AND TB10 2709610300		1	R
105	TB20 27015002		..REAR CABLE		1	
110	TB10 2709610102		..BEARING		1	
115	TB10 2709610202		..BEARING ATTACHING PARTS		1	
120	5101229295		..BOLT		4	R
130	5759013290		..LOCKWASHER OPT TO 23350AC060LE MADE BY VF0111		4	R
140	TB10 2709612100		..WASHER		1	
150	5376336300		..NUT OPT TO 22453BC060L MADE BY VF0111		1	R

- ITEM NOT ILLUSTRATED

27-30-03

FIG. 3C

PAGE 1

NOV 30/18

FIG.ITEM	PART NUMBER	1234567 	NOMENCLATURE	EFFECT FROM TO	UNITS PER ASSY	OBS
3C 160	5783009078		..COTTER PIN OPT TO 23310AA015015L MADE BY VF0111 * * *		1	R
170	TB20 27064100		..SHIM		AR	
180	TB20 27064101		..SHIM		AR	
190	TB20 27064102		..SHIM		AR	
200	6019227220		.O-RING		1	
210	6019227221		.O-RING		1	

- ITEM NOT ILLUSTRATED

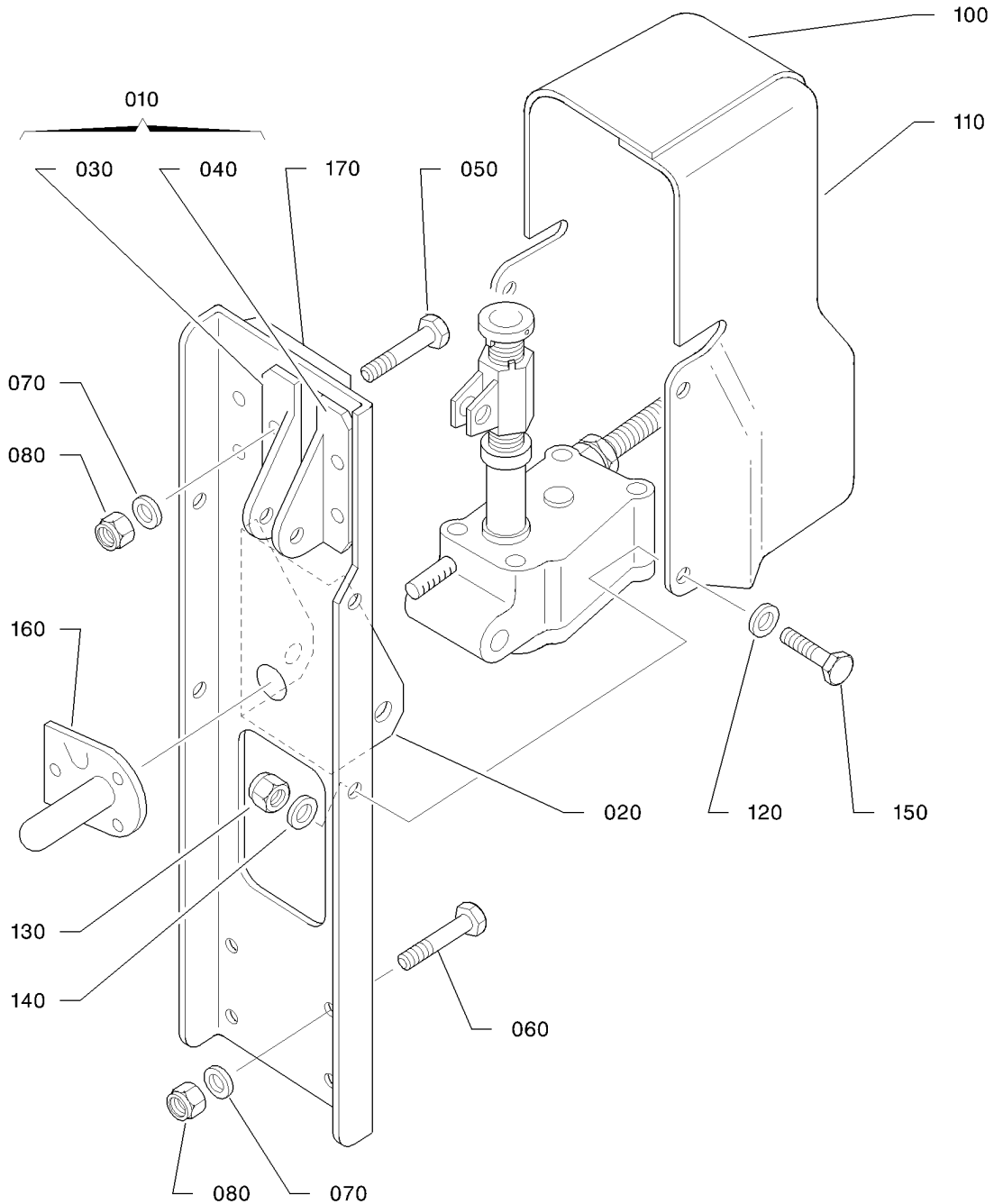
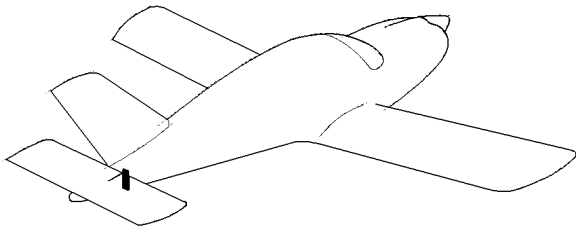
27-30-03

FIG. 3C

PAGE 2

NOV 30/18

PAGE INTENTIONALLY BLANK



14273003AAAASVZ4300

ELEVATOR TRIM TAB CONTROL - TRIM ACTUATOR SUPPORT
FIGURE 4

27-30-03

FIG. 4
PAGE 0 R
NOV 30/18

FIG. ITEM	PART NUMBER	1234567 	NOMENCLATURE	EFFECT FROM TO	UNITS PER ASSY	OBS
4 - 1	TF27-30-03-04-001		ELEVATOR TRIM TAB CONTROL - TRIM ACTUATOR SUPPORT		RF	R
10	TB10 27071001		.ACTUATOR SUPPORT ASSY		1	
20	TB10 27071101		..SUPPORT		1	
30	TB10 27071102		..L.H. UPPER ANGLE BRACKET		1	
40	TB10 27071103		..R.H. UPPER ANGLE BRACKET		1	
			ATTACHING PARTS			
50	5101229174		..BOLT		7	R
60	5101229175		..BOLT		3	R
70	5701039240		..WASHER		10	R
			OPT TO ASN 53101 MADE BY VF0111			
80	5401458239		..NUT		10	R
			OPT TO E25412B50QQVAL MADE BY VF0110			
			* * *			
100	TB10 27091100		.L.H. HALF-HOUSING		1	
			NOT INSTALLED IN SERIES, AS RETROFIT, ORDER KIT OPT10 907300			
110	TB10 27091101		.R.H. HALF-HOUSING		1	
			NOT INSTALLED IN SERIES, AS RETROFIT, ORDER KIT OPT10 907300			
			ATTACHING PARTS			
120	5706039160		.WASHER		4	R
			OPT TO NFL23116AD040L MADE BY VF0111			
			NOT INSTALLED IN SERIES, AS RETROFIT, ORDER KIT OPT10 907300			
130	5401458159		.NUT		4	R
			OPT TO E25412B40QQVAL MADE BY VF0110			
			NOT INSTALLED IN SERIES, AS RETROFIT, ORDER KIT OPT10 907300			
			SUPSD BY 5414468159			
-130A	5414468159		.NUT		4	R
			OPT TO 4PH135M MADE BY VF0224			
			NOT INSTALLED IN SERIES, AS RETROFIT, ORDER KIT OPT10 907300			
			SUPSDS 5401458159			

- ITEM NOT ILLUSTRATED

27-30-03

FIG. 4

PAGE 1

NOV 30/18

FIG.ITEM	PART NUMBER	1234567 	NOMENCLATURE	EFFECT FROM TO	UNITS PER ASSY	OBS
4 140	5701039160		.WASHER OPT TO NFL23111AD040L MADE BY VF0111 NOT INSTALLED IN SERIES, AS RETROFIT, ORDER KIT OPT10 907300		4	R
150	5101229075		.BOLT NOT INSTALLED IN SERIES, AS RETROFIT, ORDER KIT OPT10 907300 * * *		4	R
160	TB10 27091103		.PROTECTION NOT INSTALLED IN SERIES, AS RETROFIT, ORDER KIT OPT10 907300		1	
170	TB10 27090107		.SEAL PLATE NOT INSTALLED IN SERIES, AS RETROFIT, ORDER KIT OPT10 907300		1	

- ITEM NOT ILLUSTRATED

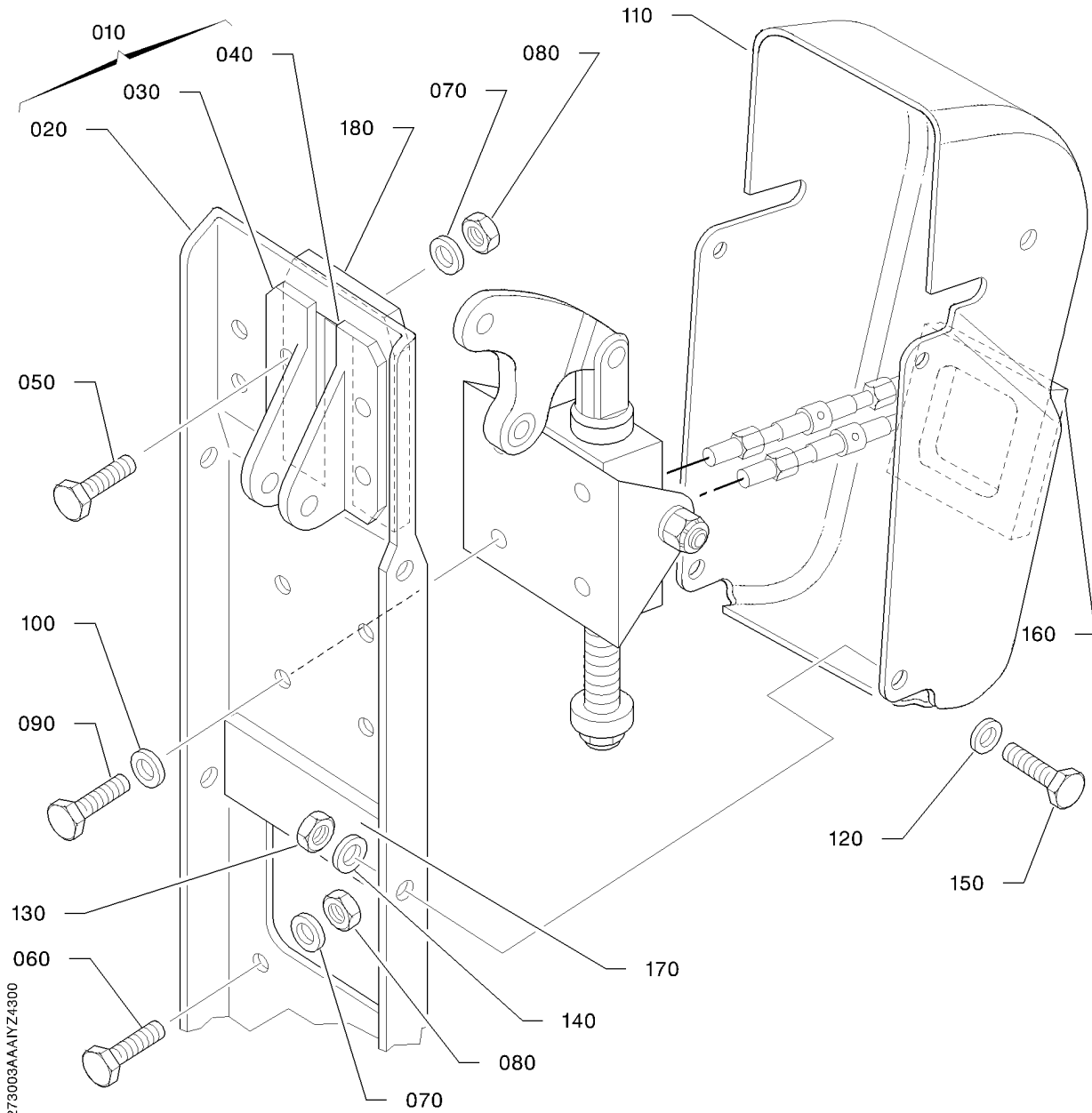
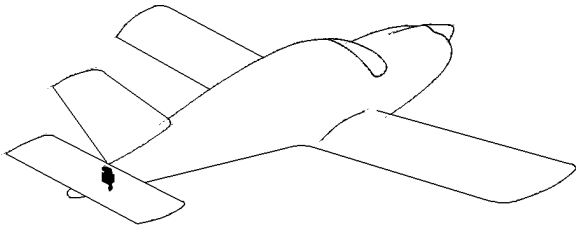
27-30-03

FIG. 4

PAGE 2

NOV 30/18

PAGE INTENTIONALLY BLANK



ELEVATOR TRIM TAB CONTROL - TRIM ACTUATOR SUPPORT
FIGURE 4A

27-30-03

FIG. 4A

PAGE 0 R

NOV 30/18

FIG. ITEM	PART NUMBER	1234567 	NOMENCLATURE	EFFECT FROM TO	UNITS PER ASSY	OBS
4A- 1	TB27-30-03-04A-001		ELEVATOR TRIM TAB CONTROL - TRIM ACTUATOR SUPPORT		RF	
10	TB10 27071003		.ACTUATOR SUPPORT ASSY		1	
20	TB10 27071131		..MAIN SUPPORT		1	
30	TB10 27071102		..L.H. UPPER ANGLE BRACKET		1	
40	TB10 27071103		..R.H. UPPER ANGLE BRACKET		1	
			ATTACHING PARTS			
50	5101229174		..BOLT		7	R
60	5101229175		..BOLT		3	R
70	5701039240		..WASHER		10	R
			OPT TO ASN 53101 MADE BY VF0111			
80	5401458239		..NUT		10	R
			OPT TO E25412B50QQVAL MADE BY VF0110			
90	5101229175		..BOLT		4	R
100	5701039240		..WASHER		4	R
			OPT TO ASN 53101 MADE BY VF0111			
			* * *			
110	TB10 27090911		.ACTUATOR HOUSING		1	
			PRE-MOD. 148 ; S/N 275 - 340 ,			
			ORDER KIT OPT10 908700			
-110A	TB10 2709010200		.ACTUATOR HOUSING		1	
			POST-MOD. 148			
			ATTACHING PARTS			
120	5706039160		.WASHER		4	R
			OPT TO NFL23116AD040L MADE BY VF0111			
			S/N 341 - 9999 ; S/N 275 - 340			
			ORDER KIT OPT10 908700			
130	5401458159		.NUT		4	R
			OPT TO E25412B40QQVAL MADE BY VF0110			
			S/N 341 - 9999 ; S/N 275 - 340			
			ORDER KIT OPT10 908700			
			SUPSD BY 5414468159			
-130A	5414468159		.NUT		4	R
			OPT TO 4PH135M MADE BY VF0224			
			S/N 341 - 9999 ; S/N 275 - 340			
			ORDER KIT OPT10 908700			
			SUPSDS 5401458159			
140	5701039160		.WASHER		4	R
			OPT TO NFL23111AD040L MADE BY VF0111			
			S/N 341 - 9999 ; S/N 275 - 340			
			ORDER KIT OPT10 908700			

- ITEM NOT ILLUSTRATED

27-30-03

FIG. 4A

PAGE 1

NOV 30/18

S/N 275 - 9999

FIG.ITEM	PART NUMBER	1234567 	NOMENCLATURE	EFFECT FROM TO	UNITS PER ASSY	OBS
4A 150	5101229079		.BOLT S/N 341 - 9999 ; S/N 275 - 340 ORDER KIT OPT10 908700 * * *		4	R
160	TB10 27090105		.BLANKING PLATE S/N 341 - 9999 ; S/N 275 - 340 ORDER KIT OPT10 908700		1	
170	TB10 27090106		.SEAL PLATE S/N 341 - 9999 ; S/N 275 - 340 ORDER KIT OPT10 908700		1	
180	TB10 27090107		.SEAL PLATE S/N 341 - 9999 ; S/N 275 - 340 ORDER KIT OPT10 908700		1	

- ITEM NOT ILLUSTRATED

27-30-03

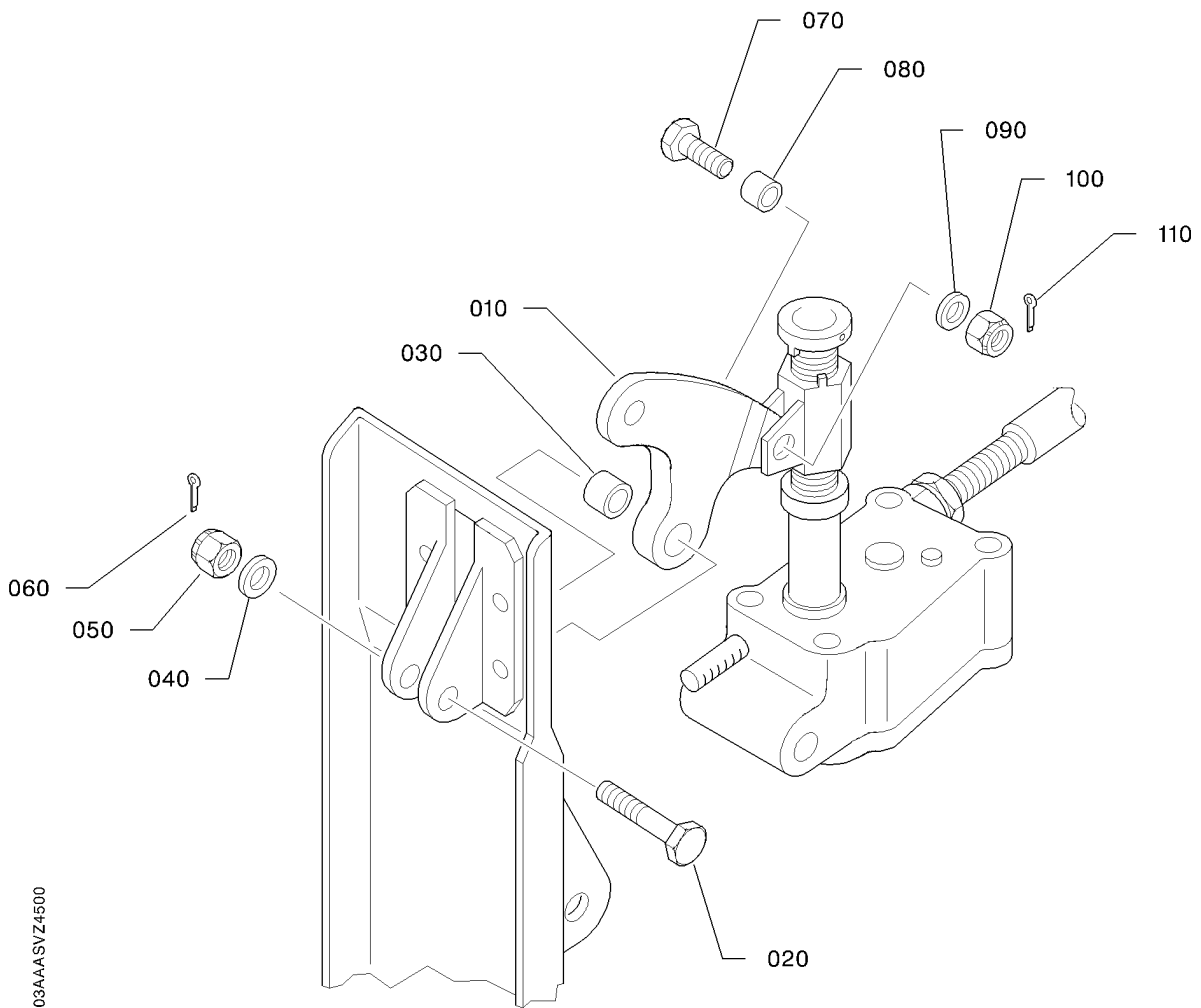
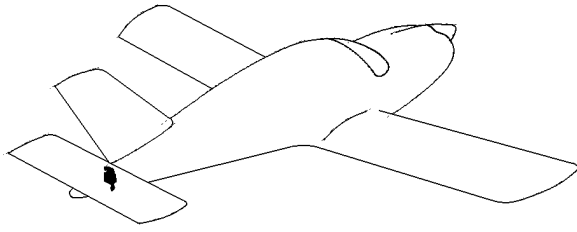
FIG. 4A

PAGE 2

NOV 30/18

S/N 275 - 9999

PAGE INTENTIONALLY BLANK



14273003AAA SVZ4500

ELEVATOR TRIM TAB CONTROL TRIM LEVER
FIGURE 5

27-30-03

FIG. 5
PAGE 0 R
NOV 30/18

FIG.ITEM	PART NUMBER	1234567 	NOMENCLATURE	EFFECT FROM TO	UNITS PER ASSY	OBS
5 - 1	TF27-30-03-05-001		ELEVATOR TRIM TAB CONTROL TRIM LEVER		RF	
10	TB10 27062000		.LEVER ASSY ATTACHING PARTS		1	
20	5104338194		.BOLT		1	
30	TB10 09001128		.SPACER		1	
40	5701039240		.WASHER OPT TO ASN 53101 MADE BY VF0111		1	R
50	5376336239		.NUT OPT TO NFL22453BC050L MADE BY VF0111		1	
60	5783009036		.COTTER PIN OPT TO 23310AA010015L MADE BY VF0111 VARIANT		1	
- 60A	5783172036		.COTTER PIN VARIANT		1	
- 60B	5783014036		.COTTER PIN OPT TO 23310AA010015LE MADE BY VF0111 VARIANT		1	R
70	5104338184		.BOLT		1	
80	TB10 09001108		.SPACER		1	
90	5701039240		.WASHER OPT TO ASN 53101 MADE BY VF0111		1	R
100	5376336239		.NUT OPT TO NFL22453BC050L MADE BY VF0111		1	
110	5783009036		.COTTER PIN OPT TO 23310AA010015L MADE BY VF0111 VARIANT		1	
-110A	5783172036		.COTTER PIN VARIANT		1	
-110B	5783014036		.COTTER PIN OPT TO 23310AA010015LE MADE BY VF0111 VARIANT * * *		1	R

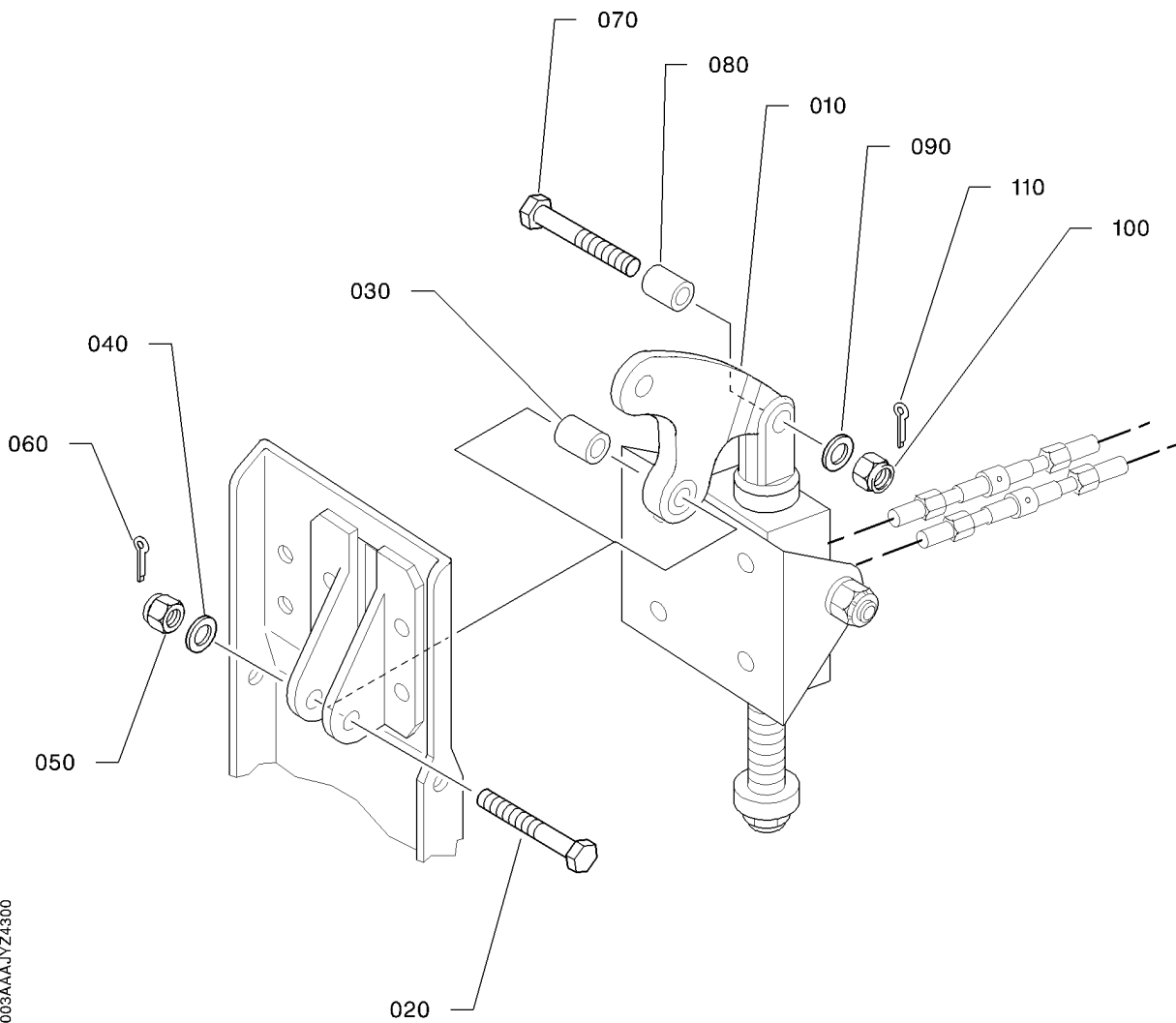
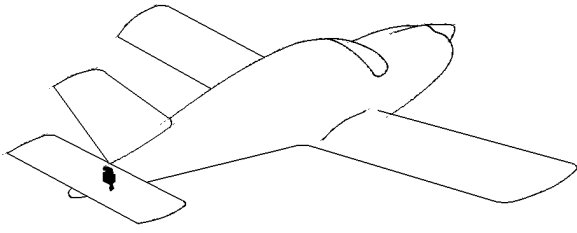
- ITEM NOT ILLUSTRATED

27-30-03

FIG. 5

PAGE 1

NOV 30/18



14273003AAAAYZ4300

ELEVATOR TRIM TAB CONTROL TRIM LEVER
FIGURE 5A

27-30-03

FIG. 5A

PAGE 0 R

NOV 30/18

FIG.ITEM	PART NUMBER	1234567 	NOMENCLATURE	EFFECT FROM TO	UNITS PER ASSY	OBS
5A- 1	TF27-30-03-05A-001		ELEVATOR TRIM TAB CONTROL TRIM LEVER		RF	
10	TB10 27062000		.LEVER ASSY ATTACHING PARTS		1	
20	5104338197		.BOLT		1	
30	TB10 09001128		.SPACER		1	
40	5705015240		.WASHER VF0111 OPT TO 23118AD050L MADE BY VF0111		1	
50	5374336239		.NUT VF0111 OPT TO NFL22451BC050L MADE BY VF0111		1	
60	5783009036		.COTTER PIN VF0111 OPT TO 23310AA010015L MADE BY VF0111 VARIANT		1	
- 60A	5783172036		.COTTER PIN VARIANT		1	
- 60B	5783014036		.COTTER PIN OPT TO 23310AA010015LE MADE BY VF0111 VARIANT		1	R
70	5104338189		.BOLT		1	
80	TB10 09001108		.SPACER		1	
90	5701039240		.WASHER OPT TO ASN 53101 MADE BY VF0111		1	R
100	5374336239		.NUT VF0111 OPT TO NFL22451BC050L MADE BY VF0111		1	
110	5783009036		.COTTER PIN VF0111 OPT TO 23310AA010015L MADE BY VF0111 VARIANT		1	
-110A	5783172036		.COTTER PIN VARIANT		1	
-110B	5783014036		.COTTER PIN OPT TO 23310AA010015LE MADE BY VF0111 VARIANT * * *		1	R

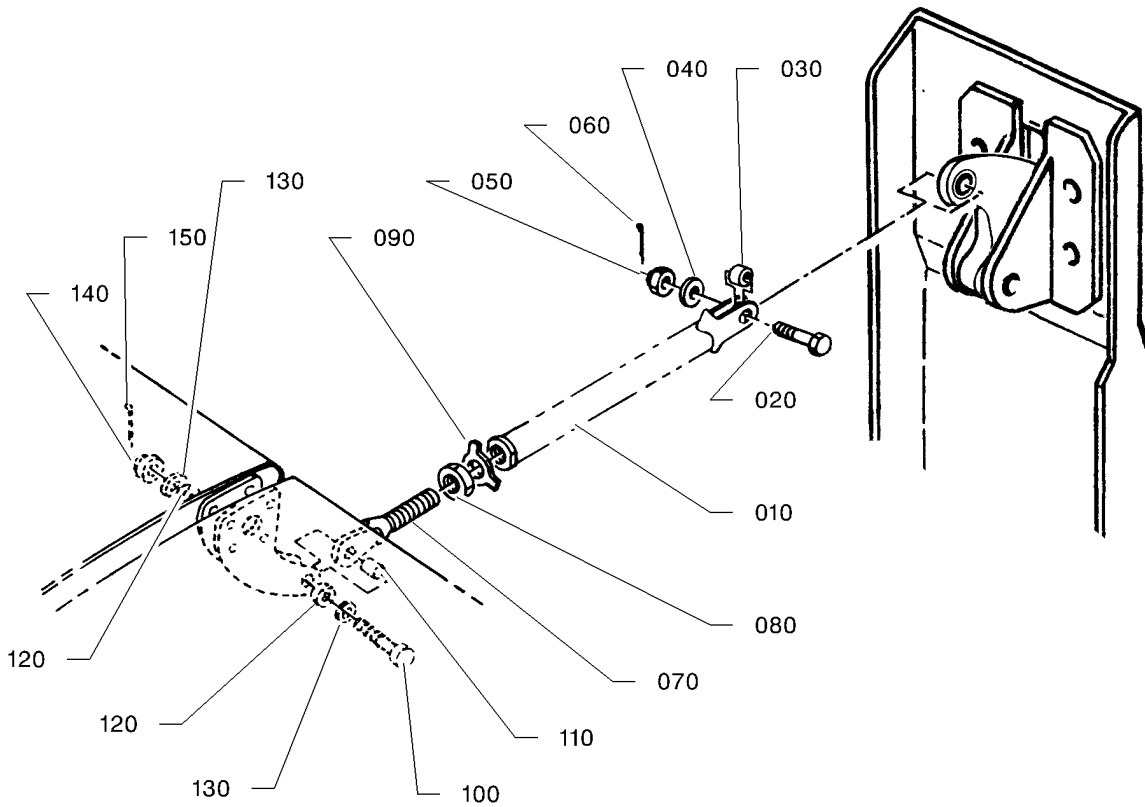
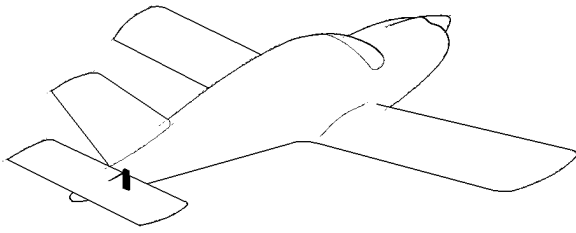
- ITEM NOT ILLUSTRATED

27-30-03

FIG. 5A

PAGE 1

NOV 30/18



I4273003AAAKYZ4301

ELEVATOR TRIM TAB CONTROL TRIM ROD
FIGURE 6

27-30-03

FIG. 6
PAGE 0 R

NOV 30/18

FIG. ITEM	PART NUMBER	NOMENCLATURE	EFFECT FROM TO	UNITS PER ASSY	OBS
		1234567 			
6 - 1	TF27-30-03-06-001	ELEVATOR TRIM TAB CONTROL TRIM ROD		RF	
10	TB10 37000002	.ROD TUBE ASSY S/N 1 - 274 RPLD BY TB20 37000002		1	NP
- 10A	TB20 37000001	.ROD TUBE ASSY S/N 275 - 663, 665 - 709 RPLD BY TB20 37000002		1	NP
- 10B	TB20 37000002	.ROD TUBE ASSY RPLS TB20 37000001		1	
		ATTACHING PARTS			
20	5109336164	.BOLT		1	
30	TB10 09001108	.SPACER		1	
40	5701039240	.WASHER		1	R
		OPT TO ASN 53101 MADE BY VF0111			
50	5374336239	.NUT VF0111 OPT TO NFL22451BC050L MADE BY VF0111		1	
60	5783009036	.COTTER PIN VF0111 OPT TO 23310AA010015L MADE BY VF0111		1	
		VARIANT			
- 60A	5783172036	.COTTER PIN VARIANT		1	
- 60B	5783014036	.COTTER PIN OPT TO 23310AA010015LE MADE BY VF0111		1	R
		VARIANT			
		* * *			
70	TB20 37010101	.EYE END		1	
80	5305065001	.NUT VF0110 OPT TO NFE27411B100GAGUL MADE BY VF0110		1	
90	5759013435	.LOCKWASHER VF0111 OPT TO NFL23350AC100LE MADE BY VF0111		1	
		ATTACHING PARTS			
100	5109336295	.BOLT VF7411		1	
110	TB10 09001139	.SPACER S/N 1 - 479 WITH KIT(S) OPT10 910400 AND/OR OPT10 910600 (SB 10-024-27) ; S/N 480 - 9999		1	
120	TB10 09001140	.WASHER S/N 1 - 479 WITH KIT(S) OPT10 910400 AND/OR OPT10 910600 (SB 10-024-27) ; S/N 480 - 9999		2	

- ITEM NOT ILLUSTRATED

27-30-03

FIG. 6

PAGE 1

NOV 30/18

S/N 1 - 9999

FIG.ITEM	PART NUMBER	NOMENCLATURE	EFFECT FROM TO	UNITS PER ASSY	OBS
6 130	7743011005	.WASHER S/N 1 - 479 WITH KIT(S) OPT10 910400 AND/OR OPT10 910600 (SB 10-024-27) ; S/N 480 - 9999		2	
140	5374336300	.NUT OPT TO NFL22451BC060L MADE BY VF0111		1	R
150	5783009087	.COTTER PIN OPT TO 23310AA015020L MADE BY VF0111 * * *		1	R

- ITEM NOT ILLUSTRATED

27-30-03

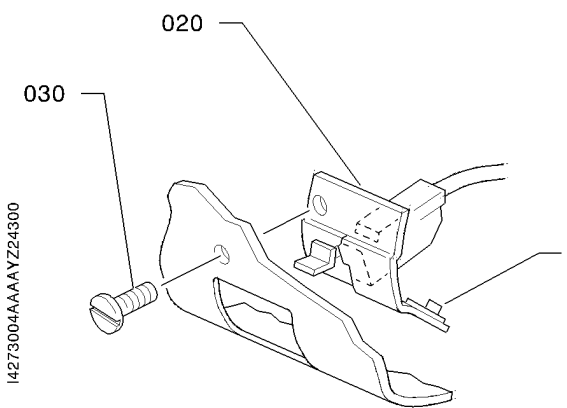
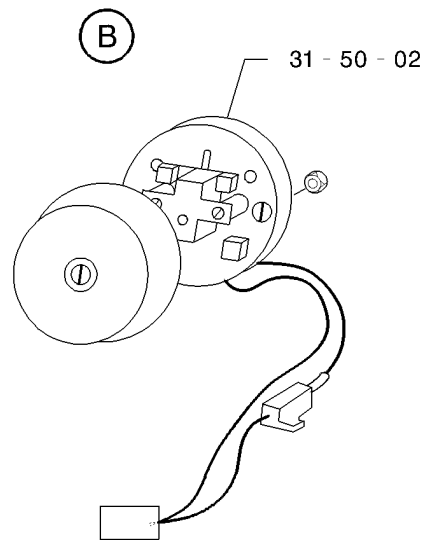
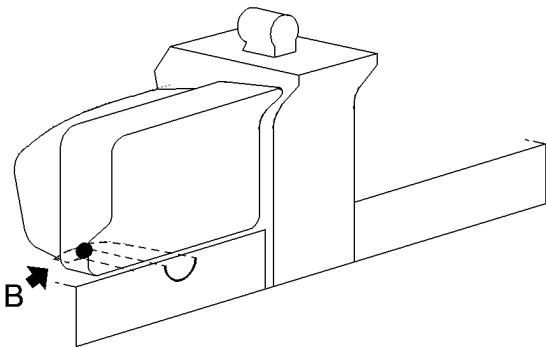
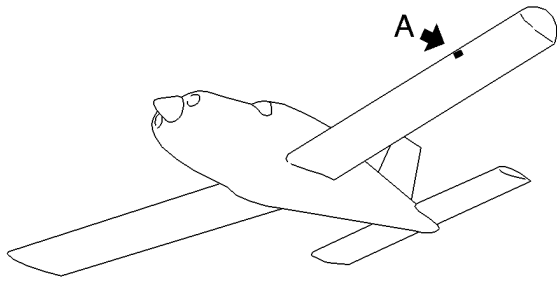
FIG. 6

PAGE 2

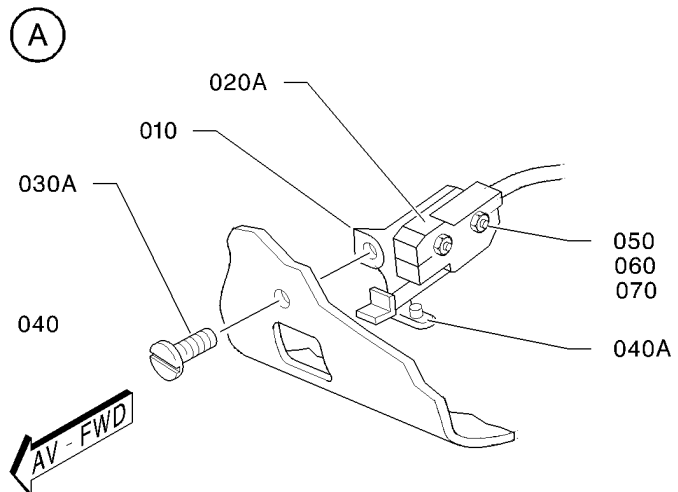
NOV 30/18

S/N 1 - 9999

PAGE INTENTIONALLY BLANK



I4273004AAAAAYZ24300



STALL WARNING INDICATOR
FIGURE 1

27-30-04

FIG. 1
PAGE 0 R
NOV 30/18

FIG. ITEM	PART NUMBER	NOMENCLATURE		EFFECT FROM TO	UNITS PER ASSY	OBS
		1234567 				
1 - 1	TF27-30-04-01-001		STALL WARNING INDICATOR		RF	
10	TB10 61017102		.SUPPORT S/N 49 - 50, 52 - 67, 69 - 274		1	
20	TB10 61015100		.MICROSWITCH ASSY S/N 1 - 48, 51, 68		1	
20A	TB10 61017000		.MICROSWITCH ASSY S/N 49 - 50, 52 - 67, 69 - 274		1	
30	5111929038		ATTACHING PARTS .SCREW S/N 1 - 48, 51, 68		2	
30A	5111943515		.SCREW VF0110 OPT TO E27116C30Q10AGUL MADE BY VF0110 S/N 49 - 50, 52 - 67, 69 - 274		2	
40	5431465099		.ANCHOR NUT, ONE LUG VF0224 OPT TO 3AJ109M MADE BY VF0224 S/N 1 - 48, 51, 68		2	
40A	5385835513		.NUT S/N 49 - 50, 52 - 67, 69 - 274		2	
50	5102953052		.BOLT VF0110 OPT TO NFE27311H30Q25AGUL MADE BY VF0110 S/N 49 - 50, 52 - 67, 69 - 274		2	
60	5701039100		.WASHER OPT TO 23111AD030L MADE BY VF0111 S/N 49 - 50, 52 - 67, 69 - 274		2	R
70	5402901099		.NUT OPT TO MP10/103 MADE BY VF0224 S/N 49 - 50, 52 - 67, 69 - 274 * * *		2	R

- ITEM NOT ILLUSTRATED

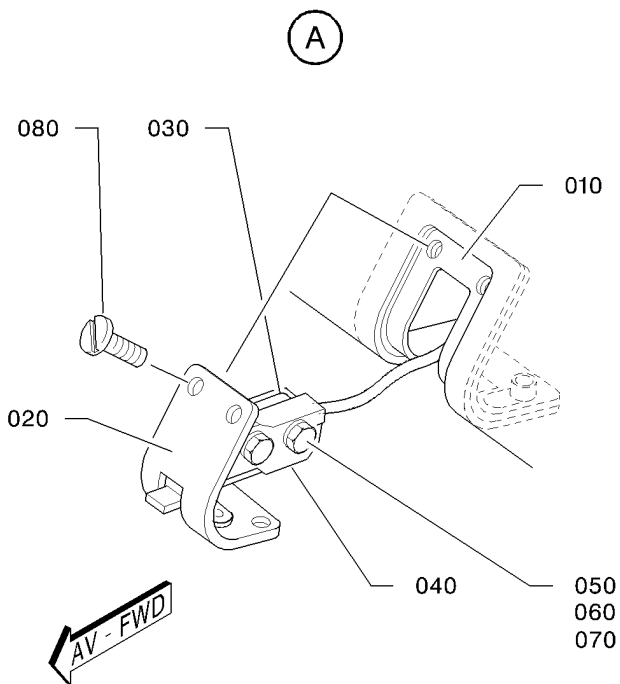
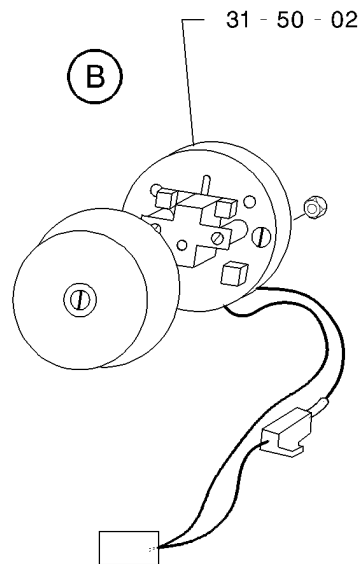
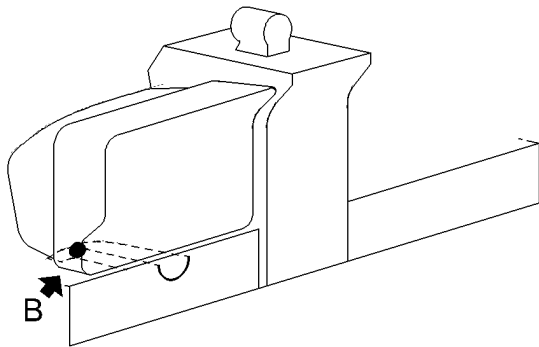
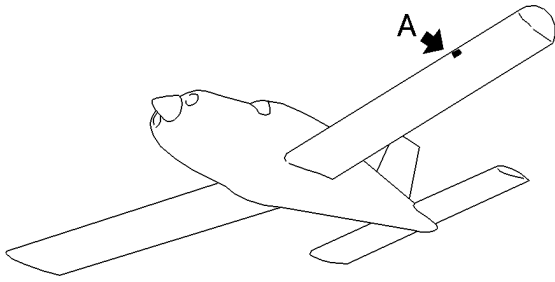
27-30-04

FIG. 1

PAGE 1

NOV 30/18

S/N 1 - 274



14273004AAAAYZ14500

STALL WARNING INDICATOR
FIGURE 1A

27-30-04

FIG. 1A

PAGE 0 R

NOV 30/18

FIG.ITEM	PART NUMBER	1234567 	NOMENCLATURE	EFFECT FROM TO	UNITS PER ASSY	OBS
1A- 1	TF27-30-04-01A-001		STALL WARNING INDICATOR		RF	
10	TB20 61008104		.UNEQUIPPED FRAME		1	
20	TB20 61008100		.DOOR		1	
30	TB20 61008102		.SUPPORT		1	
40	TB10 61017000		.MICROSWITCH ASSY		1	
			ATTACHING PARTS			
50	5102953052		.BOLT VF0110		2	
			OPT TO NFE27311H30Q25AGUL MADE BY VF0110			
60	5701039100		.WASHER		2	R
			OPT TO 23111AD030L MADE BY VF0111			
70	5402901099		.NUT		2	R
			OPT TO MP10/103 MADE BY VF0224			
80	5147965041		.SCREW		4	
			* * *			

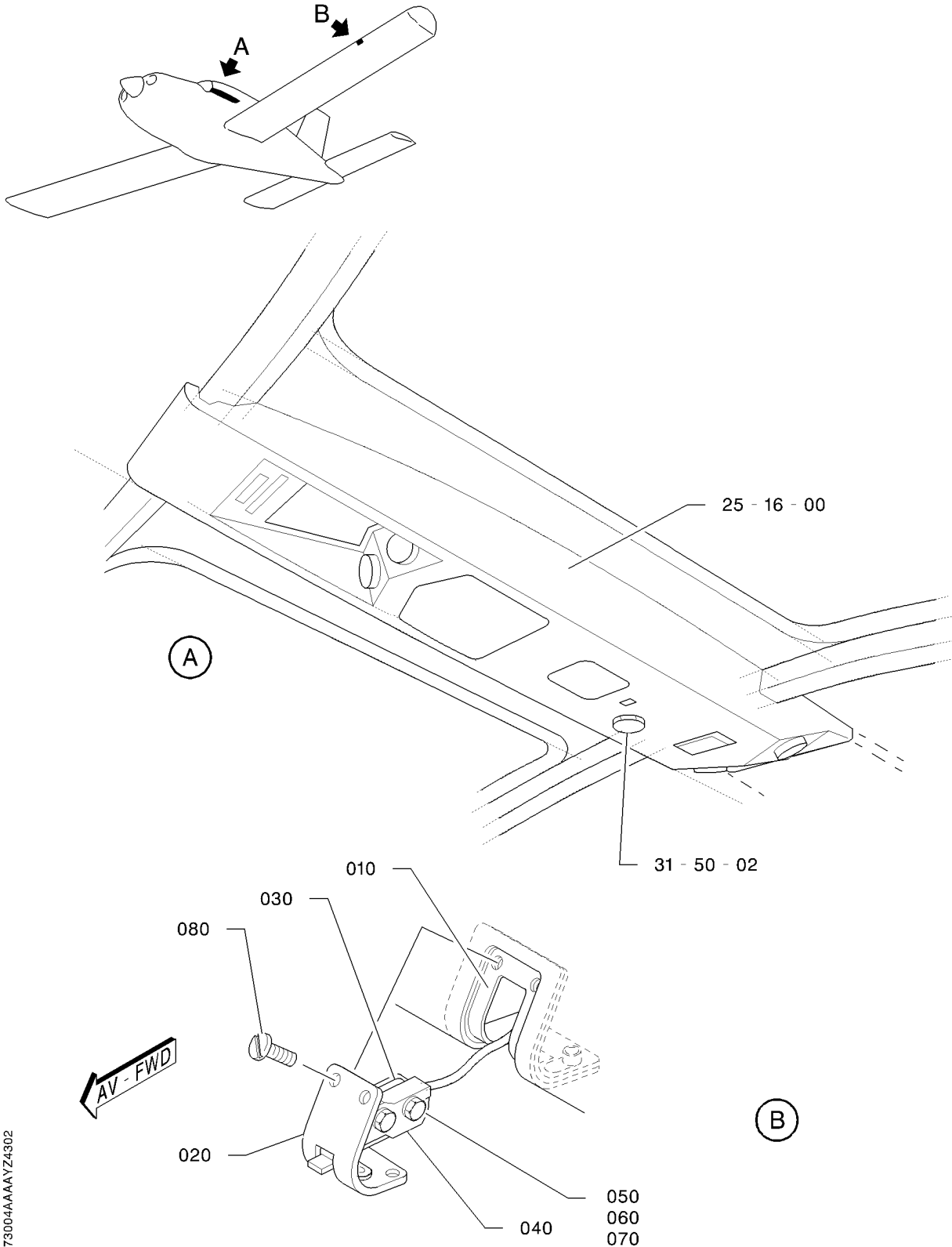
- ITEM NOT ILLUSTRATED

27-30-04

FIG. 1A

PAGE 1

NOV 30/18



I4273004AAAAZY4302

STALL WARNING INDICATOR
FIGURE 1B

27-30-04

FIG. 1B

PAGE 0 R

NOV 30/18

FIG.ITEM	PART NUMBER	NOMENCLATURE	EFFECT FROM TO	UNITS PER ASSY	OBS
		1234567 			
1B- 1	TF27-30-04-01B-001	STALL WARNING INDICATOR		RF	
10	TB20 61008104	.UNEQUIPPED FRAME		1	
20	TB20 61008100	.DOOR		1	
30	TB20 61008102	.SUPPORT		1	
40	TB10 61017000	.MICROSWITCH ASSY ATTACHING PARTS		1	
50	5102953052	.BOLT VF0110 OPT TO NFE27311H30Q25AGUL MADE BY VF0110		2	
60	5701039100	.WASHER OPT TO 23111AD030L MADE BY VF0111		2	R
70	5402901099	.NUT OPT TO MP10/103 MADE BY VF0224		2	R
80	5147965041	.SCREW * * *		4	

- ITEM NOT ILLUSTRATED

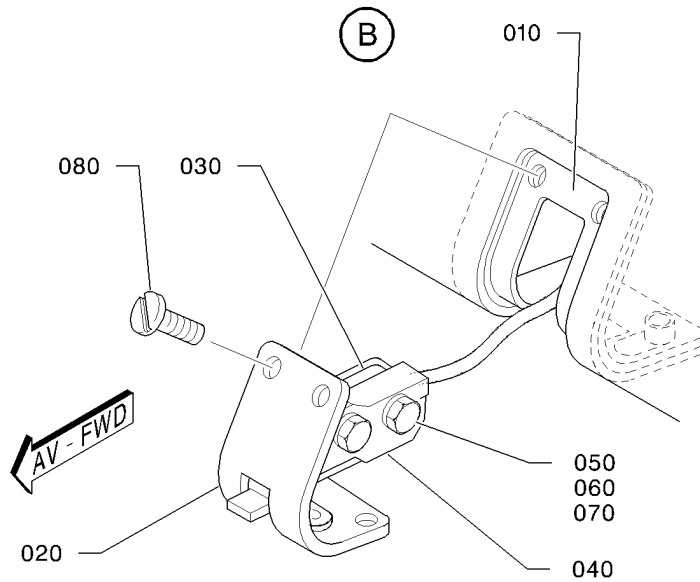
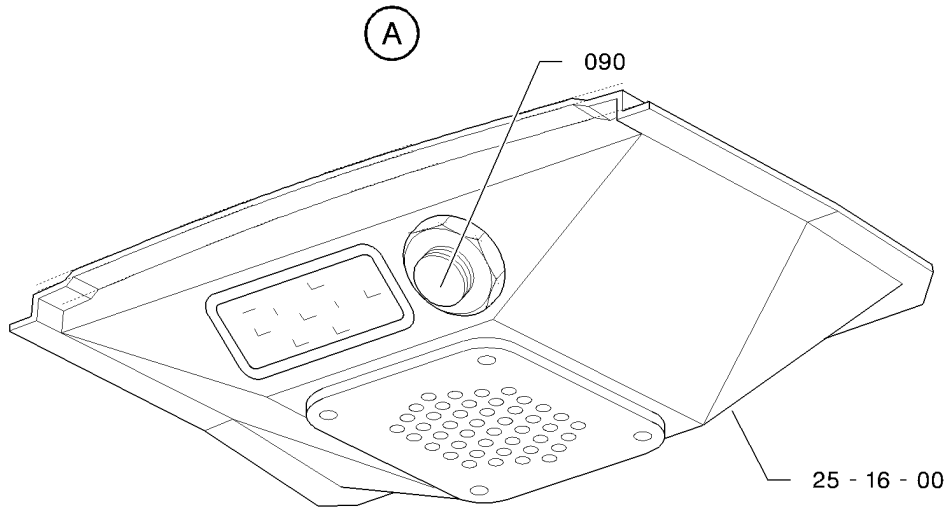
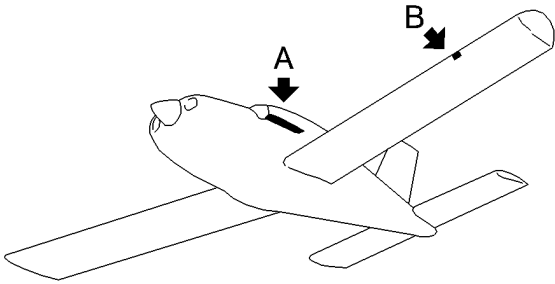
27-30-04

FIG. 1B

PAGE 1

NOV 30/18

S/N 823 - 878



14273004AAAAYZ14300

STALL WARNING INDICATOR
FIGURE 1C

27-30-04

FIG. 1C

PAGE 0 R

NOV 30/18

FIG.ITEM	PART NUMBER	NOMENCLATURE	EFFECT FROM TO	UNITS PER ASSY	OBS
		1234567 			
1C- 1	TF27-30-04-01C-001	STALL WARNING INDICATOR		RF	
10	TB20 61008104	.UNEQUIPPED FRAME		1	
20	TB20 61008100	.DOOR		1	
30	TB20 61008102	.SUPPORT		1	
40	TB10 61017000	.MICROSWITCH ASSY ATTACHING PARTS		1	
50	5102953052	.BOLT VF0110 OPT TO NFE27311H30Q25AGUL MADE BY VF0110		2	
60	5701039100	.WASHER OPT TO 23111AD030L MADE BY VF0111		2	R
70	5402901099	.NUT OPT TO MP10/103 MADE BY VF0224		2	R
80	5147965041	.SCREW * * *		4	

- ITEM NOT ILLUSTRATED

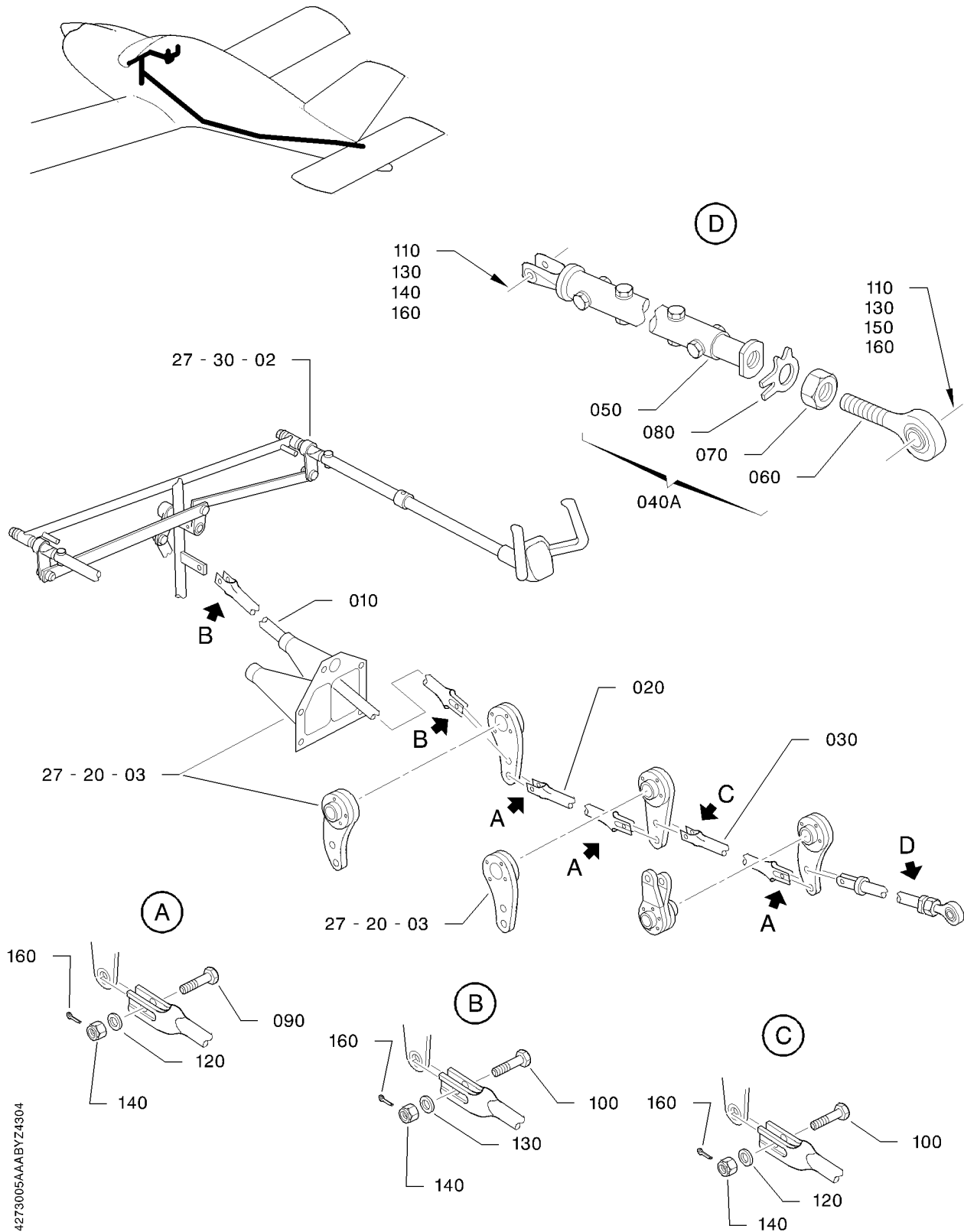
27-30-04

FIG. 1C

PAGE 1

NOV 30/18

S/N 765, 879 - 9999



I4273005AAABY24304

LINKAGE
FIGURE 1

27-30-05

FIG. 1
PAGE 0 R
NOV 30/18

FIG. ITEM	PART NUMBER	1234567 	NOMENCLATURE	EFFECT FROM TO	UNITS PER ASSY	OBS
1 - 1	TB27-30-05-01-001		LINKAGE		RF	
10	TB10 27000001		.ELEVATOR ROD S/N 1 - 1874 RPLD BY TB10 2700003100		1	OR
- 10A	TB10 2700003100		.ELEVATOR ROD RPLS TB10 27000001		1	
20	TB10 27000115		.CENTRAL ROD S/N 1 - 1874 RPLD BY TB10 2700017200		1	OR
- 20A	TB10 2700017200		.CENTRAL ROD RPLS TB10 27000115		1	
30	TB10 27000008		.ROD S/N 1 - 1874 RPLD BY TB10 2700003300		1	OR
- 30A	TB10 2700003300		.ROD RPLS TB10 27000008		1	
- 40	TB10 27000024		.ELEVATOR ROD ASSY S/N 1 - 663, 665 - 709 RPLD BY OPT10 912700		1	NP
40A	TB10 27000026		.ELEVATOR ROD ASSY S/N 664, 710 - 9999		1	
50	TB10 27000025		..ROD S/N 664, 710 - 9999		1	
60	TB10 27042000		..EYE END ASSY		1	
70	5305065001		..NUT VF0110 OPT TO NFE27411B100GAGUL MADE BY VF0110		1	
80	5759013435		..LOCKWASHER VF0111 OPT TO NFL23350AC100LE MADE BY VF0111 ATTACHING PARTS		1	
90	5109336289		..BOLT VF7411		3	
100	5109336295		..BOLT VF7411		3	
110	5109336305		..BOLT VF7411		2	
120	5701039290		..WASHER OPT TO 23111AD060L MADE BY VF0111 * * *		4	R
130	5705015290		.WASHER VF0111 OPT TO NFL23118AD060L MADE BY VF0111		4	
140	5374336300		.NUT OPT TO NFL22451BC060L MADE BY VF0111		7	R
150	5376336300		.NUT OPT TO 22453BC060L MADE BY VF0111		1	R

- ITEM NOT ILLUSTRATED

27-30-05

FIG. 1

PAGE 1

NOV 30/18

S/N 1 - 9999

FIG. ITEM	PART NUMBER	NOMENCLATURE	EFFECT FROM TO	UNITS PER ASSY	OBS
1 160	5783009087	1234567 .COTTER PIN OPT TO 23310AA015020L MADE BY VF0111		8	R

- ITEM NOT ILLUSTRATED

27-30-05

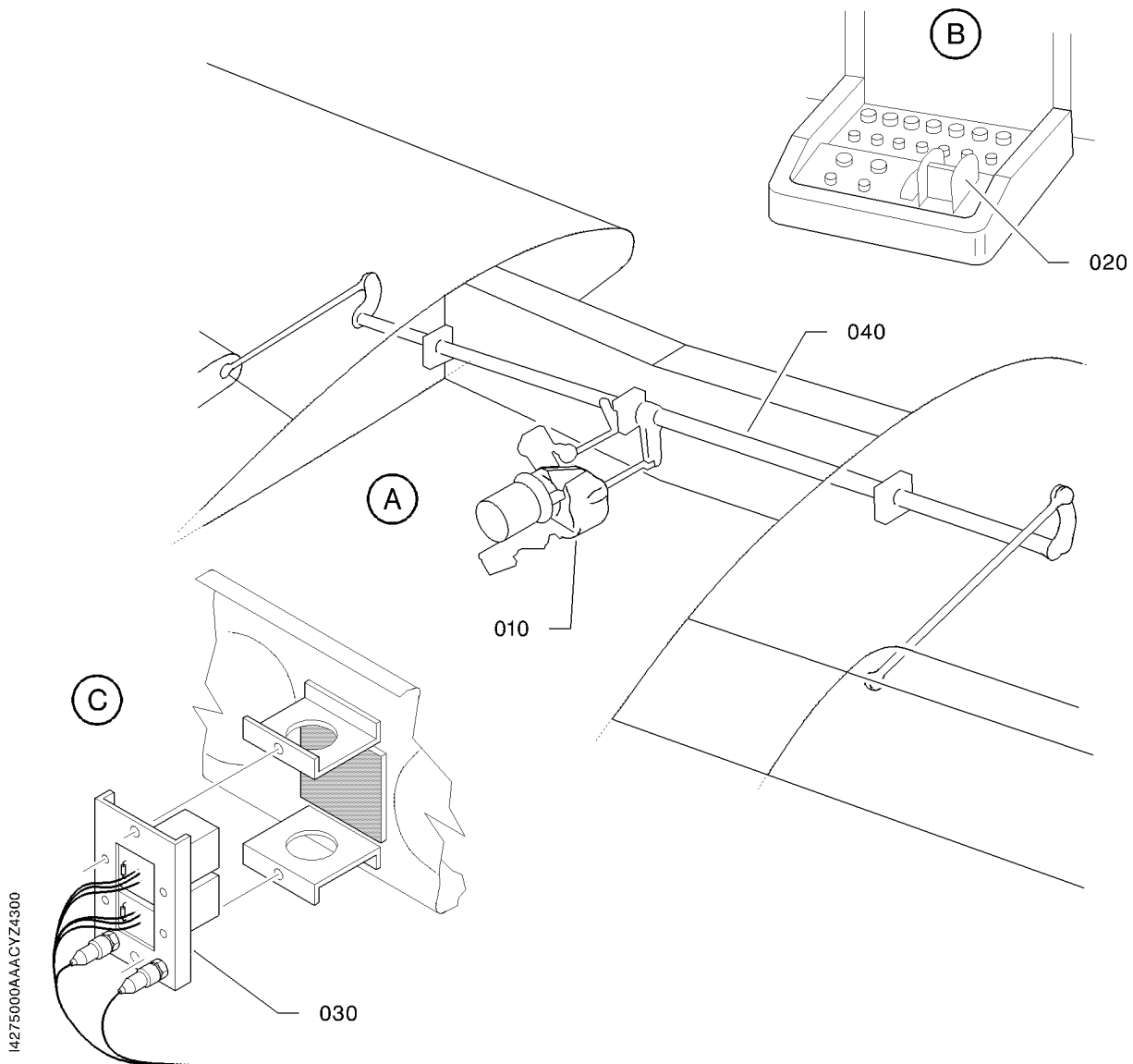
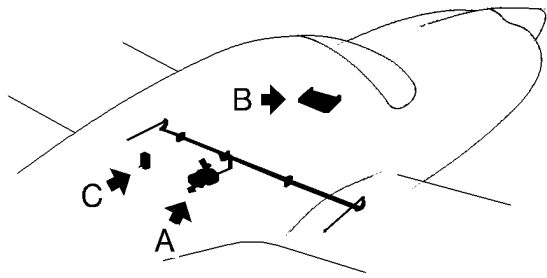
FIG. 1

PAGE 2

NOV 30/18

S/N 1 - 9999

PAGE INTENTIONALLY BLANK



WING FLAPS
FIGURE 1

27-50-00

FIG. 1
PAGE 0 R
NOV 30/18

FIG.ITEM	PART NUMBER	1234567 	NOMENCLATURE	EFFECT FROM TO	UNITS PER ASSY	OBS
1 - 1	TF27-50-00-01-001		WING FLAPS		RF	
10	TB27-50-01-01		.FLAP ACTUATOR		1	
20	TB27-50-02-01		.WING FLAP CONTROL		1	
- 20A	27-50-0PT		.WING FLAP PRESELECTION CONTROL		1	
30	TB27-50-03-01		.RELAYS		1	
			S/N 823 - 849, 888, 948 - 9999			
40	27-50-04		.LINKAGE		1	

- ITEM NOT ILLUSTRATED

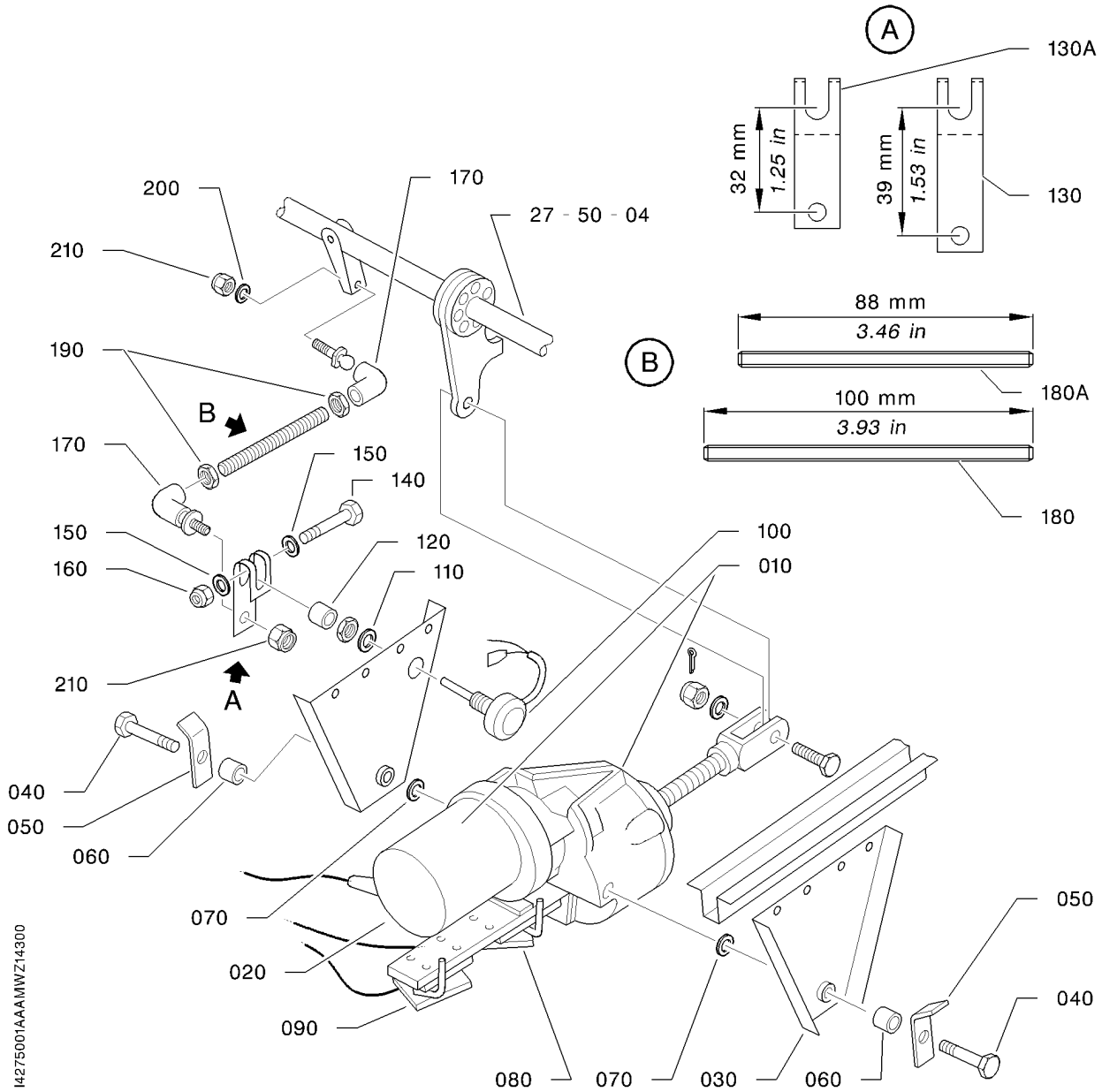
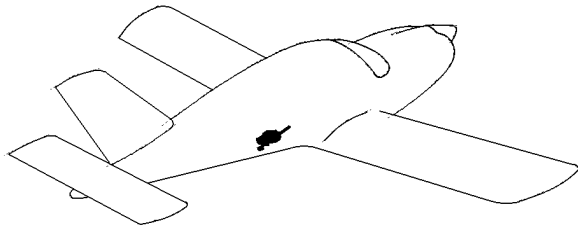
27-50-00

FIG. 1

PAGE 1 R

NOV 30/18

S/N 1 - 9999



14275001AA MWZ14300

FLAP ACTUATOR
FIGURE 1

27-50-01

FIG. 1
PAGE 0 R
NOV 30/18

FIG.ITEM	PART NUMBER	NOMENCLATURE		EFFECT FROM TO	UNITS PER ASSY	OBS
		1234567 				
1 - 1	TF27-50-01-01-001		FLAP ACTUATOR		RF	
10	6001607222		.FLAP ACTUATOR OPT TO 8076-1 MADE BY VF0396 S/N 1 - 764, 766 - 822, 850 - 878		1	OR R
- 10A	6001607223		.FLAP ACTUATOR OPT TO 8218 MADE BY VF0396 S/N 765, 879 - 887, 889 - 947 ; S/N 1 - 764, 766 - 822, 850 - 878, WITH KIT OPT10 923700		1	R
20	6075627220		..MOTOR 14V		1	
30	TB10 27008001		.HALF-SUPPORT ASSY ATTACHING PARTS		2	OR
40	5102953484		.BOLT		2	
50	5751066001		.LOCKWASHER RPLD BY TB20 27005119		2	OR
- 50A	TB20 27005119		.LOCKPLATE RPLS 5751066001 RPLD BY TB20 2700514200		2	OR
- 50B	TB20 2700514200		.LOCKPLATE RPLS TB20 27005119		2	
60	TB10 09001122		.SPACER		2	
70	5701039365		.WASHER OPT TO 23111AD080L MADE BY VF0111		2	R
			* * *			
80	7527178340		.MICROSWITCH OPT TO 83131IW3-57D40Z MADE BY VM0024		1	R
90	7527178340		.MICROSWITCH OPT TO 83131IW3-57D40Z MADE BY VM0024		1	R
100	TB10 61024000		.POTENTIOMETER		1	
110	5719061435		.LOCKWASHER OPT TO 5719061435 MADE BY VF0111		1	R
120	4381430576		.HOSE RPLD BY 4085881010		1	R
-120A	4085881010		.HOSE RPLS 4381430576		1	R
130	TB10 61022100		.LEVER S/N 1 - 764, 766 - 822, 850 - 878		1	
130A	TB10 61026100		.LEVER S/N 765, 879 - 887, 889 - 947 ; S/N 1 - 764, 766 - 822, 850 - 878, WITH KIT OPT10 923700		1	

- ITEM NOT ILLUSTRATED

27-50-01

FIG. 1

PAGE 1

NOV 30/18

S/N 1 - 822, 850 - 887, 889 - 947

FIG. ITEM	PART NUMBER	NOMENCLATURE		EFFECT FROM TO	UNITS PER ASSY	OBS
		1234567 				
1 140	5102953093		.BOLT		1	
150	5701039160		.WASHER OPT TO NFL23111AD040L MADE BY VF0111		2	R
160	5401458159		.NUT OPT TO E25412B40QQVAL MADE BY VF0110 SUPSD BY 5414468159		1	R
-160A	5414468159		.NUT OPT TO 4PH135M MADE BY VF0224 SUPSDS 5401458159		1	R
170	7747500632		.BALL JOINT		2	
180	TB10 61022102		.THREADED ROD S/N 1 - 764, 766 - 822, 850 - 878		1	
180A	TB10 61026102		.THREADED ROD S/N 765, 879 - 887, 889 - 947 ; S/N 1 - 764, 766 - 822, 850 - 878, WITH KIT OPT10 923700		1	
190	5303945159		.NUT OPT TO NFE27411A40QAGUL MADE BY VF0110 ATTACHING PARTS		2	R
200	5701039160		.WASHER OPT TO NFL23111AD040L MADE BY VF0111		1	R
210	5401458159		.NUT OPT TO E25412B40QQVAL MADE BY VF0110 SUPSD BY 5414468159		2	R
-210A	5414468159		.NUT OPT TO 4PH135M MADE BY VF0224 SUPSDS 5401458159 * * *		2	R

- ITEM NOT ILLUSTRATED

27-50-01

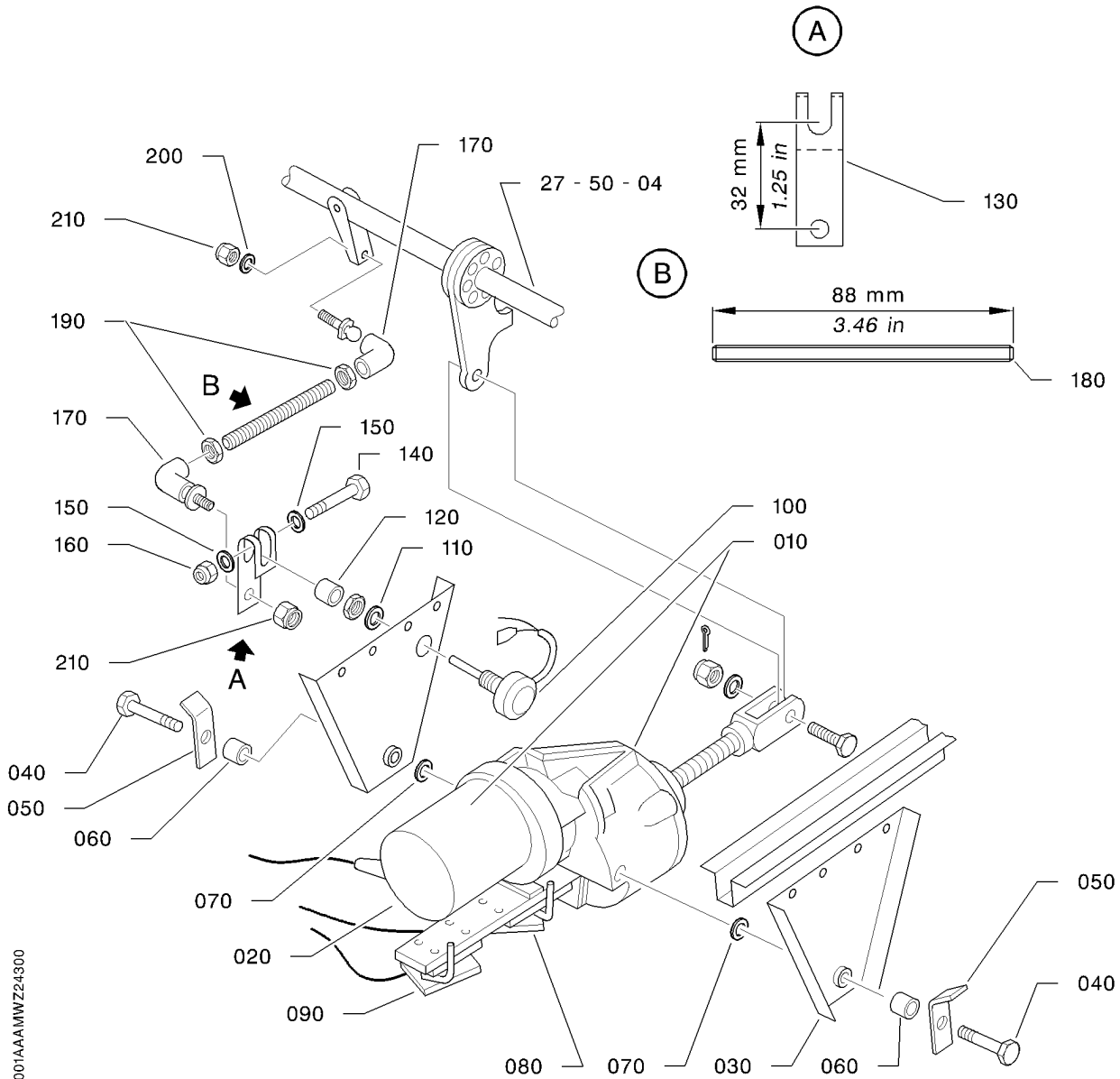
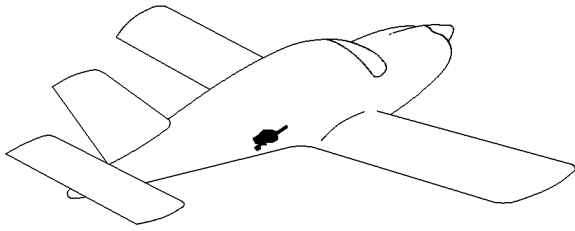
FIG. 1

PAGE 2

NOV 30/18

S/N 1 - 822, 850 - 887, 889 - 947

PAGE INTENTIONALLY BLANK



14275001AAAAMWZ24300

FLAP ACTUATOR
FIGURE 1A

27-50-01

FIG. 1A
PAGE 0 R
NOV 30/18

FIG.ITEM	PART NUMBER	1234567 	NOMENCLATURE	EFFECT FROM TO	UNITS PER ASSY	OBS
1A- 1	TF27-50-01-01A-001		FLAP ACTUATOR		RF	
10	TB10 61235000		.FLAP ACTUATOR ASSY RPLD BY 6071017229		1	OR
20	6001607226		..FLAP ACTUATOR - 28V OPT TO 8375-28V MADE BY VF0396		1	R
30	TB10 27008001		.HALF-SUPPORT ASSY ATTACHING PARTS		2	OR
40	5102953484		.BOLT		2	
50	5751066001		.LOCKWASHER RPLD BY TB20 27005119		2	OR
- 50A	TB20 27005119		.LOCKPLATE RPLS 5751066001 RPLD BY TB20 2700514200		2	OR
- 50B	TB20 2700514200		.LOCKPLATE RPLS TB20 27005119		2	
60	TB10 09001122		.SPACER		2	
70	5701039365		.WASHER OPT TO 23111AD080L MADE BY VF0111		2	R
80	7527178340		* * * .MICROSWITCH OPT TO 83131IW3-57D40Z MADE BY VM0024		1	R
90	7527178340		.MICROSWITCH OPT TO 83131IW3-57D40Z MADE BY VM0024		1	R
100	TB10 61224000		.POTENTIOMETER		1	
110	5719061435		.LOCKWASHER OPT TO 5719061435 MADE BY VF0111		1	R
120	4381430576		.HOSE		1	R
130	TB10 61026100		.LEVER		1	
140	5102953093		.BOLT		1	
150	5701039160		.WASHER OPT TO NFL23111AD040L MADE BY VF0111		2	R
160	5401458159		.NUT OPT TO E25412B40QQVAL MADE BY VF0110 SUPSD BY 5414468159		1	R
-160A	5414468159		.NUT OPT TO 4PH135M MADE BY VF0224 SUPSDS 5401458159		1	R
170	7747500632		.BALL JOINT		2	
180	TB10 61026102		.THREADED ROD		1	

- ITEM NOT ILLUSTRATED

27-50-01

FIG. 1A

PAGE 1

NOV 30/18

FIG.ITEM	PART NUMBER	1234567 	NOMENCLATURE	EFFECT FROM TO	UNITS PER ASSY	OBS
1A 190	5303945159		.NUT OPT TO NFE27411A40QAGUL MADE BY VF0110 ATTACHING PARTS		2	R
200	5701039160		.WASHER OPT TO NFL23111AD040L MADE BY VF0111		1	R
210	5414468159		.NUT OPT TO 4PH135M MADE BY VF0224 * * *		2	R

- ITEM NOT ILLUSTRATED

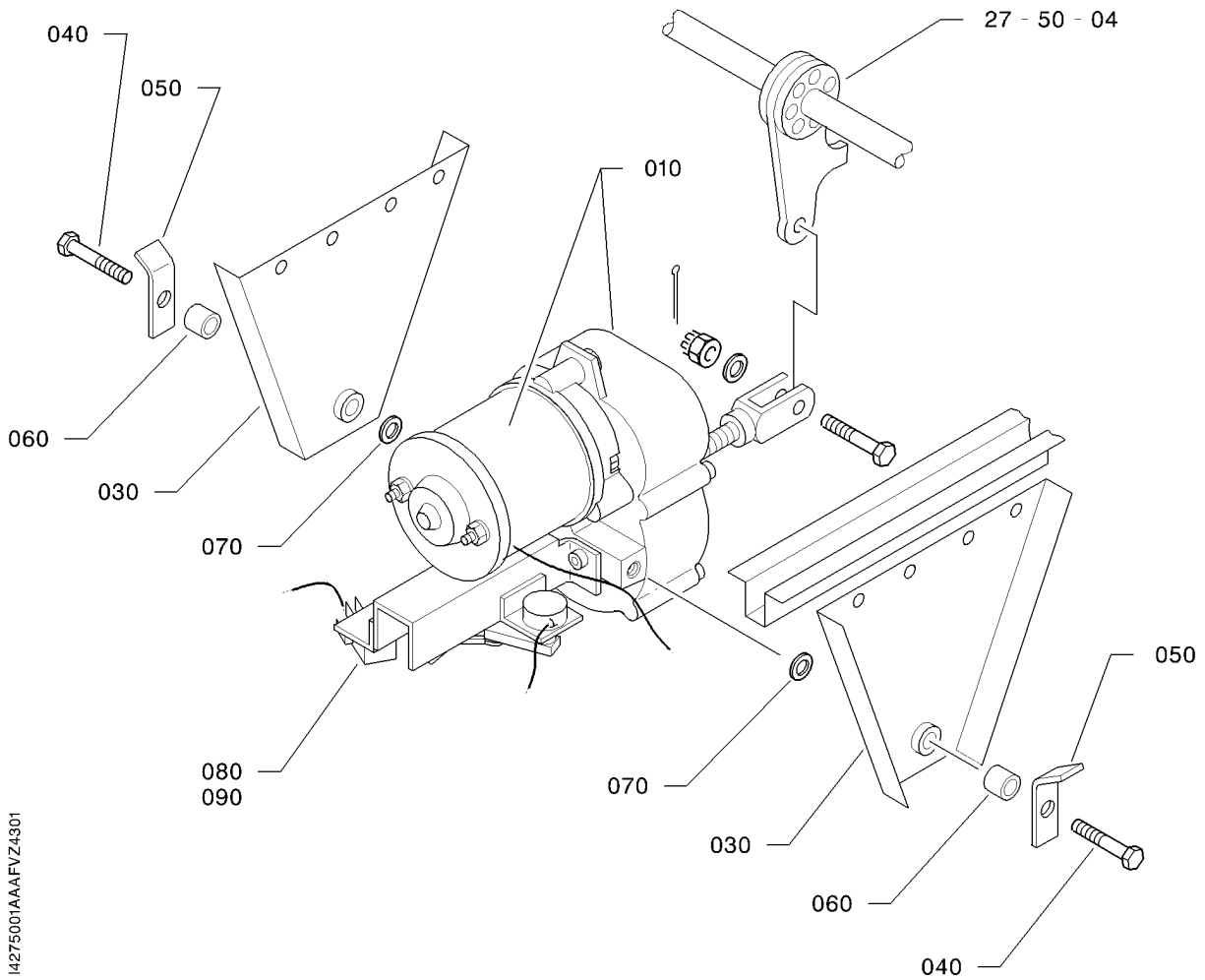
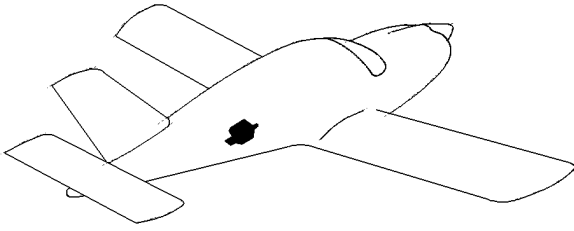
27-50-01

FIG. 1A

PAGE 2

NOV 30/18

PAGE INTENTIONALLY BLANK



I4275001AAAAFVZ4301

FLAP ACTUATOR
FIGURE 1B

27-50-01

FIG. 1B
PAGE 0 R
NOV 30/18

FIG. ITEM	PART NUMBER	NOMENCLATURE	EFFECT FROM TO	UNITS PER ASSY	OBS
		1234567 			
1B- 1	TF27-50-01-01B-001	FLAP ACTUATOR		RF	
10	6071017229	.FLAP ACTUATOR VF0281 OPT TO 700239-00 MADE BY VF0358 S/N 1531 - 1543, 1545, 1546, 1548 - 1551, 1553 - 1567, 1570 - 1574, 1576 - 1580 - REFER TO SB 10-078-27		1	R
30	TB10 27008001	.HALF-SUPPORT ASSY ATTACHING PARTS		2	OR
40	5102953484	.BOLT		2	
50	5751066001	.LOCKWASHER RPLD BY TB20 27005119		2	OR
- 50A	TB20 27005119	.LOCKPLATE RPLS 5751066001 RPLD BY TB20 2700514200		2	OR
- 50B	TB20 2700514200	.LOCKPLATE RPLS TB20 27005119		2	
60	TB10 09001122	.SPACER		2	
70	5701039365	.WASHER OPT TO 23111AD080L MADE BY VF0111 * * *		2	R
80		.MICROSWITCH OPT TO 701105-00 MADE BY VF0358		1	R
90		.MICROSWITCH OPT TO 701105-00 MADE BY VF0358		1	R

- ITEM NOT ILLUSTRATED

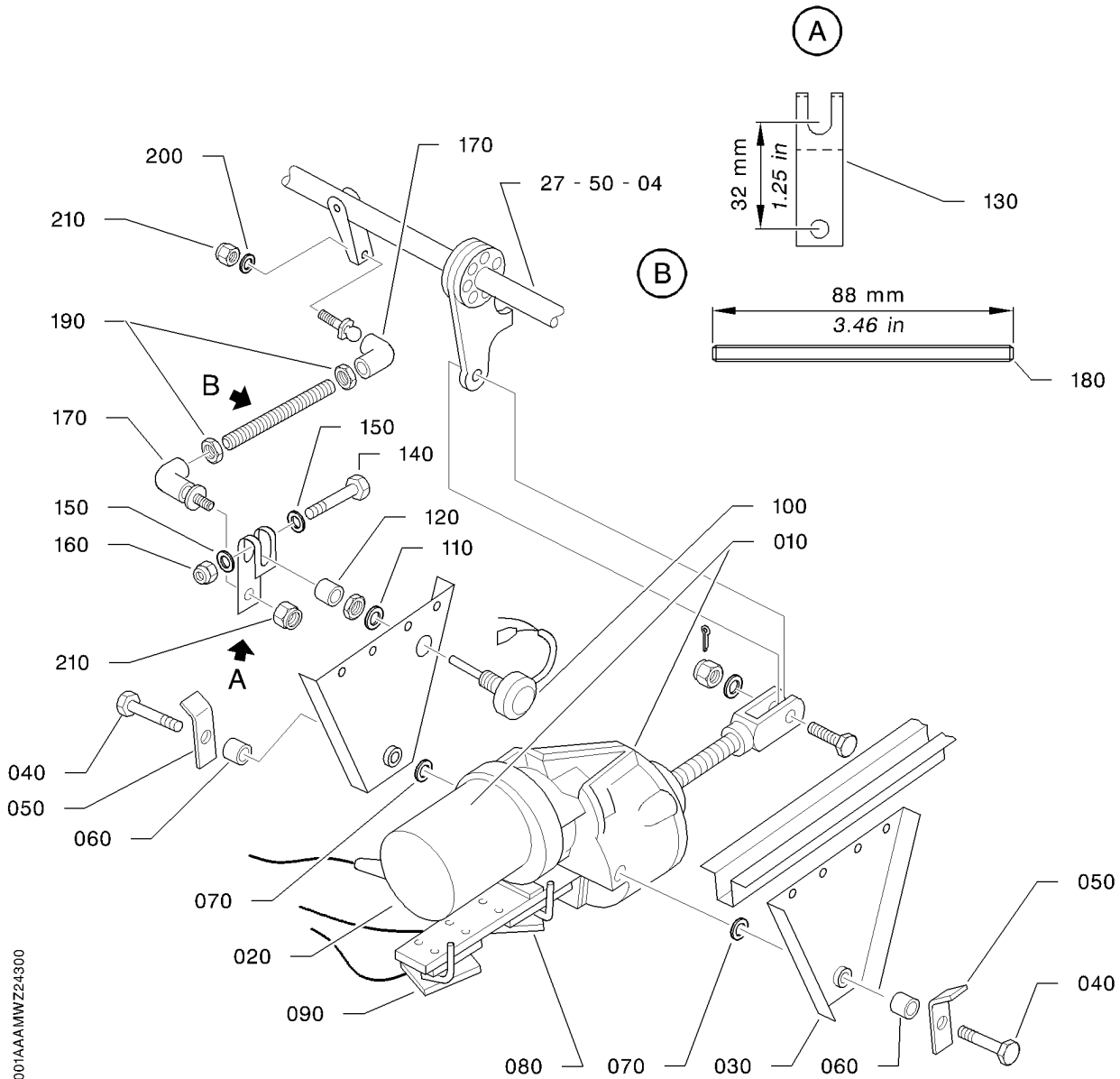
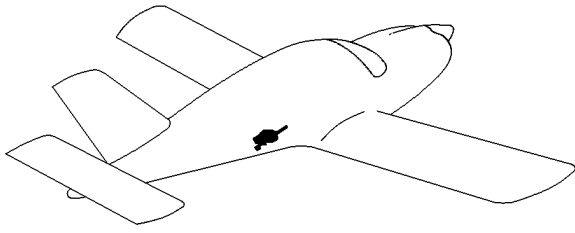
27-50-01

FIG. 1B

PAGE 1

NOV 30/18

S/N 1531 - 9999 LPMI ACTUATOR



14275001AAAAMWZ24300

FLAP ACTUATOR
FIGURE 1C

27-50-01

FIG. 1C
PAGE 0 R
NOV 30/18

FIG.ITEM	PART NUMBER	NOMENCLATURE	EFFECT FROM TO	UNITS PER ASSY	OBS
		1234567 			
1C- 1	TF27-50-01-01C-001	FLAP ACTUATOR		RF	
10	TB10 61237000	.FLAP ACTUATOR ASSY RPLD BY 6071017229		1	NP
20	6001607232	..MOTOR 28V OPT TO 8308-755 (28V) MADE BY VF0396		1	R
30	TB10 61225001	.HALF-SUPPORT ASSY ATTACHING PARTS		2	OR
40	5102953484	.BOLT		2	
50	5751066001	.LOCKWASHER RPLD BY TB20 27005119		2	OR
- 50A	TB20 27005119	.LOCKPLATE RPLS 5751066001		2	OR
60	TB10 09001122	.SPACER		2	
70	5701039365	.WASHER OPT TO 23111AD080L MADE BY VF0111		2	R
		* * *			
80	7527178340	.MICROSWITCH OPT TO 83131IW3-57D40Z MADE BY VM0024		1	R
90	7527178340	.MICROSWITCH OPT TO 83131IW3-57D40Z MADE BY VM0024		1	R
100	TB10 61224000	.POTENTIOMETER		1	
110	5719061435	.LOCKWASHER OPT TO 5719061435 MADE BY VF0111		1	R
120	4381430576	.HOSE		1	R
130	TB10 61026100	.LEVER		1	
140	5102953093	.BOLT		1	
150	5701039160	.WASHER OPT TO NFL23111AD040L MADE BY VF0111		2	R
160	5401458159	.NUT OPT TO E25412B40QQVAL MADE BY VF0110 SUPSD BY 5414468159		1	R
-160A	5414468159	.NUT OPT TO 4PH135M MADE BY VF0224 SUPSDS 5401458159		1	R
170	7747500632	.BALL JOINT		2	
180	TB10 61026102	.THREADED ROD		1	
190	5303945159	.NUT OPT TO NFE27411A40QAGUL MADE BY VF0110		2	R

- ITEM NOT ILLUSTRATED

27-50-01

FIG. 1C

PAGE 1

NOV 30/18

FIG.ITEM	PART NUMBER	1234567 	NOMENCLATURE	EFFECT FROM TO	UNITS PER ASSY	OBS
1C			ATTACHING PARTS			
200	5701039160		.WASHER OPT TO NFL23111AD040L MADE BY VF0111		1	R
210	5414468159		.NUT OPT TO 4PH135M MADE BY VF0224 * * *		2	R

- ITEM NOT ILLUSTRATED

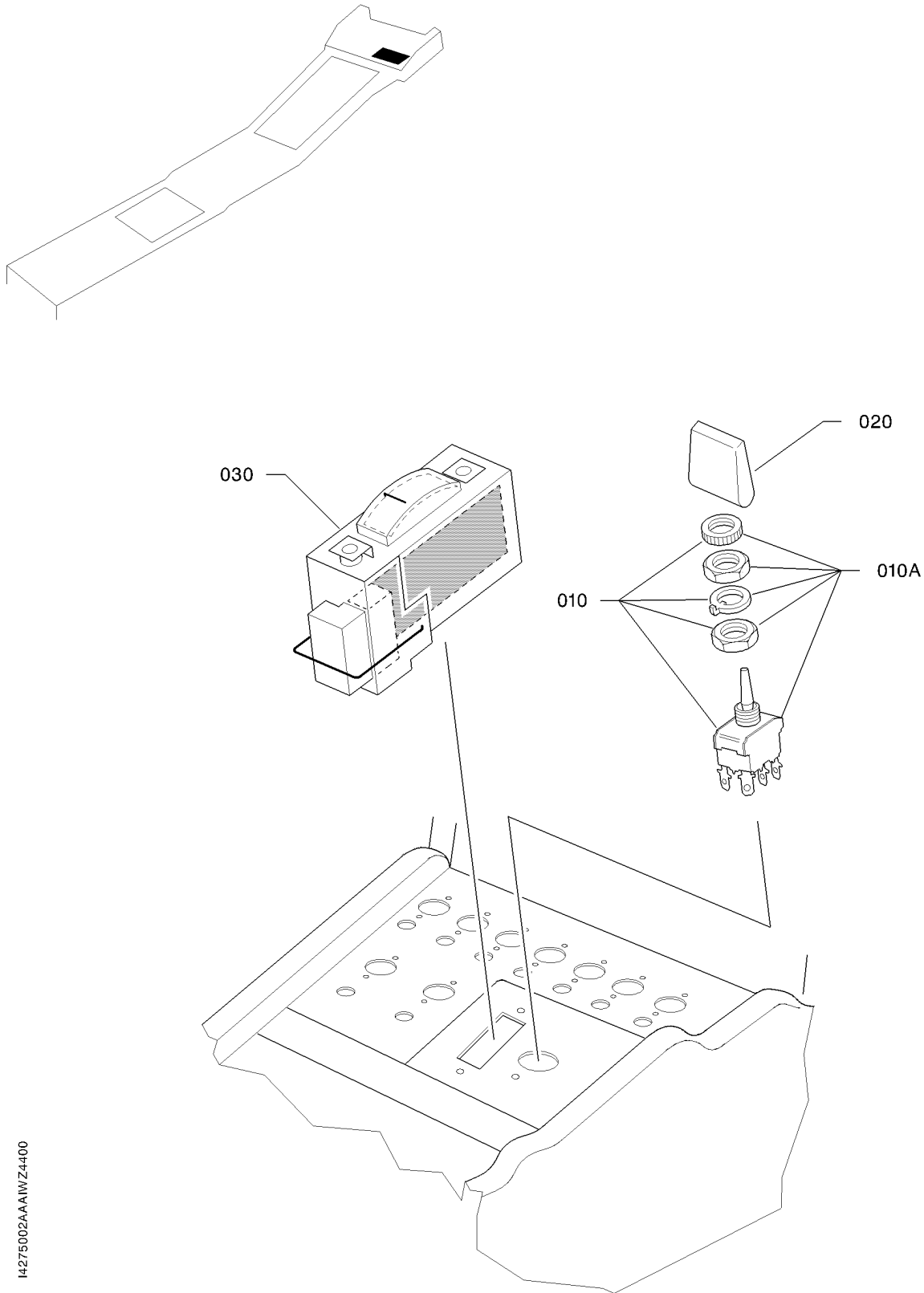
27-50-01

FIG. 1C

PAGE 2

NOV 30/18

PAGE INTENTIONALLY BLANK



WING FLAP CONTROL
FIGURE 1

27-50-02

FIG. 1

PAGE 0 R

NOV 30/18

FIG. ITEM	PART NUMBER	NOMENCLATURE	EFFECT FROM TO	UNITS PER ASSY	OBS
		1234567 			
1 - 1 10	TF27-50-02-01-001 6018907220	WING FLAP CONTROL .INVERTER PRE-MOD. 127 OR KIT OPT10 921100, ORDER KIT OPT10 921200 (SL 10-051) ; POST-MOD. 127 OR KIT OPT10 921100, ORDER KIT OPT10 924000 (SL 10-051) RPLD BY 6018907221		RF 1	NP R
10A	6018907221	.INVERTER PRE-MOD. 127 OR KIT OPT10 921100, ORDER KIT OPT10 921200 (SL 10-051) ; POST-MOD. 127 OR KIT OPT10 921100, ORDER KIT OPT10 924000 (SL 10-051) RPLS 6018907220 RPLD BY 7392070647		1	NP R
- 10B	7392070647	.INVERTER PRE-MOD. 127 OR KIT OPT10 921100, ORDER KIT OPT10 921200 (SL 10-051) ; POST-MOD. 127 OR KIT OPT10 921100, ORDER KIT OPT10 924000 (SL 10-051) RPLS 6018907221 RPLD BY OPT10 921100		1	
20	TB10 76038100	.PLATE		1	
30	TB10 76045000	.FLAP INDICATOR RPLD BY OPT10 912900		1	OR

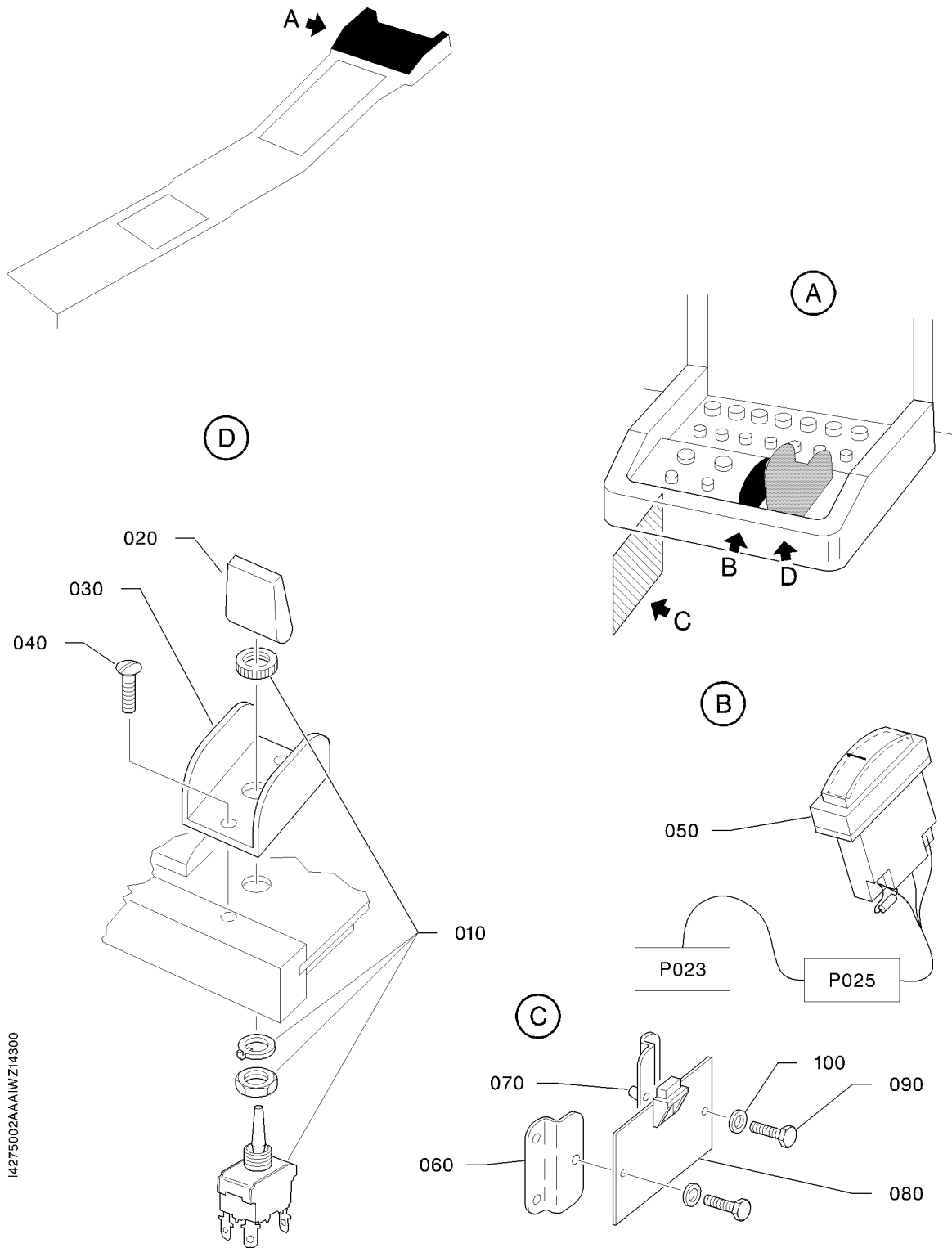
- ITEM NOT ILLUSTRATED

27-50-02

FIG. 1

PAGE 1

NOV 30/18



I4275002AAA1WZ14300

WING FLAP CONTROL
FIGURE 1A

27-50-02

FIG. 1A

PAGE 0 R

NOV 30/18

FIG.ITEM	PART NUMBER	1234567 	NOMENCLATURE	EFFECT FROM TO	UNITS PER ASSY	OBS
1A- 1 10	TF27-50-02-01A-001 6018907220		WING FLAP CONTROL .INVERTER S/N 561 - 730 AFTER STOCK DEPLETION PRE-MOD. 127 OR KIT OPT10 921100, ORDER KIT OPT10 921200 (SL 10-051) ; POST-MOD.127 OR KIT OPT10 921100, ORDER KIT OPT10 924000 (SL 10-051) SUPSD BY 6018907221		RF 1	NP R
- 10A	6018907221		.INVERTER S/N 561 - 1627 AFTER STOCK DEPLETION PRE-MOD. 127 OR KIT OPT10 921100, ORDER KIT OPT10 921200 (SL 10-051) ; POST-MOD.127 OR KIT OPT10 921100, ORDER KIT OPT10 924000 (SL 10-051) SUPSDS 6018907220 SUPSD BY 7392070647		1	NP R
- 10B	7392070647		.INVERTER AFTER STOCK DEPLETION PRE-MOD. 127 OR KIT OPT10 921100, ORDER KIT OPT10 921200 (SL 10-051) ; POST-MOD.127 OR KIT OPT10 921100, ORDER KIT OPT10 924000 (SL 10-051) SUPSDS 6018907221		1	R
20	TB10 76038100		.PLATE		1	
30	TB10 76210100		.PROTECTION PLATE S/N 1150 - 9999		1	
40	5169911078		.SCREW S/N 1150 - 9999		2	
50	TB20 61097002		.FLAP INDICATOR S/N 561 - 822, 850 - 887, 889 - 947 AS SPARES, ORDER AN INDICATOR EQUIPPED WITH A RESISTOR		1	
- 50A	TB20 61232000		.FLAP INDICATOR S/N 823 - 849, 888, 948 - 1795, 1797 - 1804, 1806 - 1817 RPLD BY TB20 6123200100		1	OR
- 50B	TB20 6123200100		.FLAP INDICATOR RPLS TB20 61232000		1	
60	TB20 61095001		.HALF-BRACKET ASSY		2	
70	5421465159		..ANCHOR NUT, TWO LUG OPT TO 4G109M MADE BY VF0224		1	R

- ITEM NOT ILLUSTRATED

27-50-02

FIG. 1A

PAGE 1

NOV 30/18

FIG. ITEM	PART NUMBER	1234567 	NOMENCLATURE	EFFECT FROM TO	UNITS PER ASSY	OBS
1A 80	TB20 61095000		.PRINTED CIRCUIT S/N 561 - 822, 850 - 887, 889 - 947		1	OR R
- 80A	TB20 61231000		.PRINTED CIRCUIT S/N 823 - 849, 888, 948 - 1492		1	OR R
- 80B	TB20 61264000		.PRINTED CIRCUIT S/N 823 - 849, 888, 948 - 9999 SUPSD BY TB20 6126400100		1	R
- 80C	TB20 6126400100		.PRINTED CIRCUIT RPLS TB20 61231000 SUPSDS TB20 61264000 ATTACHING PARTS		1	R
90	5102953075		.BOLT OPT TO E27311H40Q10AGUL MADE BY VF0110		2	R
100	5701039160		.WASHER OPT TO NFL23111AD040L MADE BY VF0111 * * *		2	R

- ITEM NOT ILLUSTRATED

27-50-02

FIG. 1A

PAGE 2

NOV 30/18

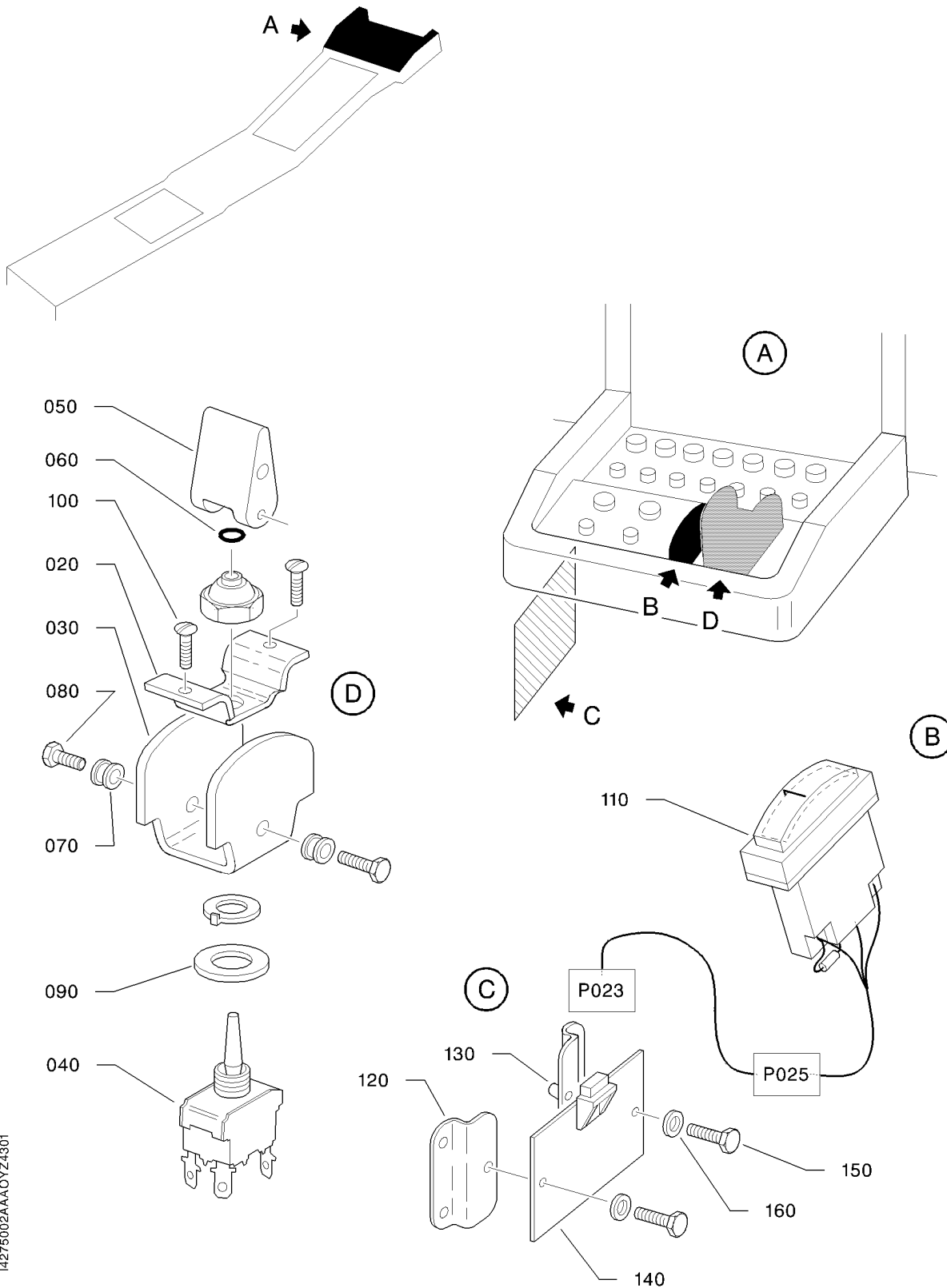
PAGE INTENTIONALLY BLANK

27-50-02

FIG. 1A

PAGE 3 R

NOV 30/18



WING FLAP CONTROL
FIGURE 1B

27-50-02

FIG. 1B

PAGE 0 R

NOV 30/18

FIG.ITEM	PART NUMBER	NOMENCLATURE	EFFECT FROM TO	UNITS PER ASSY	OBS
		1234567 			
1B- 1	TF27-50-02-01B-001	WING FLAP CONTROL		RF	
- 10	TB10 61227000	.FLAP CONTROL SELECTOR ASSY PRE-MOD. 144 RPLD BY OPT10 924000		1	
- 10A	TB10 6122700100	.FLAP CONTROL SELECTOR ASSY POST-MOD. 144		1	
20	TB20 61074100	..BRACKET		1	
30	TB20 61074102	..PROTECTIVE DEVICE		1	
40	7148650601	..INVERTER OPT TO 2716ZB5N027 MADE BY VF0894 PRE-MOD. 144 RPLD BY OPT10 924000		1	R
- 40A	7388070024	..TOGGLE SWITCH POST-MOD. 144		1	
- 45	7228070129	..NUT WITH 7388070024		1	R
50	TB20 61075100	..PLATE		1	
60	7423540038	..O-RING		1	
70	7681791317	..GROMMET OPT TO DK3-5-8-2 MADE BY VF0331		2	R
80	TB20 61074124	..SCREW		2	
90	5741503510	..WASHER OPT TO AN960-816 MADE BY V88044 RPLD BY 5741151863		1	R
- 90A	5741151863	..WASHER OPT TO NAS1149F0863P MADE BY V80205 RPLS 5741503510		1	R
100	5169902075	..SCREW OPT TO E2712840Q10CCU MADE BY VF0110		2	R
110	TB20 61232000	.FLAP INDICATOR S/N 1796, 1805, 1818 - 1887 RPLD BY TB20 6123200100		1	OR R
-110A	TB20 6123200100	.FLAP INDICATOR RPLS TB20 61232000		1	R
120	TB20 61095001	.HALF-BRACKET ASSY		2	
130	5421465159	..ANCHOR NUT, TWO LUG OPT TO 4G109M MADE BY VF0224		1	R
140	TB20 61264000	.PRINTED CIRCUIT SUPSD BY TB20 6126400100		1	R
-140A	TB20 6126400100	.PRINTED CIRCUIT SUPSDS TB20 61264000		1	R

- ITEM NOT ILLUSTRATED

27-50-02

FIG. 1B

PAGE 1

NOV 30/18

POST-MOD. 127 AND PRE-MOD. 151

FIG.ITEM	PART NUMBER	1234567 	NOMENCLATURE	EFFECT FROM TO	UNITS PER ASSY	OBS
1B			ATTACHING PARTS			
150	5102953075		.BOLT OPT TO E27311H40Q10AGUL MADE BY VF0110		2	R
160	5701039160		.WASHER OPT TO NFL23111AD040L MADE BY VF0111 * * *		2	R

- ITEM NOT ILLUSTRATED

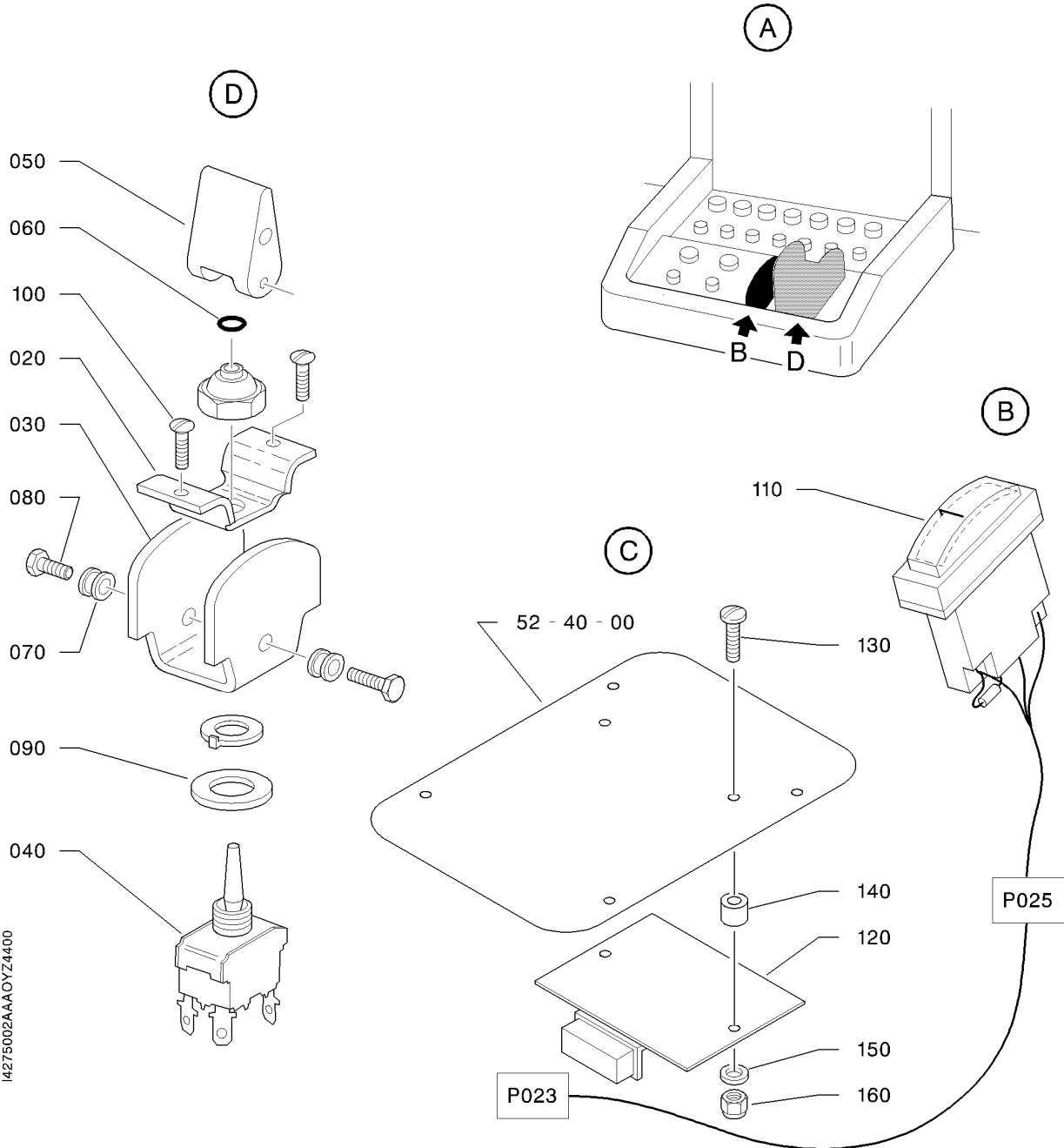
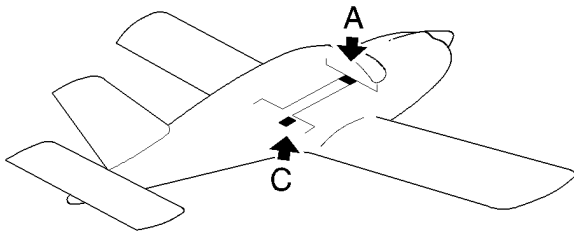
27-50-02

FIG. 1B

PAGE 2

NOV 30/18

PAGE INTENTIONALLY BLANK



I4275002AAA0YZ4400

WING FLAP CONTROL
FIGURE 1C

27-50-02

FIG. 1C

PAGE 0 R

NOV 30/18

FIG.ITEM	PART NUMBER	1234567 	NOMENCLATURE	EFFECT FROM TO	UNITS PER ASSY	OBS
1C- 1	TF27-50-02-01C-001		WING FLAP CONTROL		RF	
- 10	TB10 6122700100		.FLAP CONTROL SELECTOR ASSY		1	
20	TB20 61074100		..BRACKET		1	
30	TB20 61074102		..PROTECTIVE DEVICE		1	
40	7388070024		..TOGGLE SWITCH		1	
- 45	7228070129		...NUT		1	
50	TB20 61075100		..PLATE		1	
60	7423540038		..O-RING		1	
70	7681791317		..GROMMET		2	R
			OPT TO DK3-5-8-2 MADE BY VF0331			
80	TB20 61074124		..SCREW		2	
90	5741503510		..WASHER		1	R
			OPT TO AN960-816 MADE BY V88044 RPLD BY 5741151863			
- 90A	5741151863		..WASHER		1	R
			OPT TO NAS1149F0863P MADE BY V80205 RPLS 5741503510			
100	5169902075		..SCREW		2	R
			OPT TO E271284Q10CCU MADE BY VF0110			
110	TB20 6123200100		.FLAP INDICATOR		1	
120	TB20 61264000		.PRINTED CIRCUIT		1	R
			SUPSD BY TB20 6126400100			
-120A	TB20 6126400100		.PRINTED CIRCUIT		1	R
			SUPSDS TB20 61264000 ATTACHING PARTS			
130	5169902084		.SCREW		2	R
			OPT TO E27128-40Q15CCU MADE BY VF0110			
140	7244492270		.SPACER		2	R
			OPT TO 2374 MADE BY VF5638			
150	5701039160		.WASHER		2	R
			OPT TO NFL23111AD040L MADE BY VF0111			
160	5401458159		.NUT		2	R
			OPT TO E25412B40QQVAL MADE BY VF0110 SUPSD BY 5414468159			
-160A	5414468159		.NUT		2	R
			OPT TO 4PH135M MADE BY VF0224 SUPSDS 5401458159			
			* * *			

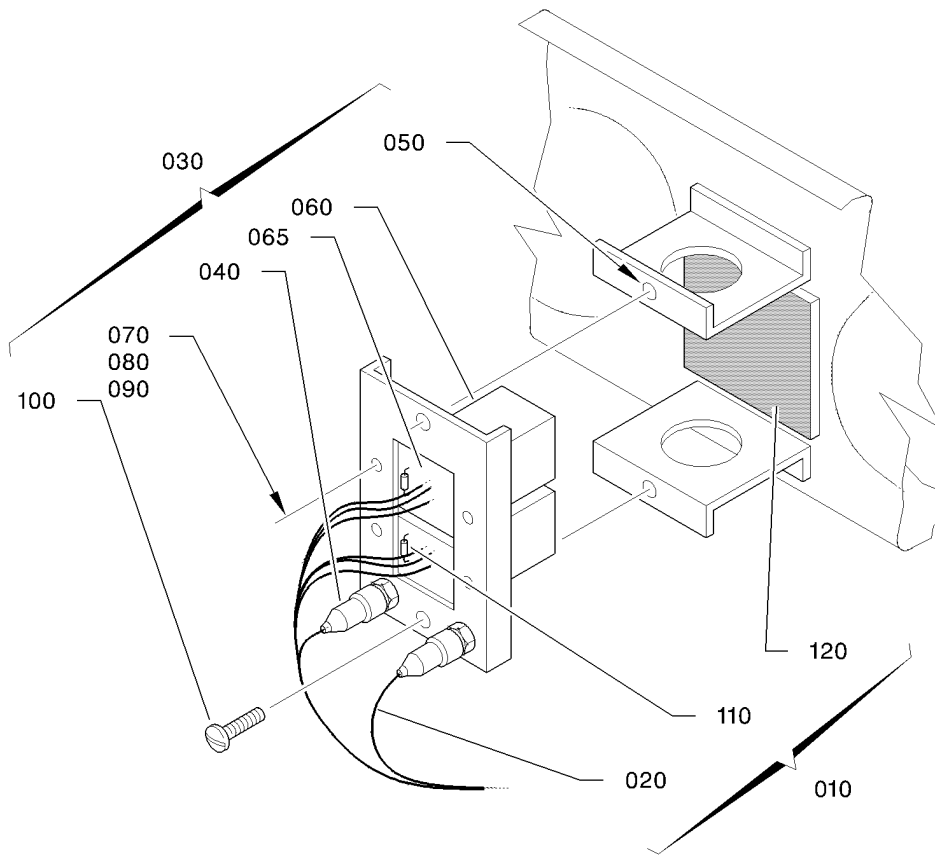
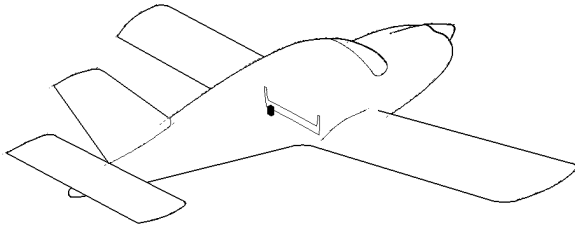
- ITEM NOT ILLUSTRATED

27-50-02

FIG. 1C

PAGE 1

NOV 30/18



14275003AAAAYZ4301

RELAYS
FIGURE 1

27-50-03

FIG. 1
PAGE 0 R
NOV 30/18

FIG.ITEM	PART NUMBER	NOMENCLATURE		EFFECT FROM TO	UNITS PER ASSY	OBS
		1234567 				
1 - 1	TF27-50-03-01-001		RELAYS		RF	
10	TB10 61236910		.WIRED FLAP RELAY		1	
20	TB10 61257000		..FLAP MOTOR HARNESS		1	
30	TB20 61260002		..FLAP RELAY ASSY		1	
40	7168752608		...DIODE		2	
50	5421465159		...ANCHOR NUT, TWO LUG OPT TO 4G109M MADE BY VF0224		2	R
60	7733011024		...RELAY		2	
65	7779290200		...RELAY BASE		2	
70	5102953086		...BOLT OPT TO NFE27311H40Q16AGUL MADE BY VF0110		4	R
80	5701039160		...WASHER OPT TO NFL23111AD040L MADE BY VF0111		4	R
90	5401458159		...NUT OPT TO E25412B40QQVAL MADE BY VF0110 SUPSD BY 5414468159		4	R
- 90A	5414468159		...NUT OPT TO 4PH135M MADE BY VF0224 SUPSDS 5401458159		4	R
100	5111943075		...SCREW		2	R
110	TB20 61063001		..DIODE ASSY		2	
120	TB20 61260119		..RUBBER STRIP		AR	

- ITEM NOT ILLUSTRATED

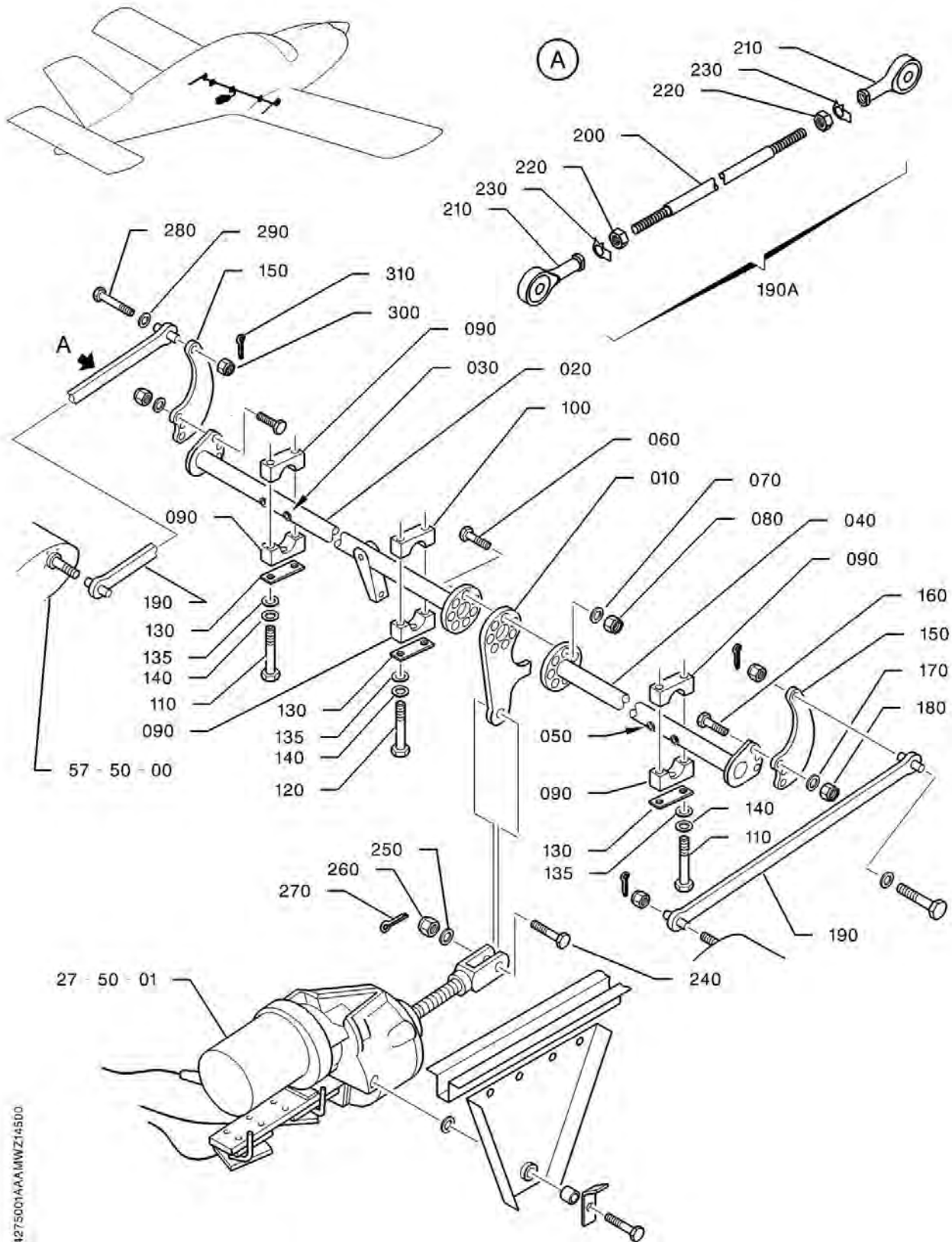
27-50-03

FIG. 1

PAGE 1

NOV 30/18

S/N 823 - 849, 888, 948 - 9999



LINKAGE
FIGURE 1

27-50-04

FIG. 1
PAGE 0 R
NOV 30/18

M275001AAA1MWZ14500

FIG. ITEM	PART NUMBER	1234567 	NOMENCLATURE	EFFECT FROM TO	UNITS PER ASSY	OBS
1 - 1	TF27-50-04-01-001		LINKAGE		RF	
10	TB10 27083000		.LEVER ASSY S/N 1 - 764, 766 - 878		1	
- 10A	TB10 27086000		.LEVER ASSY S/N 765, 879 - 9999		1	
20	TB10 27004005		.L.H. TORQUE TUBE SUPSD BY TB10 27004007		1	OR R
- 20A	TB10 27004007		.L.H. TORQUE TUBE SUPSDS TB10 27004005		1	R
30	5703389160		..WASHER		2	
40	TB10 27004006		.R.H. TORQUE TUBE RPLD BY TB10 27004008		1	OR
- 40A	TB10 27004008		.R.H. TORQUE TUBE RPLS TB10 27004006		1	
50	5703389160		..WASHER		2	
60	5101229184		ATTACHING PARTS		6	
70	5705015240		..BOLT		6	
			..WASHER OPT TO 23118AD050L MADE BY VF0111		6	R
80	5401458239		..NUT OPT TO E25412B50QQVAL MADE BY VF0110		6	R
			* * *			
90	TB10 27021100		.HALF-BEARING S/N 1 - 1197 SUPSD BY TB10 27021102		5	OR R
- 90A	TB10 27021102		.HALF-BEARING SUPSDS TB10 27021100		5	R
100	TB10 27022100		.HALF-BEARING S/N 1 - 1197 SUPSD BY TB10 27022101		1	OR R
-100A	TB10 27022101		.HALF-BEARING SUPSDS TB10 27022100		1	R
			ATTACHING PARTS			
110	5101229257		.BOLT S/N 1 - 400		4	
-110A	5101229254		.BOLT S/N 401 - 9999		4	
120	5101229249		.BOLT OPT TO 5101229249 MADE BY VF7411		2	R
130	TB10 27004129		.BEARING PLATE S/N 401 - 9999		3	OR
135	5701039240		.WASHER OPT TO ASN 53101 MADE BY VF0111 S/N 1 - 400		6	R

- ITEM NOT ILLUSTRATED

27-50-04

FIG. 1

PAGE 1

NOV 30/18

S/N 1 - 9999

FIG. ITEM	PART NUMBER	NOMENCLATURE	EFFECT FROM TO	UNITS PER ASSY	OBS
		1234567 			
1 140	5759013240	. LOCKWASHER OPT TO 23350AC050LE MADE BY VF0111 S/N 1 - 400 * * *		6	R
140A	5759013240	. DELETED			R
150	TB10 27073100	. END LEVER ATTACHING PARTS		2	
160	5101229179	. BOLT		6	R
170	5705015240	. WASHER OPT TO 23118AD050L MADE BY VF0111		6	R
180	5401458239	. NUT OPT TO E25412B50QQVAL MADE BY VF0110 * * *		6	R
190	TB10 27009001	. ROD ASSY S/N 1 - 1405, 1407, 1414, 1417 - 1423, 1425, 1436, 1441 RPLD BY TB10 27105001		2	OR
-190A	TB10 27105001	. ROD ASSY RPLS TB10 27009001 ATTACHING PARTS		2	
200	TB10 27105100	. ROD		1	
210	TB10 17012000	. SWIVEL ROD END ASSY		2	
220	5305951300	. NUT OPT TO NFE27411B60QAGUL MADE BY VF0110		2	R
230	5759013290	. LOCKWASHER OPT TO 23350AC060LE MADE BY VF0111		2	R
240	7907234008	. SCREW OPT TO 8076-012 MADE BY VF0396		1	R
250	7743232300	. WASHER OPT TO JFED 060UL MADE BY VF0396		1	R
260	7228232000	. NUT OPT TO GMQ 1ED060TL MADE BY VF0396		1	R
270	7323232200	. COTTER PIN OPT TO HSA-A0160014TL MADE BY VF0396		1	R
280	TB10 09083102	. SPECIAL BOLT		2	
290	5706039345	. WASHER OPT TO NFL23116AD070L MADE BY VF0111		2	

- ITEM NOT ILLUSTRATED

27-50-04

FIG. 1

PAGE 2

NOV 30/18

FIG.ITEM	PART NUMBER	NOMENCLATURE	EFFECT FROM TO	UNITS PER ASSY	OBS
1 300	5374336300	1234567 .NUT OPT TO NFL22451BC060L MADE BY VF0111		2	R
310	5783009078	.COTTER PIN OPT TO 23310AA015015L MADE BY VF0111 * * *		2	R

- ITEM NOT ILLUSTRATED

27-50-04

FIG. 1

PAGE 3

NOV 30/18

S/N 1 - 9999

PAGE INTENTIONALLY BLANK